

Warragul Race 1 Distance 1790m

Monday, 8 June 2026



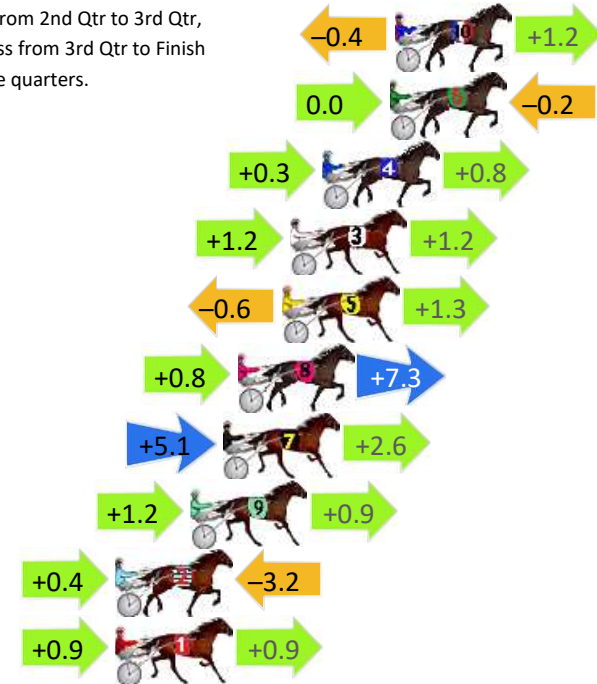
Gross Time: 2:13.60 MileRate: 2:00.10 LeadTime: 11.50s First Qtr: 31.80s Second Qtr: 31.70s Third Qtr: 30.10s Fourth Qtr: 28.50s

DATA TABLE: 800 / 400 Posi's are position from leader and (how wide the horse was at that position)

NoHorse	Plc	Mar	800 Posi	400 Posi	Time	3rd Qtr	4th Qt
10 EVILEYE	1	0.0m	0.8m (1)	1.2m (1)	2:13.60	30.13s	28.41s
6 ALLGOOD VINNIE	2	0.2m	0.0m (0)	0.0m (0)	2:13.61	30.10s	28.51s
4 ROBLIN RANGER	3	2.9m	4.0m (0)	3.7m (0)	2:13.82	30.07s	28.45s
3 ARE WEASLEY	4	4.2m	6.6m (2)	5.4m (2)	2:13.91	30.00s	28.42s
5 REALLY SMARTIE	5	4.5m	5.2m (1)	5.8m (1)	2:13.94	30.13s	28.42s
8 HELLOVASTORY	6	6.3m	14.4m (2)	13.6m (2)	2:14.07	30.01s	27.98s
7 KITZBUHEL DELIGHT	7	6.9m	14.6m (1)	9.5m (1)	2:14.12	29.70s	28.33s
9 TEST OF FIRE	8	8.2m	10.3m (2)	9.1m (2)	2:14.21	29.99s	28.45s
2 CHASING THE WIND	9	11.2m	8.4m (0)	8.0m (0)	2:14.44	30.05s	28.76s
1 REASON TO LAUGH	10	11.2m	13.0m (0)	12.1m (0)	2:14.44	30.01s	28.46s

Finish Position and metres gained

First Arrow shows distance gain/loss from 2nd Qtr to 3rd Qtr, Second Arrow shows distance gain/loss from 3rd Qtr to Finish Blue arrow indicates best gain in these quarters.



Warragul Race 2 Distance 1790m

Monday, 8 June 2026

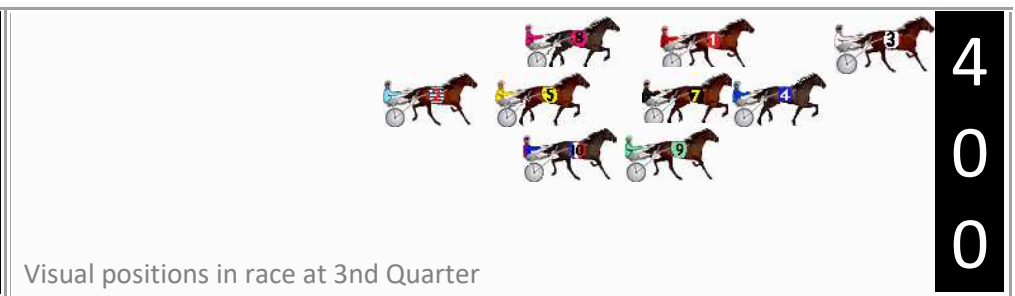


Gross Time: 2:09.10 MileRate: 1:56.00 LeadTime: 11.70s First Qtr: 29.40s Second Qtr: 29.40s Third Qtr: 29.00s Fourth Qtr: 29.60s

DATA TABLE: 800 / 400 Posi's are position from leader and (how wide the horse was at that position)

No	Horse	Plc	Mar	800 Posi	400 Posi	Time	3rd Qtr	4th Qt
4	LONGTAN VIPER	1	0.0m	4.4m (0)	4.1m (1)	2:09.10	28.98s	29.30s
9	INSIDER TRADING	2	1.5m	16.8m (1)	8.4m (2)	2:09.22	28.40s	29.11s
8	INEXORABLE	3	2.6m	16.2m (0)	12.4m (0)	2:09.30	28.73s	28.90s
3	CALEDONIAN RANGER	4	5.1m	0.0m (0)	0.0m (0)	2:09.50	29.00s	30.00s
1	WOW YOU CAN DANCE	5	5.4m	9.3m (0)	7.0m (0)	2:09.52	28.84s	29.51s
5	POSTERIZED	6	20.5m	7.4m (1)	13.6m (1)	2:10.69	29.46s	30.20s
10	SPORTS WRACK	7	20.9m	15.0m (2)	12.5m (2)	2:10.72	28.83s	30.31s
2	JILLIBY SELWOOD	8	23.8m	12.9m (1)	18.1m (1)	2:10.95	29.39s	30.13s
7	MONSIEUR FLAMEL	9	30.8m	3.5m (1)	7.7m (1)	2:11.49	29.31s	31.43s

Finish Position and metres gained

First Arrow shows distance gain/loss from 2nd Qtr to 3rd Qtr, Second Arrow shows distance gain/loss from 3rd Qtr to Finish
Blue arrow indicates best gain in these quarters.



Warragul Race 3 Distance 2210m

Monday, 8 June 2026

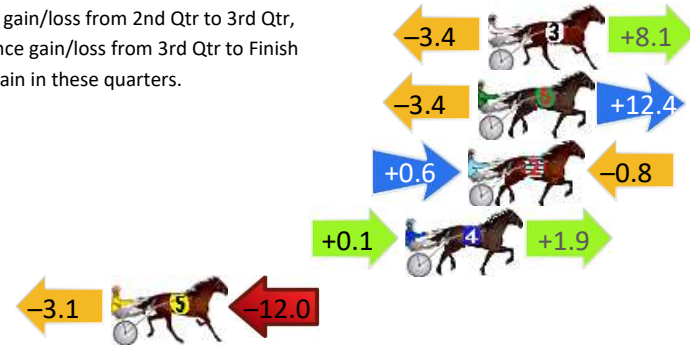
Gross Time: 2:46.70 MileRate: 2:01.40 LeadTime: 46.70s First Qtr: 32.40s Second Qtr: 29.90s Third Qtr: 28.40s Fourth Qtr: 29.30s

DATA TABLE: 800 / 400 Posi's are position from leader and (how wide the horse was at that position)

NoHorse	Plc	Mar	800 Posi	400 Posi	Time	3rd Qtr	4th Qt
3 KATIE LORRAINE	1	0.0m	4.7m (1)	8.1m (2)	2:46.70	28.65s	28.72s
6 ISLAND YANKEE	2	0.4m	9.4m (1)	12.8m (1)	2:46.73	28.66s	28.41s
2 SAHARA SEAKRET	3	0.8m	0.6m (0)	0.0m (0)	2:46.76	28.36s	29.36s
4 BOUNCED	4	3.3m	5.3m (0)	5.2m (0)	2:46.95	28.40s	29.18s
5 BELLA LOUISE	5	15.1m	0.0m (1)	3.1m (1)	2:47.86	28.62s	30.24s

Finish Position and metres gained

First Arrow shows distance gain/loss from 2nd Qtr to 3rd Qtr, Second Arrow shows distance gain/loss from 3rd Qtr to Finish Blue arrow indicates best gain in these quarters.



8
0
0

Visual positions in race at 2nd Quarter



4
0
0

Visual positions in race at 3rd Quarter



Warragul Race 4 Distance 1790m

Monday, 8 June 2026

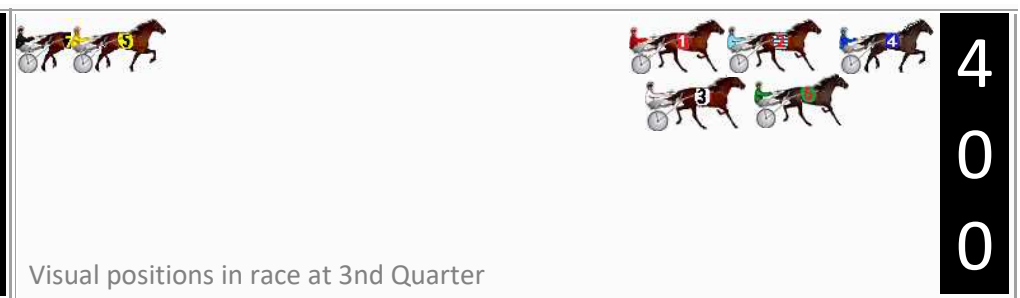


Gross Time: 2:15.60 MileRate: 2:01.90 LeadTime: 12.00s First Qtr: 30.80s Second Qtr: 31.70s Third Qtr: 30.90s Fourth Qtr: 30.20s

DATA TABLE: 800 / 400 Posi's are position from leader and (how wide the horse was at that position)

No	Horse	Plc	Mar	800 Posi	400 Posi	Time	3rd Qtr	4th Qt
6	MISTA WALKER	1	0.0m	16.4m (1)	3.4m (1)	2:15.60	29.90s	29.94s
1	TENSION SEEKER	2	17.2m	8.2m (0)	8.4m (0)	2:16.96	30.91s	30.92s
2	TAKEN BY WINE	3	19.0m	3.8m (0)	4.5m (0)	2:17.10	30.95s	31.36s
4	CHRISTMAS BABE	4	22.0m	0.0m (0)	0.0m (0)	2:17.34	30.90s	31.94s
3	LOVE WHO	5	57.0m	6.0m (1)	7.8m (1)	2:20.11	31.03s	34.12s
5	MAGIC LAW	6	91.0m	12.5m (1)	30.8m (0)	2:22.80	32.28s	35.06s
7	ATEGO ADA	7	126.1m	71.6m (0)	83.9m (0)	2:25.57	31.77s	33.80s

Finish Position and metres gained

First Arrow shows distance gain/loss from 2nd Qtr to 3rd Qtr, Second Arrow shows distance gain/loss from 3rd Qtr to Finish. Blue arrow indicates best gain in these quarters.



Warragul Race 5 Distance 1790m

Monday, 8 June 2026


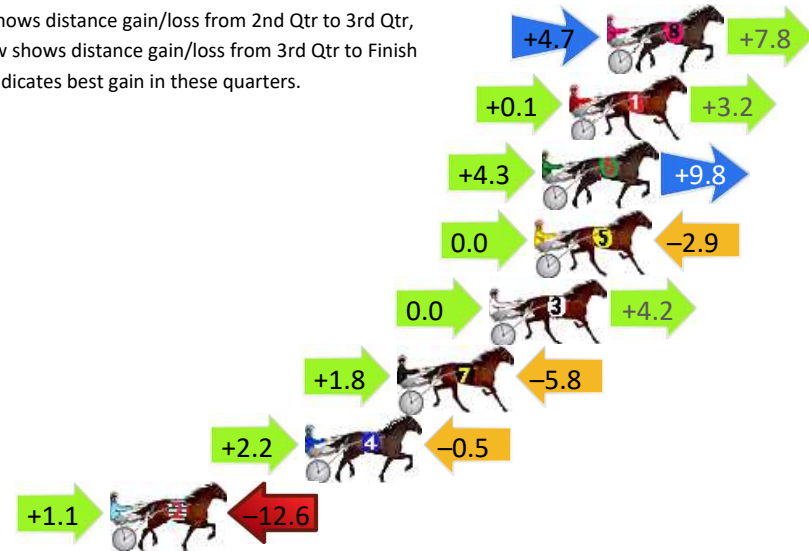
Gross Time: 2:13.50 MileRate: 2:00.00 LeadTime: 12.10s First Qtr: 30.20s Second Qtr: 31.40s Third Qtr: 30.30s Fourth Qtr: 29.50s

DATA TABLE: 800 / 400 Posi's are position from leader and (how wide the horse was at that position)


No	Horse	Plc	Mar	800 Posi	400 Posi	Time	3rd Qtr	4th Qt
8	GALLICO	1	0.0m	12.5m (1)	7.8m (2)	2:13.50	29.94s	28.92s
1	ATOMIC GLORY	2	1.5m	4.8m (0)	4.7m (0)	2:13.62	30.29s	29.27s
6	HOLD ON FOREVER	3	2.6m	16.7m (1)	12.4m (2)	2:13.70	29.96s	28.78s
5	MIKI MARK	4	2.9m	0.0m (0)	0.0m (0)	2:13.72	30.30s	29.72s
3	THE IRISHMAN	5	4.7m	8.9m (0)	8.9m (0)	2:13.86	30.29s	29.20s
7	IFYOULOVEMELETME GO	6	8.4m	4.4m (1)	2.6m (1)	2:14.15	30.16s	29.96s
4	LAVADA GOLD	7	12.1m	13.8m (0)	11.6m (1)	2:14.44	30.12s	29.58s
2	WATCH IT HAPPEN	8	19.9m	8.4m (1)	7.3m (1)	2:15.04	30.21s	30.50s

Finish Position and metres gained

First Arrow shows distance gain/loss from 2nd Qtr to 3rd Qtr, Second Arrow shows distance gain/loss from 3rd Qtr to Finish. Blue arrow indicates best gain in these quarters.



Visual positions in race at 2nd Quarter



Visual positions in race at 3rd Quarter



Warragul Race 6 Distance 2627m


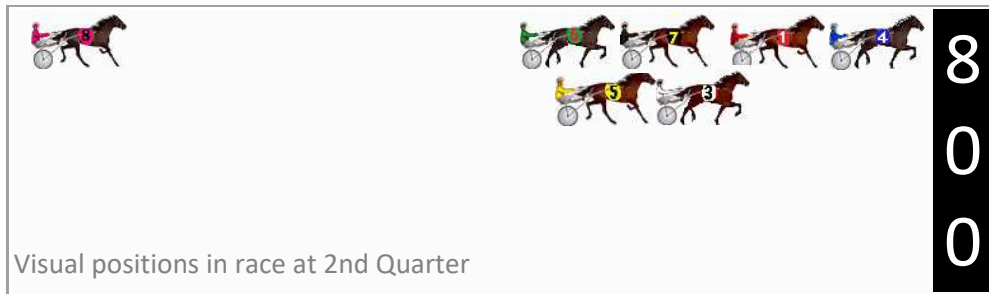
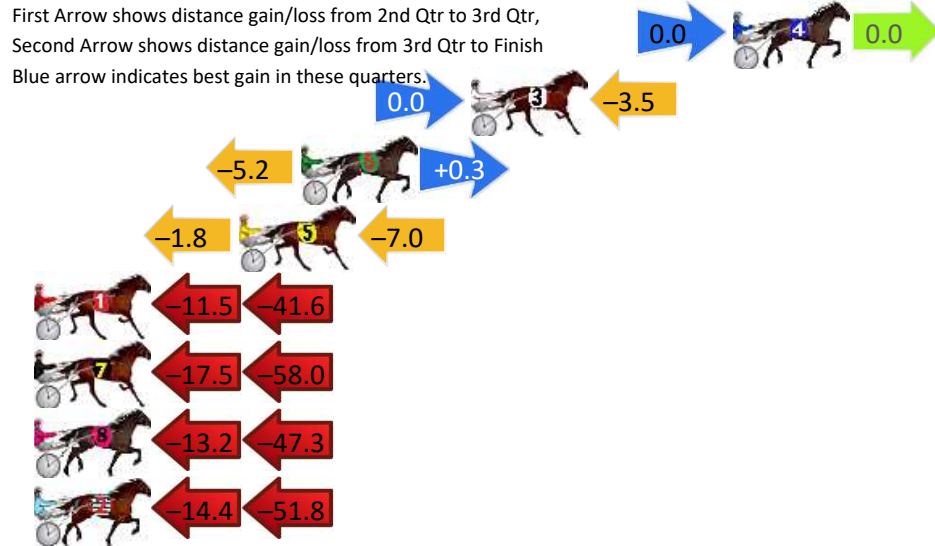
Monday, 8 June 2026

Gross Time: 3:23.70 MileRate: 2:03.40 LeadTime: 80.70s First Qtr: 30.90s Second Qtr: 30.90s Third Qtr: 30.10s Fourth Qtr: 31.10s

DATA TABLE: 800 / 400 Posi's are position from leader and (how wide the horse was at that position)

No	Horse	Plc	Mar	800 Posi	400 Posi	Time	3rd Qtr	4th Qt
4	THE PREACHER	1	0.0m	0.0m (0)	0.0m (0)	3:23.70	30.10s	31.10s
3	QUEEN KIZEN	2	10.5m	7.0m (1)	7.0m (0)	3:24.55	30.11s	31.42s
6	TWEEDLEDEE	3	17.3m	12.4m (0)	17.6m (1)	3:25.11	30.51s	31.17s
5	EL CONQUEROR	4	19.8m	11.0m (1)	12.8m (1)	3:25.31	30.25s	31.74s
1	ALLWATFUNJINGLES	5	57.1m	4.0m (0)	15.5m (0)	3:28.34	30.98s	34.56s
7	MAESTRO	6	83.9m	8.4m (0)	25.9m (0)	3:30.52	31.44s	35.95s
8	OVERANDOUT	7	138.0m	77.5m (0)	90.7m (0)	3:34.92	31.20s	35.42s
2	KIMBERLEYS TREE	8	151.7m	85.5m (0)	99.9m (0)	3:36.04	31.30s	35.84s

Finish Position and metres gained



Warragul Race 7 Distance 2210m

Monday, 8 June 2026

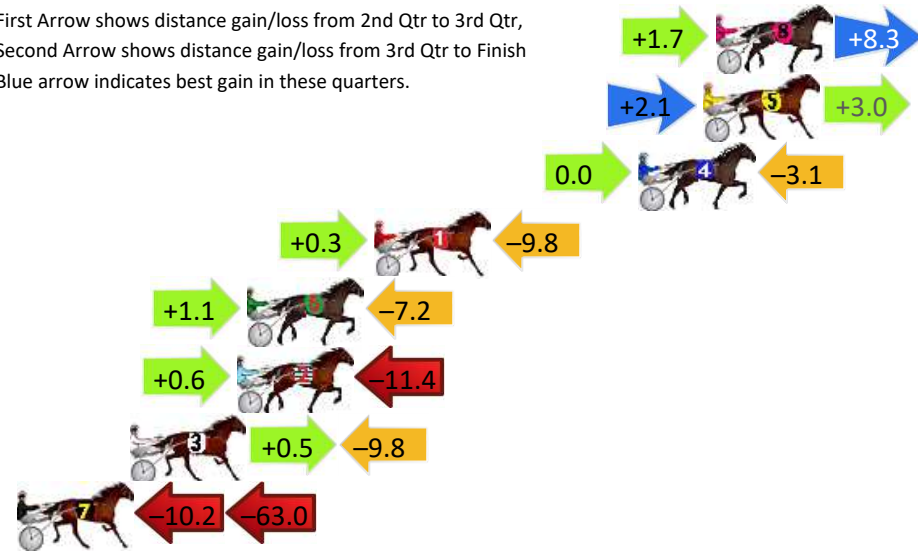
Gross Time: 2:43.60 MileRate: 1:59.10 LeadTime: 43.70s First Qtr: 31.40s Second Qtr: 30.90s Third Qtr: 28.90s Fourth Qtr: 28.70s

DATA TABLE: 800 / 400 Posi's are position from leader and (how wide the horse was at that position)

No	Horse	Plc	Mar	800 Posi	400 Posi	Time	3rd Qtr	4th Qt
8	HIGHLANDHARTBRE AKA	1	0.0m	10.0m (1)	8.3m (1)	2:43.60	28.77s	28.11s
5	HELLOVATIME	2	0.5m	5.6m (1)	3.5m (1)	2:43.64	28.75s	28.49s
4	SCHERGER THAT	3	3.1m	0.0m (0)	0.0m (0)	2:43.83	28.90s	28.93s
1	WE DEALIN DIAMONDS	4	13.7m	4.2m (0)	3.9m (0)	2:44.63	28.88s	29.45s
6	DRESSED IN GOLD	5	18.8m	12.7m (0)	11.6m (0)	2:45.02	28.82s	29.29s
2	OZZIE SUNSHINE	6	19.2m	8.4m (0)	7.8m (0)	2:45.05	28.86s	29.59s
3	OUR CHEEKY DEVIL	7	23.5m	14.2m (1)	13.7m (2)	2:45.37	28.86s	29.49s
7	PATIRO	8	74.9m	1.7m (1)	11.9m (1)	2:49.24	29.63s	33.49s

Finish Position and metres gained

First Arrow shows distance gain/loss from 2nd Qtr to 3rd Qtr, Second Arrow shows distance gain/loss from 3rd Qtr to Finish Blue arrow indicates best gain in these quarters.



8
0
0

Visual positions in race at 2nd Quarter



4
0
0

Visual positions in race at 3rd Quarter

Warragul Race 8 Distance 1790m

Monday, 8 June 2026


Gross Time: 2:11.30 MileRate: 1:58.00 LeadTime: 11.90s First Qtr: 29.90s Second Qtr: 30.10s Third Qtr: 29.50s Fourth Qtr: 29.90s

DATA TABLE: 800 / 400 Posi's are position from leader and (how wide the horse was at that position)

No	Horse	Plc	Mar	800 Posi	400 Posi	Time	3rd Qtr	4th Qt
5	LONGTAN VIPER	1	0.0m	0.0m (0)	0.0m (0)	2:11.30	29.50s	29.90s
1	CALEDONIAN RANGER	2	0.5m	9.1m (0)	7.3m (0)	2:11.34	29.37s	29.40s
8	INSIDER TRADING	3	2.4m	14.2m (1)	8.4m (2)	2:11.49	29.08s	29.47s
2	ALLGOOD VINNIE	4	2.7m	4.5m (0)	3.7m (0)	2:11.51	29.44s	29.84s
9	POSTERIZED	5	7.4m	14.1m (0)	11.4m (0)	2:11.88	29.31s	29.64s
11	INEXORABLE	6	15.1m	18.6m (1)	12.2m (2)	2:12.48	29.04s	30.18s
4	REALLY SMARTIE	7	19.7m	10.4m (1)	8.3m (1)	2:12.84	29.35s	30.83s
6	WOW YOU CAN DANCE	8	24.3m	22.6m (1)	13.4m (1)	2:13.20	28.83s	30.81s
7	ROBLEN RANGER	9	25.0m	6.0m (1)	3.8m (2)	2:13.26	29.34s	31.58s
3	ARE WEASLEY	10	25.8m	20.1m (0)	15.4m (0)	2:13.32	29.17s	30.78s
10	EVILEYE	11	28.9m	2.2m (1)	3.8m (1)	2:13.56	29.62s	31.88s

Finish Position and metres gained

First Arrow shows distance gain/loss from 2nd Qtr to 3rd Qtr, Second Arrow shows distance gain/loss from 3rd Qtr to Finish Blue arrow indicates best gain in these quarters.



800

Visual positions in race at 2nd Quarter



400

Visual positions in race at 3rd Quarter



Sectional Analysis Software
Not just form | Free Trial



RISE Digital, Harness Racing Australia nor the provider accepts any responsibility for the completeness or accuracy of any of the information contained herein, and makes no representations about its suitability for any particular purpose. Users should make their own judgements about those matters and/or seek independent advice. You assume all risks associated with use of data provided on this page

www.facebook.com/PJHarnessRacing