

Terang Race 1 Distance 2180m

Monday, 18 May 2026

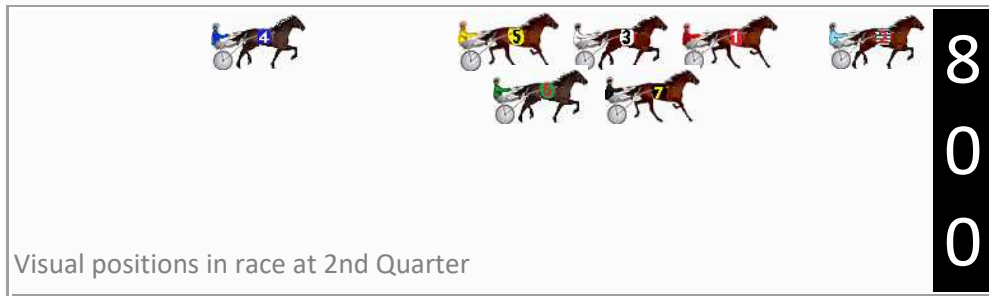
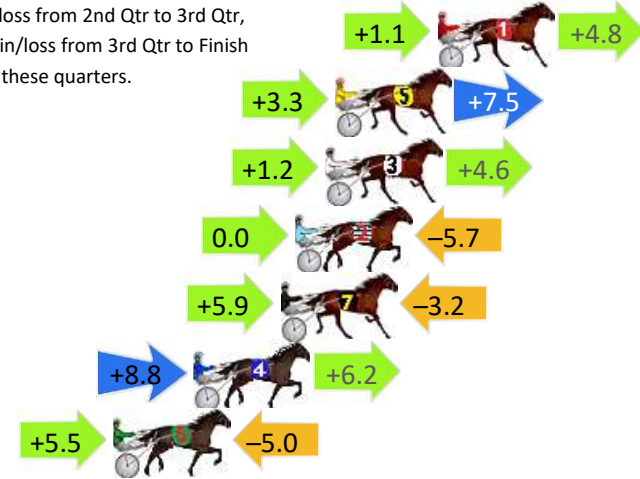
Gross Time: 2:51.00 MileRate: 2:06.20 LeadTime: 44.50s First Qtr: 32.80s Second Qtr: 31.60s Third Qtr: 31.30s Fourth Qtr: 30.80s

DATA TABLE: 800 / 400 Posi's are position from leader and (how wide the horse was at that position)

NoHorse	Plc	Mar	800 Posi	400 Posi	Time	3rd Qtr	4th Qt
1 GLORY CONNECT	1	0.0m	5.9m (0)	4.8m (0)	2:51.00	31.21s	30.43s
5 I AM SKYE CHIOLA	2	4.1m	14.9m (0)	11.6m (1)	2:51.33	31.04s	30.23s
3 ISLAND RUBEE	3	4.5m	10.3m (0)	9.1m (0)	2:51.36	31.20s	30.46s
2 VIXAN	4	5.7m	0.0m (0)	0.0m (0)	2:51.46	31.30s	31.26s
7 MAORIS AVENGER	5	6.3m	9.0m (1)	3.1m (1)	2:51.51	30.84s	31.07s
4 HES RUNAWAY BAY	6	9.8m	24.8m (0)	16.0m (1)	2:51.79	30.61s	30.35s
6 REDBLUENPURPLE	7	13.0m	13.5m (1)	8.0m (1)	2:52.05	30.87s	31.23s

Finish Position and metres gained

First Arrow shows distance gain/loss from 2nd Qtr to 3rd Qtr,
Second Arrow shows distance gain/loss from 3rd Qtr to Finish
Blue arrow indicates best gain in these quarters.



Terang Race 2 Distance 2180m

Monday, 18 May 2026

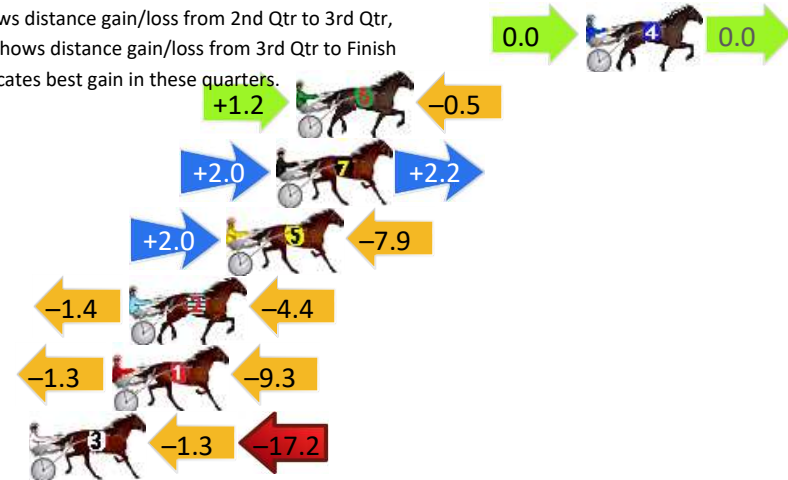
Gross Time: 2:37.30 MileRate: 1:56.20 LeadTime: 40.20s First Qtr: 31.00s Second Qtr: 29.50s Third Qtr: 27.80s Fourth Qtr: 28.80s

DATA TABLE: 800 / 400 Posi's are position from leader and (how wide the horse was at that position)

NoHorse	Plc	Mar	800 Posi	400 Posi	Time	3rd Qtr	4th Qt
4 I AM THE STORM	1	0.0m	0.0m (0)	0.0m (0)	2:37.30	27.80s	28.80s
6 KEAYANG SWEETHEART	2	11.6m	12.3m (1)	11.1m (1)	2:38.18	27.73s	28.90s
7 NANCYS BOY	3	12.4m	16.6m (1)	14.6m (1)	2:38.24	27.68s	28.71s
5 KEAYANG PAYTON	4	14.4m	8.5m (1)	6.5m (1)	2:38.39	27.67s	29.43s
2 THE SPORTZ STAR	5	18.3m	12.5m (0)	13.9m (0)	2:38.68	27.92s	29.20s
1 EYENEEDTHAT	6	19.0m	8.4m (0)	9.7m (0)	2:38.74	27.90s	29.56s
3 SCOOTER LOU	7	22.3m	3.8m (0)	5.1m (0)	2:38.99	27.90s	30.13s

Finish Position and metres gained

First Arrow shows distance gain/loss from 2nd Qtr to 3rd Qtr, Second Arrow shows distance gain/loss from 3rd Qtr to Finish
Blue arrow indicates best gain in these quarters.



8
0
0

Visual positions in race at 2nd Quarter



4
0
0

Visual positions in race at 3rd Quarter



Terang Race 3 Distance 1680m

Monday, 18 May 2026


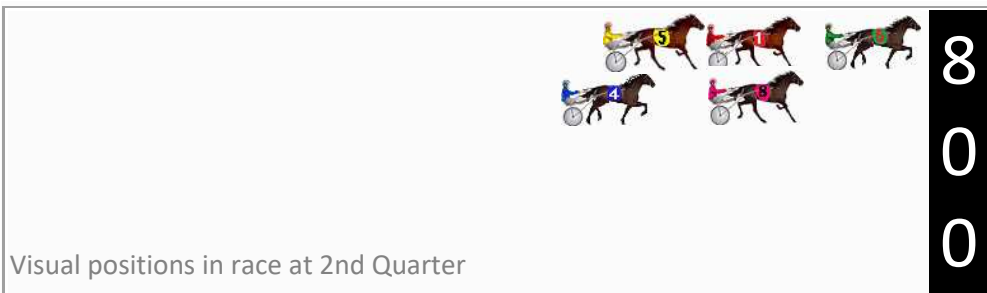
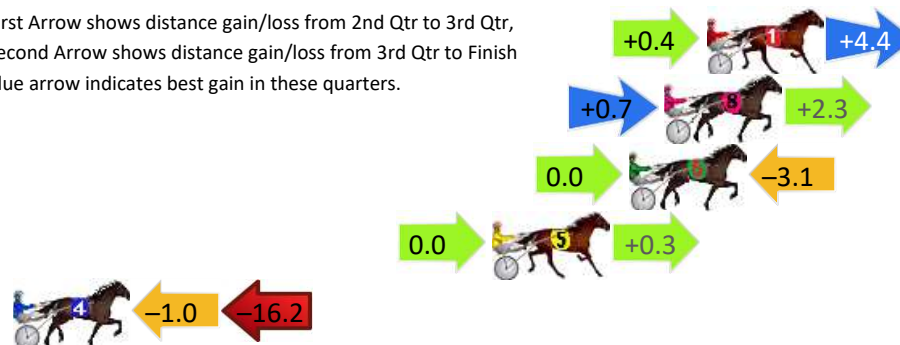
Gross Time: 2:04.20 MileRate: 1:58.90 LeadTime: 4.90s First Qtr: 29.50s Second Qtr: 31.60s Third Qtr: 28.80s Fourth Qtr: 29.40s

DATA TABLE: 800 / 400 Posi's are position from leader and (how wide the horse was at that position)

NoHorse	Plc	Mar	800 Posi	400 Posi	Time	3rd Qtr	4th Qt
1 NONNAS DREAM	1	0.0m	4.8m (0)	4.4m (0)	2:04.20	28.78s	29.08s
8 LETITRIDELUV	2	1.7m	4.7m (1)	4.0m (1)	2:04.33	28.75s	29.24s
6 REMARLI	3	3.1m	0.0m (0)	0.0m (0)	2:04.44	28.80s	29.64s
5 SHEZA MAJOR CRUNCH	4	8.6m	8.9m (0)	8.9m (0)	2:04.86	28.80s	29.42s
4 WICKED TORQUE	5	27.8m	10.6m (1)	11.6m (1)	2:06.34	28.88s	30.71s

Finish Position and metres gained

First Arrow shows distance gain/loss from 2nd Qtr to 3rd Qtr, Second Arrow shows distance gain/loss from 3rd Qtr to Finish Blue arrow indicates best gain in these quarters.



Terang Race 4 Distance 1680m

Monday, 18 May 2026

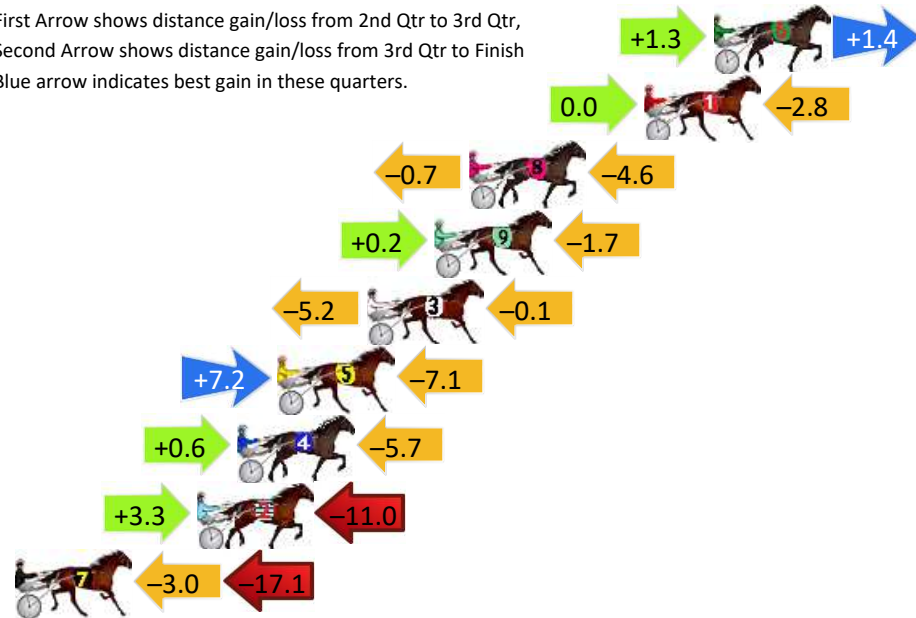
Gross Time: 2:02.30 MileRate: 1:57.20 LeadTime: 5.10s First Qtr: 30.60s Second Qtr: 30.60s Third Qtr: 27.90s Fourth Qtr: 28.10s

DATA TABLE: 800 / 400 Posi's are position from leader and (how wide the horse was at that position)

No	Horse	Plc	Mar	800 Posi	400 Posi	Time	3rd Qtr	4th Qt
6	THATS KEVIN	1	0.0m	2.7m (1)	1.4m (1)	2:02.30	27.81s	28.00s
1	HIGH TEMPO	2	2.8m	0.0m (0)	0.0m (0)	2:02.51	27.90s	28.31s
8	BOBBYS ROOM	3	9.8m	4.5m (0)	5.2m (0)	2:03.02	27.95s	28.46s
9	CARAPAZ	4	11.2m	9.7m (0)	9.5m (0)	2:03.13	27.89s	28.27s
3	FIREY STARS	5	13.9m	8.6m (1)	13.8m (1)	2:03.33	28.26s	28.17s
5	BUBBLE OVER	6	17.5m	17.6m (1)	10.4m (2)	2:03.59	27.41s	28.67s
4	KEAYANG QUEENIE	7	19.1m	14.0m (0)	13.4m (0)	2:03.71	27.86s	28.58s
2	IMALLATTITUDE	8	20.7m	13.0m (1)	9.7m (1)	2:03.83	27.68s	28.95s
7	BELVU BANDIT	9	38.4m	18.3m (0)	21.3m (0)	2:05.14	28.11s	29.46s

Finish Position and metres gained

First Arrow shows distance gain/loss from 2nd Qtr to 3rd Qtr, Second Arrow shows distance gain/loss from 3rd Qtr to Finish
Blue arrow indicates best gain in these quarters.



800

Visual positions in race at 2nd Quarter



400

Visual positions in race at 3rd Quarter



Terang Race 5 Distance 2180m

Monday, 18 May 2026



Gross Time: 2:52.00 MileRate: 2:05.80 LeadTime: 47.80s First Qtr: 31.60s Second Qtr: 32.80s Third Qtr: 29.70s Fourth Qtr: 30.10s

DATA TABLE: 800 / 400 Posi's are position from leader and (how wide the horse was at that position)

No	Horse	Plc	Mar	800 Posi	400 Posi	Time	3rd Qtr	4th Qt
7	SISTER MOLLY	1	0.0m	12.7m (2)	5.9m (2)	2:52.00	29.20s	29.66s
8	KAMARAN	2	3.0m	8.6m (2)	2.3m (2)	2:52.24	29.23s	30.17s
9	SONARMI JOH	3	10.7m	13.5m (1)	10.6m (2)	2:52.84	29.49s	30.16s
3	MATTYO	4	13.0m	4.0m (1)	0.0m (1)	2:53.02	29.40s	31.12s
4	MY MOTHER SAID	5	14.6m	9.1m (1)	5.7m (1)	2:53.15	29.45s	30.83s
5	LADY SUSPICIOUS	6	16.1m	12.9m (0)	10.8m (1)	2:53.27	29.55s	30.57s
6	LAIN	7	16.8m	0.0m (0)	0.1m (0)	2:53.32	29.70s	31.42s
2	ITGETSBETTER	8	20.9m	8.8m (0)	10.8m (0)	2:53.65	29.85s	30.94s
1	BROWN EYED KATE	9	22.5m	4.5m (0)	5.4m (0)	2:53.77	29.77s	31.47s

Finish Position and metres gained

First Arrow shows distance gain/loss from 2nd Qtr to 3rd Qtr, Second Arrow shows distance gain/loss from 3rd Qtr to Finish
Blue arrow indicates best gain in these quarters.



Visual positions in race at 2nd Quarter



Visual positions in race at 3rd Quarter



Terang Race 6 Distance 1680m

Monday, 18 May 2026


Gross Time: 2:01.90 MileRate: 1:56.70 LeadTime: 4.90s First Qtr: 28.90s Second Qtr: 30.70s Third Qtr: 28.40s Fourth Qtr: 29.00s

DATA TABLE: 800 / 400 Posi's are position from leader and (how wide the horse was at that position)

NoHorse	Plc	Mar	800 Posi	400 Posi	Time	3rd Qtr	4th Qt
2 VINNY ROCK	1	0.0m	8.9m (0)	9.1m (0)	2:01.90	28.42s	28.35s
1 MONSIEUR FLAMEL	2	0.4m	0.0m (0)	0.0m (0)	2:01.93	28.40s	29.03s
8 HUXHAM CHUBB	3	4.1m	4.5m (0)	3.8m (0)	2:02.21	28.35s	29.04s
3 AMERICAN ASSASSIN	4	6.3m	6.6m (1)	9.4m (1)	2:02.38	28.60s	28.81s
10 ONE GOLDEN DEAL	5	6.9m	2.8m (1)	2.6m (1)	2:02.43	28.39s	29.34s
5 SOME MAGIC	6	7.3m	19.4m (0)	18.5m (0)	2:02.46	28.35s	28.24s
4 IMAGINATION ORO	7	8.7m	10.5m (1)	13.6m (1)	2:02.56	28.63s	28.70s
6 ISTHISTHEREALLIFE	8	13.1m	9.4m (2)	12.5m (3)	2:02.90	28.63s	29.11s
7 SNACK LOVER	9	23.3m	16.4m (1)	17.7m (2)	2:03.67	28.51s	29.51s
11 HELLAVA DEAL	10	55.2m	3.8m (2)	11.0m (2)	2:06.10	28.92s	32.42s


Finish Position and metres gained

First Arrow shows distance gain/loss from 2nd Qtr to 3rd Qtr, Second Arrow shows distance gain/loss from 3rd Qtr to Finish
Blue arrow indicates best gain in these quarters.



800

Visual positions in race at 2nd Quarter



400

Visual positions in race at 3rd Quarter



Terang Race 7 Distance 1680m

Monday, 18 May 2026

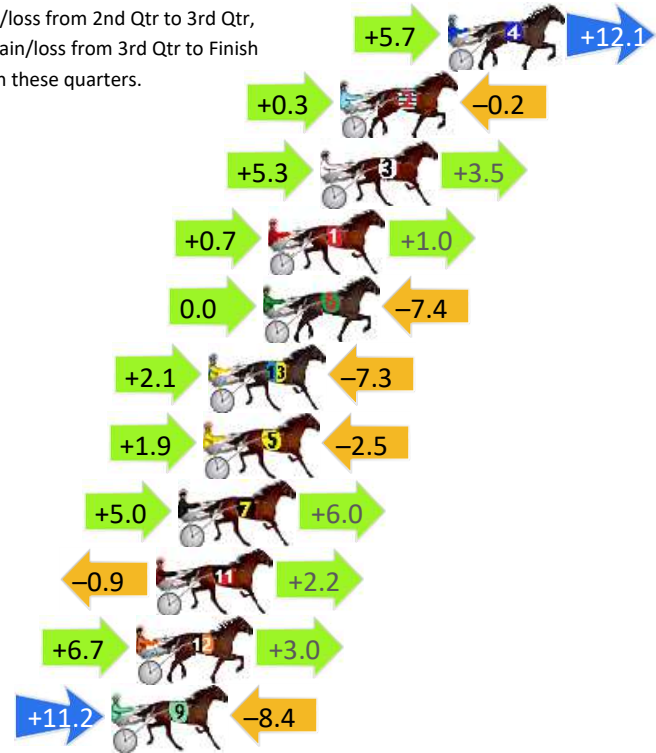
Gross Time: 2:04.00 MileRate: 1:58.80 LeadTime: 4.70s First Qtr: 27.70s Second Qtr: 32.40s Third Qtr: 29.10s Fourth Qtr: 30.10s

DATA TABLE: 800 / 400 Posi's are position from leader and (how wide the horse was at that position)

No	Horse	Plc	Mar	800 Posi	400 Posi	Time	3rd Qtr	4th Qt
4	QUICK DECISION	1	0.0m	17.8m (1)	12.1m (4)	2:04.00	28.70s	29.21s
2	LIVERMERE	2	4.3m	4.4m (0)	4.1m (0)	2:04.34	29.08s	30.14s
3	DOCTOR GO JOH	3	5.1m	13.9m (1)	8.6m (3)	2:04.40	28.72s	29.87s
1	WATCH IT HAPPEN	4	7.2m	8.9m (0)	8.2m (0)	2:04.57	29.06s	30.07s
6	ITTAKESLUV	5	7.4m	0.0m (0)	0.0m (0)	2:04.58	29.10s	30.68s
13	CEE WHOS BETTOR	6	9.6m	4.4m (1)	2.3m (1)	2:04.76	28.95s	30.69s
5	BAYSIDE VICTORY	7	9.8m	9.2m (1)	7.3m (1)	2:04.77	28.97s	30.34s
7	WOW YOU CAN DANCE	8	10.8m	21.8m (2)	16.8m (2)	2:04.85	28.76s	29.72s
11	ONYX	9	11.7m	13.0m (0)	13.9m (0)	2:04.92	29.18s	30.00s
12	MODERN JOLT	10	12.5m	22.2m (1)	15.5m (1)	2:04.99	28.63s	29.95s
9	MEDIA MOGUL	11	13.5m	16.3m (2)	5.1m (2)	2:05.06	28.30s	30.79s


Finish Position and metres gained

First Arrow shows distance gain/loss from 2nd Qtr to 3rd Qtr, Second Arrow shows distance gain/loss from 3rd Qtr to Finish. Blue arrow indicates best gain in these quarters.



800

Visual positions in race at 2nd Quarter



400

Visual positions in race at 3rd Quarter



Terang Race 8 Distance 2180m

Monday, 18 May 2026

Gross Time: 2:41.90 MileRate: 1:59.50 LeadTime: 42.20s First Qtr: 28.80s Second Qtr: 32.90s Third Qtr: 29.70s Fourth Qtr: 28.30s

DATA TABLE: 800 / 400 Posi's are position from leader and (how wide the horse was at that position)

No	Horse	Plc	Mar	800 Posi	400 Posi	Time	3rd Qtr	4th Qt
12	LE CARDINAL	1	0.0m	18.2m (2)	12.9m (3)	2:41.90	29.28s	27.37s
5	ARE WEASLEY	2	13.2m	4.3m (0)	4.6m (0)	2:42.88	29.71s	28.95s
8	KEAYANG HUNGRY	3	20.6m	0.0m (0)	0.0m (0)	2:43.43	29.70s	29.83s
3	BETTORPATCHMEUP	4	23.1m	8.5m (0)	9.2m (0)	2:43.62	29.73s	29.36s
13	PRESIDENTIALCHANGE	5	25.6m	23.0m (1)	17.7m (2)	2:43.80	29.28s	28.93s
2	THE IRISHMAN	6	27.2m	14.0m (0)	13.9m (0)	2:43.92	29.67s	29.32s
1	SMOKIN STREPO	7	27.8m	19.4m (0)	23.0m (2)	2:43.97	29.92s	28.71s
4	FOREGONE CONCLUSION	8	29.4m	2.3m (1)	5.5m (1)	2:44.09	29.93s	30.09s
6	ROCKLEIGHS LEGACY	9	29.5m	10.8m (1)	13.3m (1)	2:44.09	29.86s	29.54s
9	GRINNING REACTOR	10	30.5m	13.4m (2)	10.5m (2)	2:44.17	29.47s	29.81s
10	ROBLEN RANGER	11	31.7m	6.3m (1)	9.7m (1)	2:44.26	29.93s	29.96s
11	MAJESTIC CHEDDAR	12	37.8m	16.2m (1)	18.0m (1)	2:44.71	29.80s	29.81s

Finish Position and metres gained

First Arrow shows distance gain/loss from 2nd Qtr to 3rd Qtr, Second Arrow shows distance gain/loss from 3rd Qtr to Finish
Blue arrow indicates best gain in these quarters.

