

Terang Race 1 Distance 2180m

Tuesday, 5 May 2026


Gross Time: 2:43.40 MileRate: 2:00.60 LeadTime: 43.30s First Qtr: 32.50s Second Qtr: 30.20s Third Qtr: 28.30s Fourth Qtr: 29.10s

DATA TABLE: 800 / 400 Posi's are position from leader and (how wide the horse was at that position)

No	Horse	Plc	Mar	800 Posi	400 Posi	Time	3rd Qtr	4th Qt
3	CALEDONIAN TERRA	1	0.0m	0.0m (0)	0.0m (0)	2:43.40	28.30s	29.10s
11	HUXHAM CHUBB	2	6.8m	16.9m (1)	11.7m (1)	2:43.92	27.95s	28.78s
2	THEROUX	3	13.3m	3.5m (1)	2.8m (1)	2:44.42	28.25s	29.92s
9	GRINNING REACTOR	4	13.5m	12.6m (1)	11.2m (0)	2:44.43	28.21s	29.33s
8	WINGATE GUY	5	14.4m	16.2m (0)	15.7m (1)	2:44.50	28.28s	29.08s
13	FAMOUS LABEL	6	16.7m	21.2m (1)	16.2m (2)	2:44.67	27.97s	29.22s
5	SHE WILL WANTANO	7	16.8m	8.1m (1)	7.5m (1)	2:44.68	28.27s	29.85s
4	BAYSIDE VICTORY	8	18.7m	4.6m (0)	6.2m (0)	2:44.83	28.42s	30.09s
6	ICANMOTOR	9	30.1m	20.5m (0)	21.6m (1)	2:45.70	28.40s	29.86s
1	WATCH IT HAPPEN	10	31.9m	11.4m (0)	17.4m (0)	2:45.84	28.74s	30.30s

Finish Position and metres gained

First Arrow shows distance gain/loss from 2nd Qtr to 3rd Qtr, Second Arrow shows distance gain/loss from 3rd Qtr to Finish
Blue arrow indicates best gain in these quarters.



800

Visual positions in race at 2nd Quarter



400

Visual positions in race at 3rd Quarter



Terang Race 2 Distance 2180m

Tuesday, 5 May 2026



Gross Time: 2:40.70 MileRate: 1:58.60 LeadTime: 42.10s First Qtr: 31.30s Second Qtr: 29.60s Third Qtr: 28.80s Fourth Qtr: 28.90s

DATA TABLE: 800 / 400 Posi's are position from leader and (how wide the horse was at that position)

No	Horse	Plc	Mar	800 Posi	400 Posi	Time	3rd Qtr	4th Qt
9	LE CARDINAL	1	0.0m	28.6m (1)	16.6m (3)	2:40.70	27.94s	27.71s
8	HAWKESDALE DEED	2	0.8m	9.5m (0)	10.0m (0)	2:40.76	28.84s	28.24s
3	BETTORPATCHMEUP	3	2.7m	0.0m (0)	0.0m (0)	2:40.90	28.80s	29.10s
10	ROBLEN RANGER	4	15.5m	5.0m (0)	5.6m (0)	2:41.88	28.84s	29.68s
5	FOREGONE CONCLUSION	5	25.8m	15.2m (1)	13.3m (2)	2:42.66	28.67s	29.90s
4	ARE WEASLEY	6	25.8m	19.7m (1)	17.2m (2)	2:42.66	28.63s	29.62s
7	MAJESTIC CHEDDAR	7	26.6m	16.8m (0)	17.0m (0)	2:42.72	28.82s	29.70s
1	SMOKIN STREPO	8	27.2m	24.0m (0)	21.2m (0)	2:42.76	28.60s	29.44s
6	ROCKLEIGHS LEGACY	9	67.9m	23.6m (1)	22.2m (2)	2:45.85	28.71s	32.46s
11	KEAYANG QUEENIE	10	70.4m	10.7m (1)	14.5m (1)	2:46.04	29.07s	33.20s

Finish Position and metres gained

First Arrow shows distance gain/loss from 2nd Qtr to 3rd Qtr, Second Arrow shows distance gain/loss from 3rd Qtr to Finish
Blue arrow indicates best gain in these quarters.



Terang Race 3 Distance 1680m

Tuesday, 5 May 2026


Gross Time: 2:01.80 MileRate: 1:56.60 LeadTime: 4.80s First Qtr: 28.60s Second Qtr: 31.00s Third Qtr: 28.50s Fourth Qtr: 28.90s

DATA TABLE: 800 / 400 Posi's are position from leader and (how wide the horse was at that position)

NoHorse	Plc	Mar	800 Posi	400 Posi	Time	3rd Qtr	4th Qt
5 MEDIA MOGUL	1	0.0m	0.0m (0)	0.0m (0)	2:01.80	28.50s	28.90s
2 LIVERMERE	2	6.0m	4.5m (0)	4.5m (0)	2:02.26	28.50s	29.04s
3 QUICK DECISION	3	13.0m	12.5m (1)	7.2m (2)	2:02.79	28.13s	29.37s
8 CEE WHOS BETTOR	4	14.3m	3.5m (1)	5.0m (1)	2:02.88	28.61s	29.63s
9 MODERN JOLT	5	16.4m	18.2m (1)	12.3m (2)	2:03.04	28.09s	29.27s
4 WOW YOU CAN DANCE	6	17.1m	8.0m (1)	9.5m (1)	2:03.10	28.61s	29.52s
11 ONYX	7	17.4m	14.1m (0)	14.0m (0)	2:03.12	28.50s	29.22s
1 THE IRISHMAN	8	19.2m	9.0m (0)	9.5m (0)	2:03.26	28.54s	29.68s
10 ZWICK	9	19.5m	22.4m (1)	15.7m (1)	2:03.28	28.03s	29.26s

Finish Position and metres gained

First Arrow shows distance gain/loss from 2nd Qtr to 3rd Qtr, Second Arrow shows distance gain/loss from 3rd Qtr to Finish Blue arrow indicates best gain in these quarters.



800

Visual positions in race at 2nd Quarter



400

Visual positions in race at 3rd Quarter



Terang Race 4 Distance 1680m

Tuesday, 5 May 2026




Gross Time: 2:03.70 MileRate: 1:58.50 LeadTime: 5.10s First Qtr: 28.20s Second Qtr: 32.10s Third Qtr: 29.50s Fourth Qtr: 28.80s

DATA TABLE: 800 / 400 Posi's are position from leader and (how wide the horse was at that position)

No	Horse	Plc	Mar	800 Posi	400 Posi	Time	3rd Qtr	4th Qt
1	FIVE CENT	1	0.0m	0.0m (0)	0.0m (0)	2:03.70	29.50s	28.80s
8	SPORTY ROCKS	2	4.0m	4.2m (0)	3.6m (0)	2:04.00	29.45s	28.84s
4	BOBBYS ROOM	3	6.3m	12.7m (1)	9.6m (1)	2:04.18	29.27s	28.58s
3	NONNAS DREAM	4	6.9m	7.8m (1)	5.5m (1)	2:04.22	29.33s	28.92s
9	IMALLATTITUDE	5	9.7m	9.0m (0)	9.1m (0)	2:04.43	29.50s	28.87s
10	CARAPAZ	6	13.5m	28.6m (1)	17.9m (1)	2:04.72	28.70s	28.52s
6	FIRESIDE	7	14.8m	39.1m (1)	29.4m (1)	2:04.82	28.76s	27.79s
2	REMARLI	8	15.6m	17.7m (1)	13.8m (1)	2:04.88	29.20s	28.98s
5	PONTIAN GIRL	9	19.3m	22.2m (1)	17.4m (0)	2:05.16	29.13s	29.00s
7	PERFECTLY ROGUE	10	24.4m	33.1m (1)	22.9m (1)	2:05.54	28.73s	28.99s

Finish Position and metres gained

First Arrow shows distance gain/loss from 2nd Qtr to 3rd Qtr, Second Arrow shows distance gain/loss from 3rd Qtr to Finish
Blue arrow indicates best gain in these quarters.



Terang Race 5 Distance 2180m

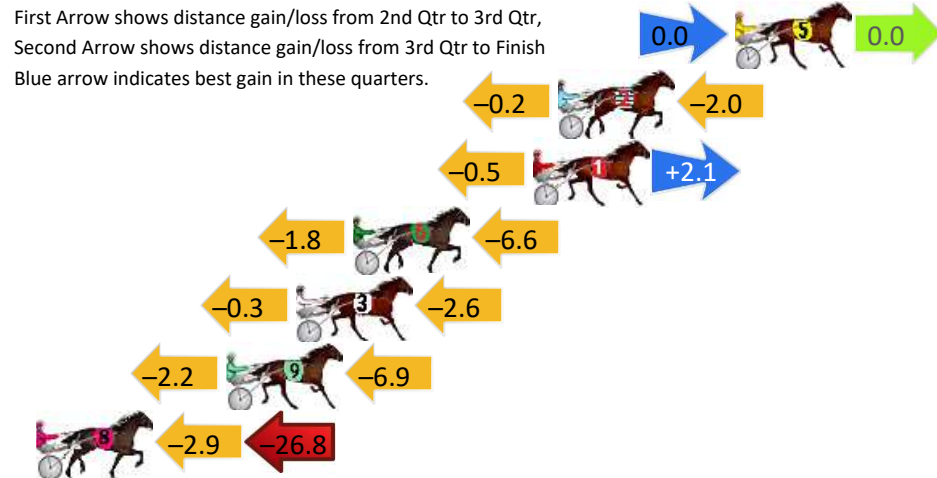
Tuesday, 5 May 2026

Gross Time: 2:39.10 MileRate: 1:57.40 LeadTime: 42.60s First Qtr: 31.10s Second Qtr: 30.20s Third Qtr: 27.30s Fourth Qtr: 27.90s

DATA TABLE: 800 / 400 Posi's are position from leader and (how wide the horse was at that position)

NoHorse	Plc	Mar	800 Posi	400 Posi	Time	3rd Qtr	4th Qt
5 KEAYANG WASABI	1	0.0m	0.0m (0)	0.0m (0)	2:39.10	27.30s	27.90s
2 LUVA SCRAP	2	7.1m	4.9m (0)	5.1m (0)	2:39.62	27.32s	28.07s
1 GUNFORHIRE	3	8.1m	9.7m (0)	10.2m (0)	2:39.69	27.34s	27.79s
6 SPRINGFIELD AFFAIR	4	15.3m	6.9m (1)	8.7m (2)	2:40.22	27.43s	28.43s
3 CRIME WRITER	5	17.6m	14.7m (0)	15.0m (0)	2:40.39	27.33s	28.16s
9 NANCYS BOY	6	20.4m	11.3m (1)	13.5m (2)	2:40.60	27.46s	28.47s
8 DHAULAGIRI	7	32.6m	2.9m (1)	5.8m (1)	2:41.49	27.50s	29.89s

Finish Position and metres gained



800

Visual positions in race at 2nd Quarter



400

Visual positions in race at 3rd Quarter



Terang Race 6 Distance 2180m


Tuesday, 5 May 2026

Gross Time: 2:40.20 MileRate: 1:58.30 LeadTime: 41.70s First Qtr: 31.90s Second Qtr: 29.90s Third Qtr: 28.30s Fourth Qtr: 28.40s

DATA TABLE: 800 / 400 Posi's are position from leader and (how wide the horse was at that position)

No	Horse	Plc	Mar	800 Posi	400 Posi	Time	3rd Qtr	4th Qt
6	JILLIBY DOOLEY	1	0.0m	7.2m (1)	2.0m (1)	2:40.20	27.93s	28.26s
5	BLACK OPAL JACK	2	5.2m	11.9m (1)	5.9m (1)	2:40.59	27.88s	28.37s
7	THATS KEVIN	3	7.4m	22.3m (1)	14.2m (1)	2:40.75	27.73s	27.96s
4	COLOSIMO	4	9.2m	17.2m (1)	10.5m (1)	2:40.89	27.83s	28.35s
3	EASTBRO KAZ	5	14.5m	9.1m (0)	9.9m (0)	2:41.28	28.36s	28.78s
2	SNACK LOVER	6	20.7m	0.0m (0)	0.0m (0)	2:41.74	28.30s	29.94s
8	KEAYANG HUNGRY	7	24.5m	14.5m (0)	14.8m (0)	2:42.03	28.32s	29.19s
1	FAMISHED	8	27.4m	4.8m (0)	5.4m (0)	2:42.24	28.34s	30.06s

Finish Position and metres gained



800

Visual positions in race at 2nd Quarter



400

Visual positions in race at 3rd Quarter



Terang Race 7 Distance 2180m


Tuesday, 5 May 2026

Gross Time: 2:43.10 MileRate: 2:00.40 LeadTime: 42.70s First Qtr: 31.60s Second Qtr: 30.00s Third Qtr: 29.20s Fourth Qtr: 29.60s

DATA TABLE: 800 / 400 Posi's are position from leader and (how wide the horse was at that position)


No	Horse	Plc	Mar	800 Posi	400 Posi	Time	3rd Qtr	4th Qt
6	CENTURION DREAM	1	0.0m	4.1m (0)	4.3m (0)	2:43.10	29.21s	29.29s
7	BLACKRANGE GLORY	2	10.6m	0.0m (0)	0.0m (0)	2:43.92	29.20s	30.42s
3	KAMARAN	3	18.5m	2.7m (1)	1.7m (1)	2:44.54	29.13s	30.91s
4	IM EDDIE	4	22.4m	7.8m (1)	7.6m (1)	2:44.84	29.19s	30.78s
8	SISTER MOLLY	5	22.9m	12.8m (1)	3.1m (2)	2:44.88	28.50s	31.15s
1	RIDETHELIGHTNING	6	23.8m	13.8m (0)	15.5m (0)	2:44.95	29.33s	30.32s
5	STEPBYSTEP	7	28.6m	16.9m (1)	12.7m (1)	2:45.32	28.90s	30.89s
2	LADY SUSPICIOUS	8	69.0m	9.1m (0)	21.4m (0)	2:48.45	30.10s	33.39s

Finish Position and metres gained



800

Visual positions in race at 2nd Quarter



400

Visual positions in race at 3rd Quarter

Terang Race 8 Distance 1680m

Tuesday, 5 May 2026

Gross Time: 2:08.40 MileRate: 2:03.00 LeadTime: 5.40s First Qtr: 31.70s Second Qtr: 31.20s Third Qtr: 29.90s Fourth Qtr: 30.20s

DATA TABLE: 800 / 400 Posi's are position from leader and (how wide the horse was at that position)

No	Horse	Plc	Mar	800 Posi	400 Posi	Time	3rd Qtr	4th Qt
5	BUMPER CROP	1	0.0m	14.8m (1)	8.5m (1)	2:08.40	29.44s	29.56s
3	BROWN EYED KATE	2	2.6m	5.4m (0)	5.4m (0)	2:08.61	29.90s	30.01s
4	ROBERT JOHN	3	4.3m	8.1m (1)	3.6m (1)	2:08.74	29.57s	30.27s
6	MY MOTHER SAID	4	8.9m	0.0m (0)	0.0m (0)	2:09.10	29.90s	30.90s
2	WISTFUL LADY	5	9.6m	11.2m (0)	9.6m (0)	2:09.16	29.79s	30.24s
8	ITGETSBETTER	6	10.8m	16.0m (0)	13.9m (0)	2:09.25	29.75s	30.01s
7	RASENGAN	7	12.0m	18.8m (1)	12.6m (1)	2:09.35	29.44s	30.21s
1	BILLYSOPHIA	8	147.8m	84.8m (0)	97.3m (0)	2:20.09	30.87s	34.62s

Finish Position and metres gained

First Arrow shows distance gain/loss from 2nd Qtr to 3rd Qtr, Second Arrow shows distance gain/loss from 3rd Qtr to Finish
Blue arrow indicates best gain in these quarters.

