

Stawell Race 1 Distance 2180m

Monday, 1 June 2026



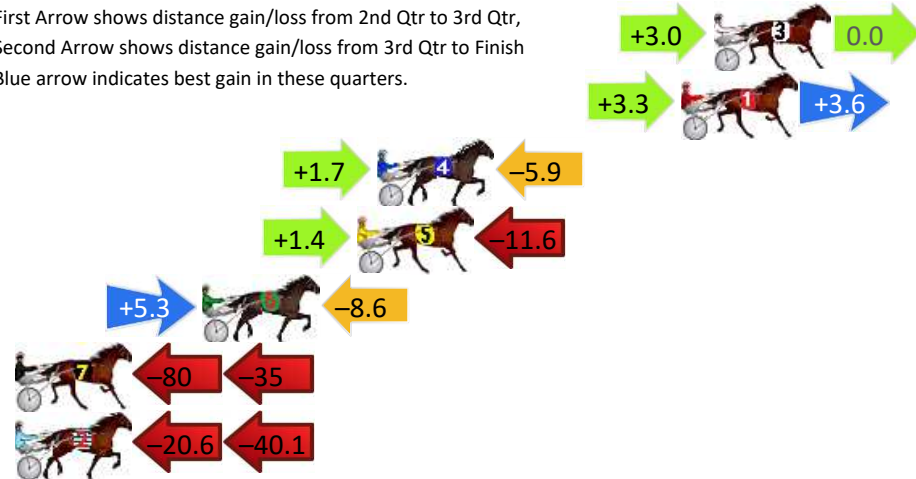
Gross Time: 2:53.90 MileRate: 2:08.40 LeadTime: 46.40s First Qtr: 33.90s Second Qtr: 31.10s Third Qtr: 31.40s Fourth Qtr: 31.10s

DATA TABLE: 800 / 400 Posi's are position from leader and (how wide the horse was at that position)

NoHorse	Plc	Mar	800 Posi	400 Posi	Time	3rd Qtr	4th Qt
3 MAORIS AVENGER	1	0.0m	3.0m (0)	0.0m (0)	2:53.90	31.17s	31.10s
1 ITZ CLASSIC GOLD	2	1.3m	8.2m (0)	4.9m (0)	2:54.01	31.15s	30.83s
4 SPESHAL	3	13.5m	9.3m (1)	7.6m (1)	2:55.00	31.27s	31.61s
5 ARIVADERCHI	4	14.3m	4.1m (1)	2.7m (1)	2:55.06	31.29s	32.05s
6 DELIGHTFUL REYNA	5	20.5m	17.2m (1)	11.9m (1)	2:55.57	30.99s	31.85s
7 I AM SKYE CHIOLA	6	113.7m	0.0m (1)	79.2m (2)	3:03.15	37.55s	34.20s
2 SPARKIE DEVINE	7	135.7m	75.0m (0)	95.6m (0)	3:04.93	33.03s	34.70s

Finish Position and metres gained

First Arrow shows distance gain/loss from 2nd Qtr to 3rd Qtr, Second Arrow shows distance gain/loss from 3rd Qtr to Finish Blue arrow indicates best gain in these quarters.



Stawell Race 2 Distance 1785m


Monday, 1 June 2026

Gross Time: 2:15.40 MileRate: 2:02.00 LeadTime: 11.50s First Qtr: 32.70s Second Qtr: 31.30s Third Qtr: 30.10s Fourth Qtr: 29.80s

DATA TABLE: 800 / 400 Posi's are position from leader and (how wide the horse was at that position)

No	Horse	Plc	Mar	800 Posi	400 Posi	Time	3rd Qtr	4th Qt
7	DOCTOR GO JOH	1	0.0m	0.0m (0)	0.0m (0)	2:15.40	30.10s	29.80s
6	THE IRISHMAN	2	8.8m	4.4m (1)	6.6m (1)	2:16.09	30.26s	30.00s
5	DANCEBYTHESEASIDE	3	12.3m	5.6m (0)	7.7m (0)	2:16.36	30.25s	30.19s
2	SMOKIN STREPO	4	13.3m	13.4m (1)	12.6m (2)	2:16.44	30.04s	29.90s
8	DULCIE MAUREEN	5	16.1m	13.0m (0)	16.1m (0)	2:16.66	30.33s	29.86s
1	STELLAR QUEEN	6	16.5m	9.2m (0)	12.5m (0)	2:16.69	30.34s	30.16s
4	DANCIN WITH ELVIS	7	24.5m	17.8m (1)	19.5m (2)	2:17.31	30.22s	30.26s
3	EL AWOMAN	8	50.6m	9.8m (1)	15.6m (1)	2:19.35	30.53s	32.59s

Finish Position and metres gained



800

Visual positions in race at 2nd Quarter



400

Visual positions in race at 3rd Quarter

Stawell Race 3 Distance 2180m

Monday, 1 June 2026


Gross Time: 2:44.60 MileRate: 2:01.50 LeadTime: 41.10s First Qtr: 30.20s Second Qtr: 30.60s Third Qtr: 31.70s Fourth Qtr: 31.00s

DATA TABLE: 800 / 400 Posi's are position from leader and (how wide the horse was at that position)

No	Horse	Plc	Mar	800 Posi	400 Posi	Time	3rd Qtr	4th Qt
9	NO EMOTION	1	0.0m	13.0m (0)	9.0m (0)	2:44.60	31.41s	30.30s
6	FIVE CENT	2	3.8m	8.8m (1)	5.1m (0)	2:44.91	31.43s	30.91s
8	MARGARITARI	3	4.0m	8.8m (0)	13.6m (1)	2:44.92	32.09s	30.26s
3	GRINNING REACTOR	4	5.8m	12.5m (1)	10.9m (2)	2:45.07	31.60s	30.62s
7	EMJAY JAZZ	5	7.0m	0.0m (1)	0.0m (0)	2:45.17	31.70s	31.57s
1	WINGATE GUY	6	7.1m	5.0m (0)	12.8m (0)	2:45.18	32.32s	30.58s
4	WOW YOU CAN DANCE	7	11.8m	10.5m (2)	6.2m (1)	2:45.56	31.38s	31.48s
2	CEE WHOS BETTOR	8	12.7m	4.3m (1)	0.8m (1)	2:45.63	31.43s	31.97s
5	REMARLI	9	126.4m	0.9m (0)	19.3m (0)	2:54.85	33.13s	39.75s

Finish Position and metres gained

First Arrow shows distance gain/loss from 2nd Qtr to 3rd Qtr, Second Arrow shows distance gain/loss from 3rd Qtr to Finish
Blue arrow indicates best gain in these quarters.



800

Visual positions in race at 2nd Quarter



400

Visual positions in race at 3rd Quarter



Stawell Race 4 Distance 2600m

Monday, 1 June 2026


Gross Time: 3:28.50 MileRate: 2:09.00 LeadTime: 82.70s First Qtr: 32.90s Second Qtr: 31.50s Third Qtr: 30.20s Fourth Qtr: 31.20s

DATA TABLE: 800 / 400 Posi's are position from leader and (how wide the horse was at that position)

No	Horse	Plc	Mar	800 Posi	400 Posi	Time	3rd Qtr	4th Qt
6	NIGHT WHISPERER	1	0.0m	16.3m (1)	7.9m (2)	3:28.50	29.58s	30.60s
5	MATYTO	2	1.2m	0.0m (0)	0.0m (0)	3:28.60	30.20s	31.30s
10	SONARMI JOH	3	2.0m	0.4m (1)	1.7m (1)	3:28.66	30.30s	31.23s
4	ITGETSBETTER	4	2.2m	4.4m (1)	6.0m (1)	3:28.68	30.33s	30.92s
2	TOUCHANDGO	5	15.0m	9.7m (0)	11.3m (1)	3:29.72	30.33s	31.56s
7	NEDZA THRILLER	6	17.6m	13.6m (0)	12.3m (0)	3:29.94	30.12s	31.70s
1	BROWN EYED KATE	7	19.6m	4.8m (0)	7.1m (0)	3:30.10	30.38s	32.26s
8	LADY SUSPICIOUS	8	26.0m	19.1m (0)	18.0m (0)	3:30.62	30.14s	31.95s
3	MY MOTHER SAID	9	26.6m	11.7m (1)	16.1m (1)	3:30.67	30.55s	32.14s

Finish Position and metres gained

First Arrow shows distance gain/loss from 2nd Qtr to 3rd Qtr, Second Arrow shows distance gain/loss from 3rd Qtr to Finish. Blue arrow indicates best gain in these quarters.



800

Visual positions in race at 2nd Quarter



400

Visual positions in race at 3rd Quarter



Stawell Race 5 Distance 1785m


Monday, 1 June 2026

Gross Time: 2:10.90 MileRate: 1:58.00 LeadTime: 11.30s First Qtr: 30.10s Second Qtr: 30.80s Third Qtr: 29.70s Fourth Qtr: 29.00s

DATA TABLE: 800 / 400 Posi's are position from leader and (how wide the horse was at that position)

NoHorse	Plc	Mar	800 Posi	400 Posi	Time	3rd Qtr	4th Qt
2 ISTHISTHEREALLIFE	1	0.0m	0.0m (0)	0.0m (0)	2:10.90	29.70s	29.00s
8 EYSEALITTLE	2	10.0m	18.3m (1)	10.8m (2)	2:11.66	29.14s	28.97s
9 YANKEE MOJOH	3	14.2m	14.5m (1)	6.7m (2)	2:11.98	29.12s	29.59s
3 ROBLIN RANGER	4	14.6m	1.0m (1)	2.5m (1)	2:12.01	29.81s	29.93s
6 HUNGRY HOGARTH	5	15.0m	22.4m (1)	17.7m (2)	2:12.04	29.34s	28.85s
1 OPTIMAL	6	15.5m	4.3m (0)	6.5m (0)	2:12.08	29.85s	29.71s
5 HUXHAM CHUBB	7	16.1m	12.1m (0)	10.6m (0)	2:12.13	29.58s	29.46s
4 TACTICS ARE ROLLIN	8	18.9m	5.6m (1)	8.2m (1)	2:12.34	29.89s	29.84s
7 KEAYANG HUNGRY	9	21.5m	9.5m (1)	13.4m (1)	2:12.54	29.98s	29.66s

Finish Position and metres gained



Visual positions in race at 2nd Quarter



Visual positions in race at 3rd Quarter



Stawell Race 6 Distance 2180m

Monday, 1 June 2026


Gross Time: 2:45.50 MileRate: 2:02.20 LeadTime: 43.20s First Qtr: 31.90s Second Qtr: 30.30s Third Qtr: 29.90s Fourth Qtr: 30.20s

DATA TABLE: 800 / 400 Posi's are position from leader and (how wide the horse was at that position)

No	Horse	Plc	Mar	800 Posi	400 Posi	Time	3rd Qtr	4th Qt
4	FREAK OUT	1	0.0m	1.4m (1)	1.3m (1)	2:45.50	29.90s	30.10s
6	MISSMALACHITE	2	3.5m	8.9m (0)	9.2m (0)	2:45.78	29.93s	29.79s
10	WICHITA KANSAS	3	5.2m	13.1m (1)	5.6m (2)	2:45.91	29.35s	30.19s
1	ELLI JOH	4	5.3m	0.0m (0)	0.0m (0)	2:45.92	29.90s	30.62s
9	ICANMOTOR	5	7.2m	4.0m (0)	4.8m (0)	2:46.07	29.96s	30.41s
8	QUICK DECISION	6	8.1m	17.1m (1)	10.6m (2)	2:46.14	29.42s	30.05s
3	THE DEMOCRAT	7	9.9m	9.0m (1)	10.7m (1)	2:46.28	30.03s	30.18s
5	SHIRALEE	8	16.2m	21.3m (1)	20.4m (2)	2:46.78	29.84s	29.96s
2	WATCH IT HAPPEN	9	22.6m	5.4m (1)	6.2m (1)	2:47.29	29.96s	31.53s
7	MODERN JOLT	10	31.5m	13.3m (0)	16.9m (1)	2:47.99	30.17s	31.43s

Finish Position and metres gained

First Arrow shows distance gain/loss from 2nd Qtr to 3rd Qtr, Second Arrow shows distance gain/loss from 3rd Qtr to Finish
Blue arrow indicates best gain in these quarters.



800

Visual positions in race at 2nd Quarter



400

Visual positions in race at 3rd Quarter



Stawell Race 7 Distance 1785m

Monday, 1 June 2026

Gross Time: 2:14.30 MileRate: 2:01.10 LeadTime: 12.30s First Qtr: 31.50s Second Qtr: 32.30s Third Qtr: 30.00s Fourth Qtr: 28.20s

DATA TABLE: 800 / 400 Posi's are position from leader and (how wide the horse was at that position)

No	Horse	Plc	Mar	800 Posi	400 Posi	Time	3rd Qtr	4th Qt
10	ART OF THE STORM	1	0.0m	14.8m (1)	7.3m (2)	2:14.30	29.43s	27.67s
5	JUST LIKE NUGGET	2	0.5m	0.8m (1)	0.0m (1)	2:14.34	29.94s	28.24s
4	JANSEN	3	5.6m	5.8m (1)	5.5m (1)	2:14.71	29.97s	28.21s
1	FIREY STARS	4	10.6m	0.0m (0)	2.5m (0)	2:15.09	30.18s	28.81s
7	RUBYS REASON	5	12.4m	18.8m (1)	11.5m (2)	2:15.22	29.43s	28.29s
8	SOFT LANDING	6	20.7m	4.2m (0)	7.1m (0)	2:15.83	30.20s	29.22s
9	THELONGROADOFHOPE	7	24.0m	8.9m (0)	12.2m (0)	2:16.08	30.22s	29.10s
11	WATCH HIM DANCE	8	27.1m	23.2m (1)	26.0m (0)	2:16.31	30.15s	28.33s
2	MADDALEEZ	9	30.2m	10.2m (1)	11.1m (1)	2:16.54	30.04s	29.64s
6	LAMBRO BUOY	10	39.8m	14.2m (0)	19.9m (1)	2:17.25	30.38s	29.71s
3	MANOFMOYREISK	11	98.2m	36.2m (0)	36.5m (0)	2:21.58	29.94s	32.84s

Finish Position and metres gained

First Arrow shows distance gain/loss from 2nd Qtr to 3rd Qtr, Second Arrow shows distance gain/loss from 3rd Qtr to Finish
Blue arrow indicates best gain in these quarters.

