

Shepparton Race 1 Distance 1690m

Tuesday, 28 April 2026


Gross Time: 2:02.80 MileRate: 1:57.00 LeadTime: 5.20s First Qtr: 28.10s Second Qtr: 30.90s Third Qtr: 28.90s Fourth Qtr: 29.70s

DATA TABLE: 800 / 400 Posi's are position from leader and (how wide the horse was at that position)

NoHorse	Plc	Mar	800 Posi	400 Posi	Time	3rd Qtr	4th Qt
8 HEZAFLASHONE	1	0.0m	3.8m (0)	4.1m (0)	2:02.80	28.93s	29.40s
9 MASTER MIKI	2	3.3m	8.1m (0)	7.7m (0)	2:03.06	28.88s	29.40s
12 HANCOCKS HERO	3	4.6m	12.1m (0)	10.3m (1)	2:03.16	28.78s	29.31s
4 ELIZAJANE	4	7.2m	8.7m (1)	6.1m (2)	2:03.36	28.71s	29.82s
1 COVERED IN GOLD	5	7.7m	0.0m (0)	0.0m (0)	2:03.40	28.90s	30.30s
2 MADAM REACTOR	6	7.9m	13.3m (1)	8.2m (3)	2:03.41	28.54s	29.71s
5 MAHINDI	7	11.5m	16.7m (0)	12.9m (0)	2:03.70	28.64s	29.66s
6 HIGHVIEW HAMMER	8	14.1m	21.3m (0)	16.5m (1)	2:03.90	28.57s	29.60s
10 RUGGARDS GEE TEE	9	15.6m	22.6m (1)	16.2m (3)	2:04.01	28.45s	29.73s
11 WILL HE REIGN	10	15.7m	17.9m (1)	12.8m (2)	2:04.02	28.54s	29.99s
3 THERESHEWAS	11	17.3m	5.0m (1)	2.8m (1)	2:04.15	28.74s	30.85s

Finish Position and metres gained

First Arrow shows distance gain/loss from 2nd Qtr to 3rd Qtr, Second Arrow shows distance gain/loss from 3rd Qtr to Finish
Blue arrow indicates best gain in these quarters.



800

Visual positions in race at 2nd Quarter



400

Visual positions in race at 3rd Quarter



Shepparton Race 2 Distance 1690m

Tuesday, 28 April 2026




Gross Time: 2:03.30 MileRate: 1:57.40 LeadTime: 5.80s First Qtr: 28.40s Second Qtr: 30.70s Third Qtr: 28.70s Fourth Qtr: 29.70s

DATA TABLE: 800 / 400 Posi's are position from leader and (how wide the horse was at that position)

No	Horse	Plc	Mar	800 Posi	400 Posi	Time	3rd Qtr	4th Qt
8	BETTORSWEETVICTORY	1	0.0m	5.8m (2)	1.9m (1)	2:03.30	28.43s	29.56s
13	FLIP A COIN	2	4.0m	14.4m (1)	6.5m (3)	2:03.61	28.14s	29.54s
9	KRAKEY	3	6.7m	0.6m (2)	0.0m (0)	2:03.82	28.66s	30.22s
5	OUR MYSTERY BET	4	7.7m	0.4m (1)	6.9m (0)	2:03.90	29.17s	29.80s
11	LOCHIEL LAD	5	13.4m	4.9m (1)	10.6m (1)	2:04.34	29.12s	29.97s
1	PARISIAN BANDIT	6	19.1m	9.8m (0)	12.4m (2)	2:04.79	28.90s	30.29s
2	TREACHEROUSTIMES	7	19.2m	5.2m (0)	16.1m (1)	2:04.79	29.50s	30.02s
7	REGAL ROCK	8	20.5m	0.0m (0)	12.0m (0)	2:04.90	29.57s	30.43s
10	COLORADO GIRL	9	22.3m	10.4m (2)	5.5m (2)	2:05.04	28.36s	31.04s
12	CRESCO THREEPEAT	10	27.1m	22.4m (0)	27.1m (0)	2:05.41	29.07s	29.84s
6	THE LADYBIRD	11	35.3m	29.4m (0)	33.6m (0)	2:06.05	29.04s	30.01s
4	QUEENHIGH FLUSH	12	89.0m	27.4m (1)	58.8m (0)	2:10.23	31.01s	32.36s

Finish Position and metres gained

First Arrow shows distance gain/loss from 2nd Qtr to 3rd Qtr, Second Arrow shows distance gain/loss from 3rd Qtr to Finish
Blue arrow indicates best gain in these quarters.



Shepparton Race 3 Distance 2190m

Tuesday, 28 April 2026


Gross Time: 2:44.10 MileRate: 2:00.60 LeadTime: 42.50s First Qtr: 32.30s Second Qtr: 31.20s Third Qtr: 29.20s Fourth Qtr: 28.90s

DATA TABLE: 800 / 400 Posi's are position from leader and (how wide the horse was at that position)

No	Horse	Plc	Mar	800 Posi	400 Posi	Time	3rd Qtr	4th Qt
4	GINGER ELLA	1	0.0m	0.0m (0)	0.0m (0)	2:44.10	29.20s	28.90s
11	DUSTY PHILTRA	2	3.1m	18.4m (2)	3.5m (2)	2:44.34	28.12s	28.89s
10	PRICILLA	3	4.0m	4.5m (1)	2.8m (1)	2:44.40	29.07s	29.00s
7	FLOPPA	4	6.9m	13.4m (0)	13.4m (0)	2:44.62	29.20s	28.45s
9	OUR SWEET JEANNIE	5	8.3m	22.8m (2)	7.9m (2)	2:44.73	28.12s	28.96s
8	IM BIG BUSINESS	6	10.6m	19.2m (1)	16.6m (1)	2:44.90	29.00s	28.50s
5	CRAYONS TO PERFUME	7	10.7m	8.6m (1)	6.8m (1)	2:44.91	29.06s	29.22s
3	LOOK AWAY	8	10.7m	4.7m (0)	4.2m (0)	2:44.91	29.16s	29.41s
12	ELLE ARE EM	9	24.7m	25.2m (1)	12.5m (2)	2:45.97	28.27s	29.87s
2	KUTANI	10	25.0m	13.7m (1)	12.1m (1)	2:46.00	29.07s	29.93s
1	TOMMYS LOOKOUT	11	30.3m	9.2m (0)	9.3m (0)	2:46.40	29.20s	30.53s
6	KORENGAL VALLEY	12	33.6m	17.4m (0)	17.6m (0)	2:46.65	29.21s	30.18s

Finish Position and metres gained

First Arrow shows distance gain/loss from 2nd Qtr to 3rd Qtr, Second Arrow shows distance gain/loss from 3rd Qtr to Finish
Blue arrow indicates best gain in these quarters.



800

Visual positions in race at 2nd Quarter



400

Visual positions in race at 3rd Quarter



Shepparton Race 4 Distance 2190m

Tuesday, 28 April 2026

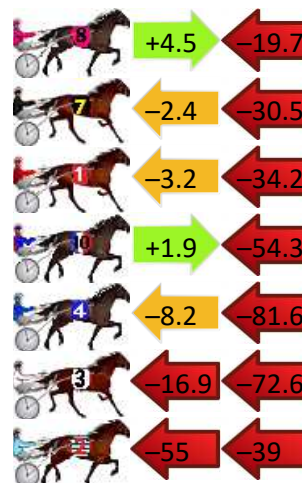
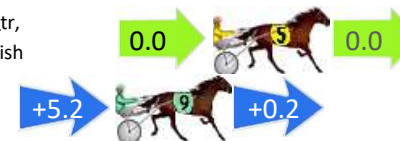
Gross Time: 2:44.70 MileRate: 2:01.10 LeadTime: 42.30s First Qtr: 31.60s Second Qtr: 31.60s Third Qtr: 29.70s Fourth Qtr: 29.50s

DATA TABLE: 800 / 400 Posi's are position from leader and (how wide the horse was at that position)


No	Horse	Plc	Mar	800 Posi	400 Posi	Time	3rd Qtr	4th Qt
5	TEX GOES BANG	1	0.0m	0.0m (0)	0.0m (0)	2:44.70	29.70s	29.50s
9	WHERE'S WOOD WOOD	2	3.9m	9.3m (1)	4.1m (0)	2:45.00	29.31s	29.50s
8	LITTLE WHIPPET	3	28.8m	13.6m (1)	9.1m (0)	2:46.93	29.36s	31.06s
7	ARCHAA	4	35.0m	2.1m (1)	4.5m (1)	2:47.41	29.87s	31.88s
1	UPRIGHT	5	46.8m	9.4m (0)	12.6m (1)	2:48.32	29.94s	32.19s
10	FAKE COLLECTION	6	58.4m	6.0m (2)	4.1m (2)	2:49.22	29.56s	33.72s
4	THE ACCIDENTAL ONE	7	94.8m	5.0m (0)	13.2m (0)	2:52.03	30.30s	35.86s
3	COBBER MAC	8	108.9m	19.4m (0)	36.3m (0)	2:53.12	30.94s	35.25s
2	PEE BEES DELIGHT	9	112.8m	20.7m (1)	74.8m (1)	2:53.42	33.67s	32.72s

Finish Position and metres gained

First Arrow shows distance gain/loss from 2nd Qtr to 3rd Qtr, Second Arrow shows distance gain/loss from 3rd Qtr to Finish
Blue arrow indicates best gain in these quarters.



Visual positions in race at 2nd Quarter



Visual positions in race at 3rd Quarter



Shepparton Race 5 Distance 2190m

Tuesday, 28 April 2026

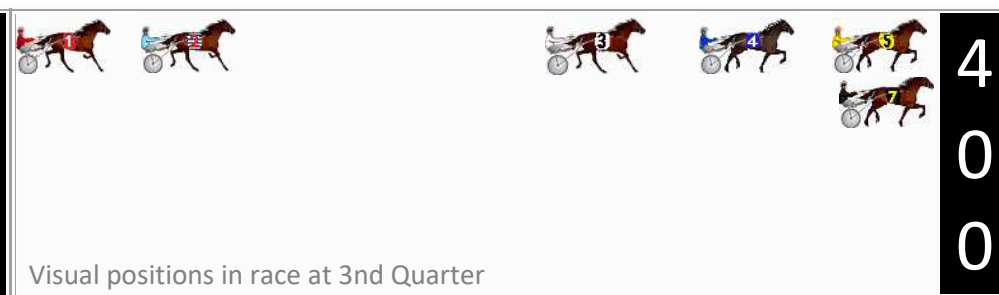
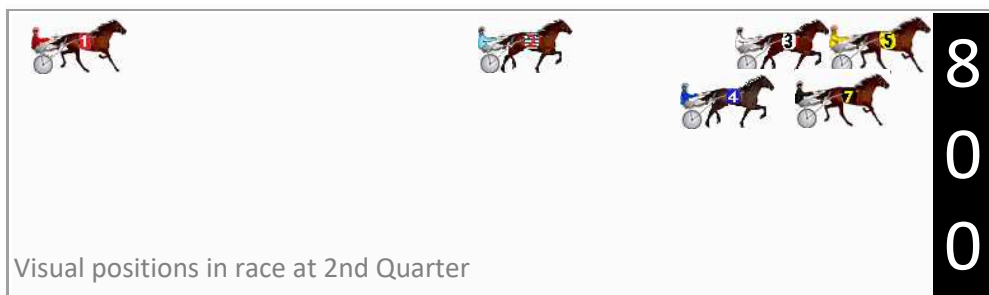
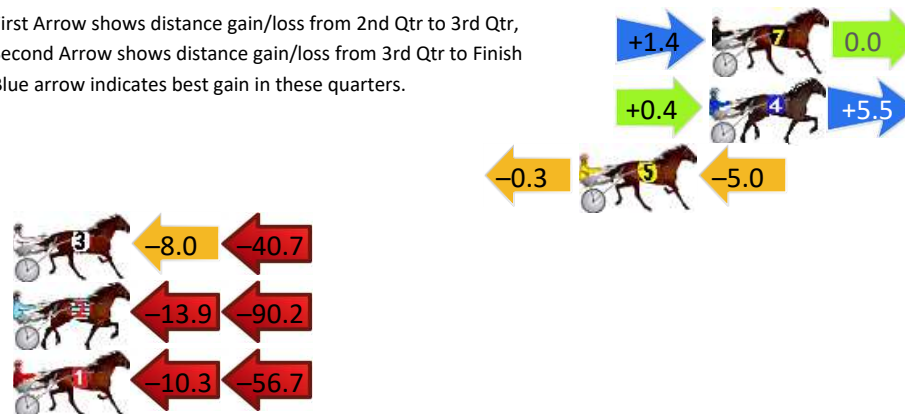
Gross Time: 2:40.60 MileRate: 1:58.00 LeadTime: 42.80s First Qtr: 29.20s Second Qtr: 31.10s Third Qtr: 28.50s Fourth Qtr: 29.00s

DATA TABLE: 800 / 400 Posi's are position from leader and (how wide the horse was at that position)

NoHorse	Plc	Mar	800 Posi	400 Posi	Time	3rd Qtr	4th Qt
7 GOOD TOBE LOCKSLEY	1	0.0m	1.4m (1)	0.0m (1)	2:40.60	28.40s	29.00s
4 BLACKJACK WHACKO	2	0.1m	6.0m (1)	5.6m (0)	2:40.61	28.47s	28.61s
5 THUNDERFIRE	3	5.3m	0.0m (0)	0.3m (0)	2:41.00	28.52s	29.38s
3 HERAKLES	4	52.5m	3.8m (0)	11.8m (0)	2:44.59	29.07s	32.15s
2 MARTYR	5	118.2m	14.1m (0)	28.0m (0)	2:49.59	29.50s	35.99s
1 TIVOLI	6	169.6m	102.6m (0)	112.9m (0)	2:53.51	29.30s	33.84s

Finish Position and metres gained

First Arrow shows distance gain/loss from 2nd Qtr to 3rd Qtr, Second Arrow shows distance gain/loss from 3rd Qtr to Finish Blue arrow indicates best gain in these quarters.



Shepparton Race 6 Distance 1690m

Tuesday, 28 April 2026

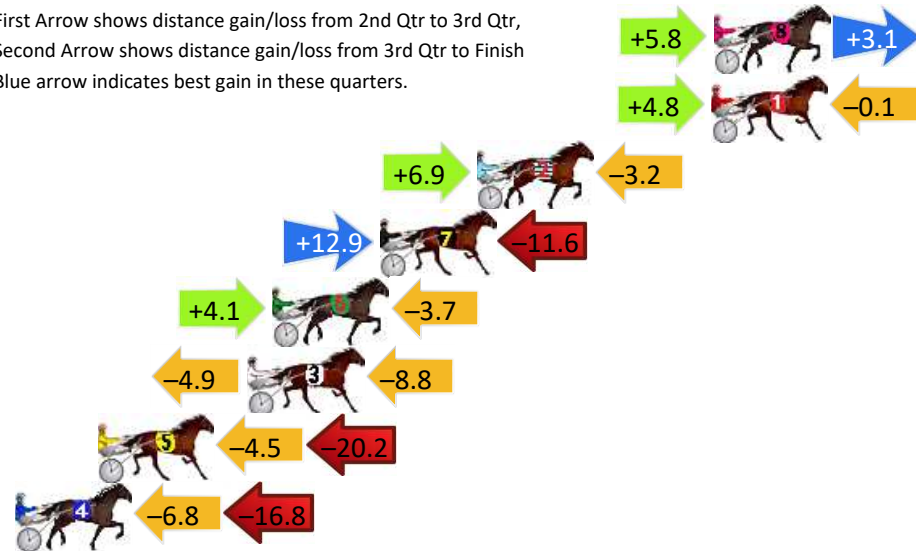
Gross Time: 2:06.90 MileRate: 2:00.80 LeadTime: 5.60s First Qtr: 28.50s Second Qtr: 33.50s Third Qtr: 29.70s Fourth Qtr: 29.60s

DATA TABLE: 800 / 400 Posi's are position from leader and (how wide the horse was at that position)

No	Horse	Plc	Mar	800 Posi	400 Posi	Time	3rd Qtr	4th Qt
8	LOIERO	1	0.0m	8.9m (1)	3.1m (1)	2:06.90	29.27s	29.37s
1	SON OF A BROAD	2	0.1m	4.8m (1)	0.0m (0)	2:06.91	29.34s	29.61s
2	ELLIANA	3	9.5m	13.2m (1)	6.3m (2)	2:07.64	29.18s	29.88s
7	THATS ME AGAIN	4	13.4m	14.7m (2)	1.8m (2)	2:07.94	28.75s	30.51s
6	THE PRIVATE DEAL	5	17.7m	18.1m (1)	14.0m (1)	2:08.27	29.39s	29.94s
3	BONIFICENT	6	18.7m	5.0m (0)	9.9m (0)	2:08.35	30.06s	30.32s
5	AMALIA	7	24.7m	0.0m (0)	4.5m (0)	2:08.82	30.03s	31.19s
4	BETTING ON TASH	8	33.1m	9.5m (0)	16.3m (0)	2:09.47	30.20s	30.97s

Finish Position and metres gained

First Arrow shows distance gain/loss from 2nd Qtr to 3rd Qtr, Second Arrow shows distance gain/loss from 3rd Qtr to Finish
Blue arrow indicates best gain in these quarters.



8
0
0

Visual positions in race at 2nd Quarter



4
0
0

Visual positions in race at 3rd Quarter



Shepparton Race 7 Distance 2190m

Tuesday, 28 April 2026

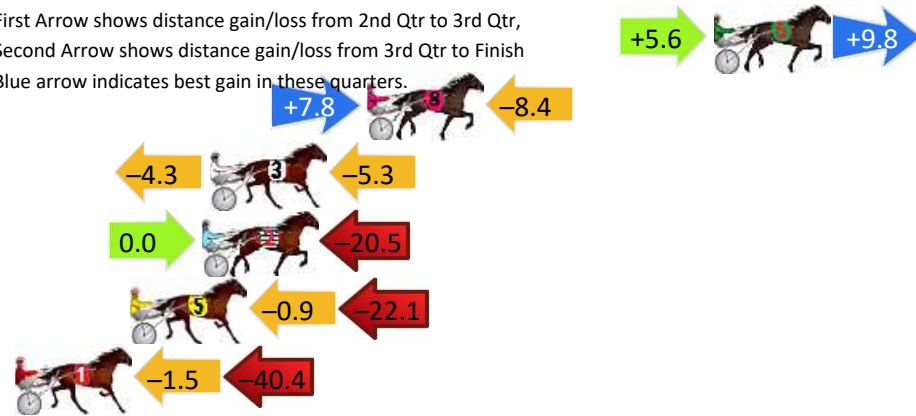
Gross Time: 2:49.90 MileRate: 2:04.80 LeadTime: 45.40s First Qtr: 31.70s Second Qtr: 30.30s Third Qtr: 30.40s Fourth Qtr: 32.10s

DATA TABLE: 800 / 400 Posi's are position from leader and (how wide the horse was at that position)

NoHorse	Plc	Mar	800 Posi	400 Posi	Time	3rd Qtr	4th Qt
6 BAT OUT OF HILL	1	0.0m	15.4m (1)	9.8m (1)	2:49.90	30.00s	31.34s
8 I AM HARRO	2	13.9m	13.3m (0)	5.5m (1)	2:51.06	29.83s	32.83s
3 BUMPER SERVICE	3	20.2m	10.6m (1)	14.9m (1)	2:51.59	30.76s	32.63s
2 VOLDAGHA	4	20.5m	0.0m (0)	0.0m (0)	2:51.62	30.40s	33.82s
5 LILLYS TIGER	5	23.4m	0.4m (1)	1.3m (1)	2:51.86	30.47s	33.96s
1 ISLAND FRANKIE	6	46.8m	4.9m (0)	6.4m (0)	2:53.82	30.53s	35.52s

Finish Position and metres gained

First Arrow shows distance gain/loss from 2nd Qtr to 3rd Qtr,
Second Arrow shows distance gain/loss from 3rd Qtr to Finish
Blue arrow indicates best gain in these quarters.



800

Visual positions in race at 2nd Quarter



400

Visual positions in race at 3rd Quarter



Shepparton Race 8 Distance 1690m



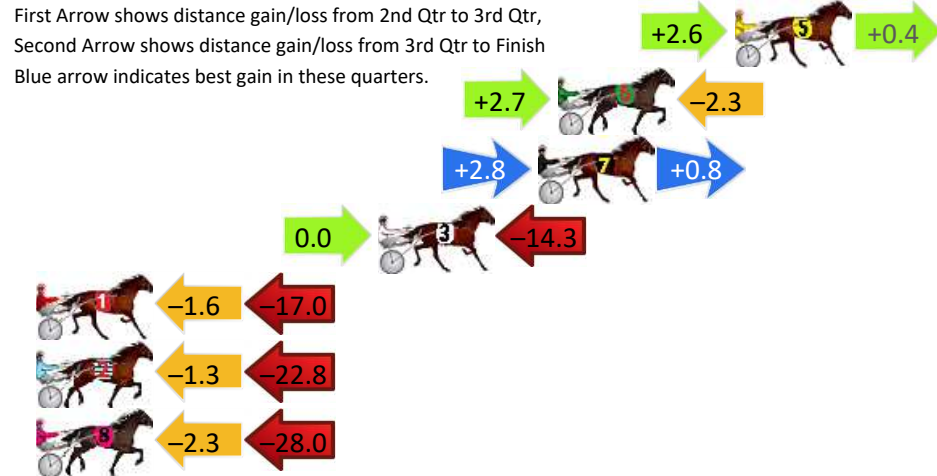
Tuesday, 28 April 2026

Gross Time: 2:06.20 MileRate: 2:00.20 LeadTime: 5.70s First Qtr: 28.80s Second Qtr: 33.30s Third Qtr: 30.00s Fourth Qtr: 28.40s

DATA TABLE: 800 / 400 Posi's are position from leader and (how wide the horse was at that position)

No	Horse	Plc	Mar	800 Posi	400 Posi	Time	3rd Qtr	4th Qt
5	CAPTAIN LOCKSLEY	1	0.0m	3.0m (1)	0.4m (1)	2:06.20	29.80s	28.37s
6	EEBEEBEE	2	7.1m	7.5m (1)	4.8m (1)	2:06.73	29.79s	28.58s
7	MACHFREDDY	3	7.9m	11.5m (1)	8.7m (1)	2:06.79	29.77s	28.36s
3	DIAMONDONTHERO CKS	4	14.3m	0.0m (0)	0.0m (0)	2:07.27	30.00s	29.47s
1	GET SET JETT	5	28.0m	9.4m (0)	11.0m (0)	2:08.29	30.10s	29.69s
2	SPOT THE DEVIL	6	28.7m	4.6m (0)	5.9m (0)	2:08.34	30.09s	30.11s
8	REASON TO SCREAM	7	46.3m	16.0m (1)	18.3m (1)	2:09.65	30.13s	30.52s

Finish Position and metres gained



Shepparton Race 9 Distance 2190m

Tuesday, 28 April 2026




Gross Time: 2:47.60 MileRate: 2:03.10 LeadTime: 44.90s First Qtr: 32.70s Second Qtr: 31.80s Third Qtr: 29.70s Fourth Qtr: 28.50s

DATA TABLE: 800 / 400 Posi's are position from leader and (how wide the horse was at that position)

NoHorse	Plc	Mar	800 Posi	400 Posi	Time	3rd Qtr	4th Qt
3 MUNNY THE MUNSTER	1	0.0m	2.5m (1)	0.0m (1)	2:47.60	29.51s	28.50s
8 AETOS DYNAMIS	2	15.3m	11.1m (1)	7.9m (2)	2:48.75	29.45s	29.08s
1 WIND STORM	3	15.7m	9.5m (0)	10.7m (0)	2:48.78	29.77s	28.91s
5 SPANISH RIZARDO	4	18.6m	0.0m (0)	1.8m (0)	2:48.99	29.83s	29.76s
2 MONEY TALKS	5	19.1m	6.6m (1)	5.4m (1)	2:49.03	29.60s	29.54s
4 WOMAN TO LOVE	6	22.0m	4.6m (0)	6.0m (0)	2:49.25	29.79s	29.72s
7 GLENGARRY RED	7	22.1m	20.0m (1)	22.1m (1)	2:49.25	29.82s	28.55s
6 SAINT EYES	8	22.9m	16.1m (1)	15.2m (1)	2:49.31	29.61s	29.11s

Finish Position and metres gained

First Arrow shows distance gain/loss from 2nd Qtr to 3rd Qtr, Second Arrow shows distance gain/loss from 3rd Qtr to Finish Blue arrow indicates best gain in these quarters.



Shepparton Race 10 Distance 2190m

Tuesday, 28 April 2026

Gross Time: 2:51.70 MileRate: 2:06.10 LeadTime: 44.50s First Qtr: 32.50s Second Qtr: 32.40s Third Qtr: 30.80s Fourth Qtr: 31.50s

DATA TABLE: 800 / 400 Posi's are position from leader and (how wide the horse was at that position)

NoHorse	Plc	Mar	800 Posi	400 Posi	Time	3rd Qtr	4th Qt
5 FARSTAR	1	0.0m	0.0m (0)	0.0m (0)	2:51.70	30.80s	31.50s
3 MISS KOMMUNICATION	2	5.2m	9.1m (1)	5.6m (1)	2:52.13	30.53s	31.50s
6 GYM QUEEN	3	6.5m	13.8m (1)	9.0m (2)	2:52.24	30.44s	31.34s
1 MI BOW	4	7.1m	12.3m (0)	9.0m (0)	2:52.28	30.56s	31.38s
2 VICTREE VIC	5	43.9m	4.8m (0)	4.7m (0)	2:55.31	30.79s	34.75s
7 THE RED AVENGER	6	234.1m	136.7m (0)	155.4m (0)	3:10.97	32.36s	38.74s

Finish Position and metres gained

First Arrow shows distance gain/loss from 2nd Qtr to 3rd Qtr,
Second Arrow shows distance gain/loss from 3rd Qtr to Finish
Blue arrow indicates best gain in these quarters.

