

Shepparton Race 1 Distance 1690m

Tuesday, 26 May 2026

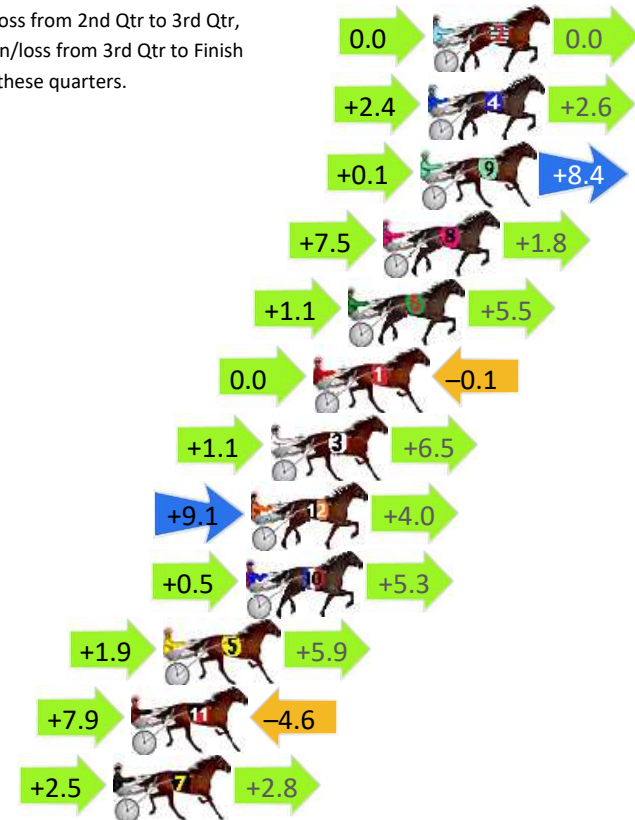
Gross Time: 2:01.80 MileRate: 1:56.00 LeadTime: 5.50s First Qtr: 28.10s Second Qtr: 31.40s Third Qtr: 28.10s Fourth Qtr: 28.70s

DATA TABLE: 800 / 400 Posi's are position from leader and (how wide the horse was at that position)

No	Horse	Plc	Mar	800 Posi	400 Posi	Time	3rd Qtr	4th Qt
2	SHARP INTEREST	1	0.0m	0.0m (0)	0.0m (0)	2:01.80	28.10s	28.70s
4	JUST AS WELL	2	0.2m	5.2m (1)	2.8m (1)	2:01.82	27.93s	28.52s
9	NUGGET ROGERS	3	0.5m	9.0m (0)	8.9m (0)	2:01.84	28.10s	28.11s
8	HELLOVATIME	4	2.0m	11.3m (2)	3.8m (2)	2:01.95	27.58s	28.58s
6	MAAS BETTING AGAIN	5	3.4m	10.0m (1)	8.9m (1)	2:02.06	28.03s	28.33s
1	EYE SEE PHILTRA	6	4.8m	4.7m (0)	4.7m (0)	2:02.16	28.10s	28.73s
3	INTERPRETATION	7	6.5m	14.1m (1)	13.0m (1)	2:02.29	28.03s	28.27s
12	CELESTIAL ZODIAC	8	7.3m	20.4m (2)	11.3m (2)	2:02.35	27.48s	28.45s
10	SPIRIT OF SAHARA	9	7.5m	13.3m (0)	12.8m (0)	2:02.37	28.07s	28.37s
5	TIVOLI	10	10.8m	18.6m (0)	16.7m (0)	2:02.61	27.98s	28.33s
11	FOURTH RESPONSE	11	12.1m	15.4m (2)	7.5m (2)	2:02.71	27.56s	29.08s
7	OUR CHEEKY DEVIL	12	12.8m	18.1m (1)	15.6m (2)	2:02.76	27.93s	28.56s

Finish Position and metres gained

First Arrow shows distance gain/loss from 2nd Qtr to 3rd Qtr, Second Arrow shows distance gain/loss from 3rd Qtr to Finish
Blue arrow indicates best gain in these quarters.



800

Visual positions in race at 2nd Quarter



400

Visual positions in race at 3rd Quarter



Shepparton Race 2 Distance 1690m


Tuesday, 26 May 2026

Gross Time: 2:04.20 MileRate: 1:58.30 LeadTime: 5.70s First Qtr: 28.30s Second Qtr: 30.40s Third Qtr: 29.70s Fourth Qtr: 30.10s


DATA TABLE: 800 / 400 Posi's are position from leader and (how wide the horse was at that position)

No	Horse	Plc	Mar	800 Posi	400 Posi	Time	3rd Qtr	4th Qt
7	IAMAWINGATE	1	0.0m	19.9m (0)	12.1m (1)	2:04.20	29.13s	29.20s
5	OKTOLOVE	2	3.1m	0.0m (0)	0.0m (0)	2:04.44	29.70s	30.34s
2	ABERCROMBIE LIMBO	3	4.0m	3.9m (0)	4.0m (0)	2:04.52	29.71s	30.12s
1	JOEYS HANGOVER	4	5.8m	7.9m (0)	8.1m (0)	2:04.66	29.72s	29.96s
6	SHEZABLUECHIP	5	11.5m	3.1m (1)	2.7m (1)	2:05.11	29.67s	30.81s
10	NORTHERN TERROR	6	13.2m	16.2m (1)	14.7m (2)	2:05.24	29.59s	30.05s
9	MYNAMEISRUBY	7	13.3m	12.1m (1)	8.8m (2)	2:05.25	29.45s	30.50s
11	MISS HERMES	8	15.2m	15.6m (2)	3.1m (2)	2:05.40	28.78s	31.07s
3	HARTNETT	9	16.1m	7.5m (1)	7.7m (1)	2:05.47	29.71s	30.80s
8	QUEENHIGH FLUSH	10	24.0m	12.7m (0)	12.4m (0)	2:06.09	29.68s	31.07s
4	LILNOVA	11	31.8m	20.7m (1)	17.1m (0)	2:06.71	29.44s	31.34s

Finish Position and metres gained



Visual positions in race at 2nd Quarter



Visual positions in race at 3rd Quarter

Shepparton Race 3 Distance 2190m

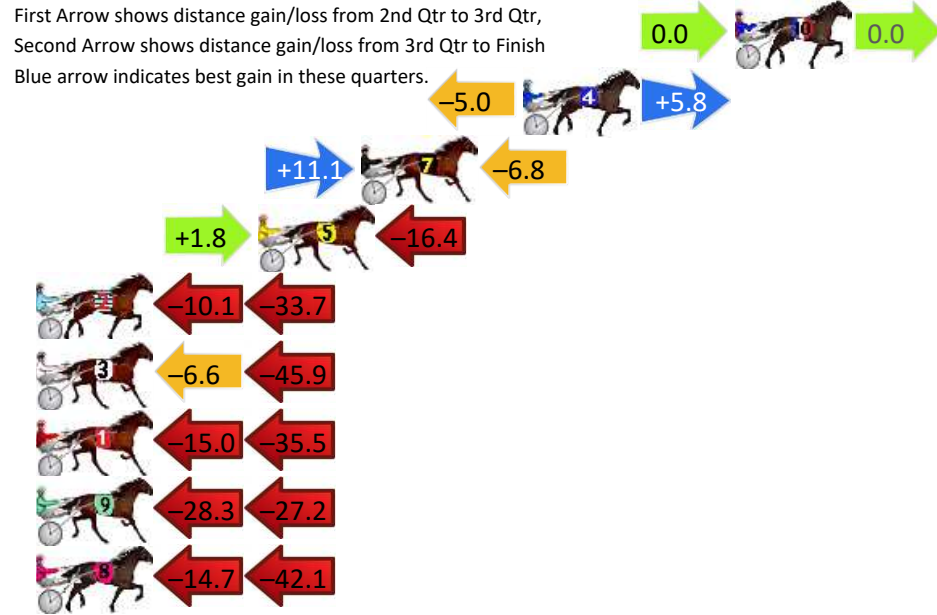
Tuesday, 26 May 2026

Gross Time: 2:45.90 MileRate: 2:01.90 LeadTime: 43.40s First Qtr: 32.80s Second Qtr: 30.10s Third Qtr: 29.60s Fourth Qtr: 30.00s

DATA TABLE: 800 / 400 Posi's are position from leader and (how wide the horse was at that position)


No	Horse	Plc	Mar	800 Posi	400 Posi	Time	3rd Qtr	4th Qt
10	ALDEBARAN ZANE	1	0.0m	0.0m (1)	0.0m (0)	2:45.90	29.60s	30.00s
4	SHINELIKETHESUN	2	8.5m	9.3m (1)	14.3m (1)	2:46.57	29.98s	29.61s
7	MONEY TALKS	3	15.0m	19.3m (2)	8.2m (1)	2:47.08	28.79s	30.57s
5	WIND STORM	4	19.1m	4.5m (1)	2.7m (1)	2:47.40	29.47s	31.30s
2	KOUFAX	5	49.0m	5.2m (0)	15.3m (0)	2:49.75	30.35s	32.72s
3	ALDEBARAN JAZMINE	6	53.5m	1.0m (0)	7.6m (0)	2:50.10	30.09s	33.64s
1	CRESCO CASHFLOW	7	62.0m	11.5m (0)	26.5m (0)	2:50.77	30.72s	32.91s
9	FARSTAR	8	71.8m	16.3m (1)	44.6m (1)	2:51.54	31.70s	32.34s
8	IN HIGH PLACES	9	77.2m	20.4m (0)	35.1m (1)	2:51.97	30.70s	33.47s

Finish Position and metres gained



800

Visual positions in race at 2nd Quarter



400

Visual positions in race at 3rd Quarter

Shepparton Race 4 Distance 1690m


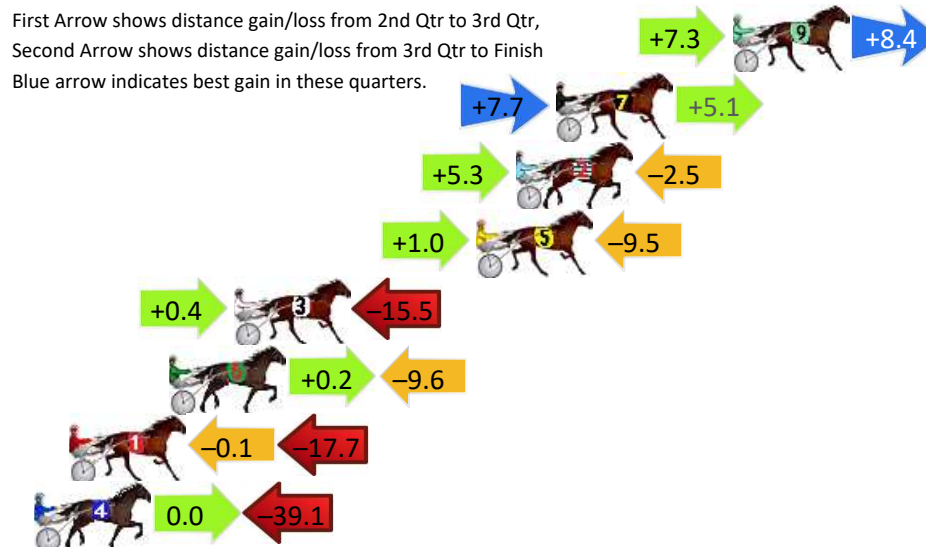
Tuesday, 26 May 2026

Gross Time: 2:02.70 MileRate: 1:56.80 LeadTime: 5.40s First Qtr: 28.40s Second Qtr: 29.50s Third Qtr: 28.90s Fourth Qtr: 30.50s

DATA TABLE: 800 / 400 Posi's are position from leader and (how wide the horse was at that position)

No	Horse	Plc	Mar	800 Posi	400 Posi	Time	3rd Qtr	4th Qt
9	MUSSEL SHOALS	1	0.0m	15.7m (1)	8.4m (2)	2:02.70	28.39s	29.88s
7	THERESHEWAS	2	7.1m	19.9m (1)	12.2m (2)	2:03.27	28.37s	30.17s
2	CLIVES GIRL	3	8.7m	11.5m (1)	6.2m (1)	2:03.39	28.53s	30.73s
5	COLORADO GIRL	4	10.3m	1.8m (1)	0.8m (1)	2:03.52	28.83s	31.26s
3	POLLY PEACHUM	5	20.0m	4.9m (0)	4.5m (0)	2:04.30	28.88s	31.77s
6	COZMO	6	22.6m	13.2m (0)	13.0m (0)	2:04.50	28.91s	31.34s
1	ROYLE BLOOD	7	26.6m	8.8m (0)	8.9m (0)	2:04.82	28.93s	31.96s
4	ALCATRAZ GIRL	8	39.1m	0.0m (0)	0.0m (0)	2:05.82	28.90s	33.62s

Finish Position and metres gained



800

Visual positions in race at 2nd Quarter



400

Visual positions in race at 3rd Quarter

Shepparton Race 5 Distance 1690m

Tuesday, 26 May 2026

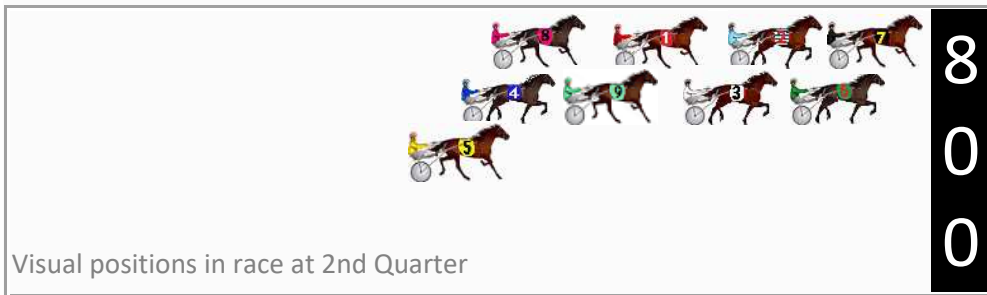

Gross Time: 2:04.30 MileRate: 1:58.40 LeadTime: 5.50s First Qtr: 28.80s Second Qtr: 31.30s Third Qtr: 29.50s Fourth Qtr: 29.20s

DATA TABLE: 800 / 400 Posi's are position from leader and (how wide the horse was at that position)


No	Horse	Plc	Mar	800 Posi	400 Posi	Time	3rd Qtr	4th Qt
9	TALISKER SKIPPER	1	0.0m	10.6m (1)	0.6m (2)	2:04.30	28.76s	29.16s
5	CRESCO THREEPEAT	2	5.2m	16.8m (2)	5.9m (2)	2:04.70	28.70s	29.17s
8	WHERE'S WOOD WOOD	3	10.1m	13.5m (0)	10.4m (2)	2:05.07	29.27s	29.21s
4	THE LADYBIRD	4	10.6m	14.7m (1)	10.0m (1)	2:05.11	29.15s	29.28s
6	ARRAPS	5	11.7m	1.5m (1)	0.0m (1)	2:05.20	29.39s	30.10s
2	MAMMALS REASON	6	11.9m	4.0m (0)	6.9m (0)	2:05.21	29.71s	29.61s
1	ICANMOTOR	7	12.2m	8.6m (0)	11.0m (0)	2:05.23	29.67s	29.33s
3	KNOW THE SCORE	8	19.2m	5.8m (1)	5.5m (1)	2:05.77	29.47s	30.27s
7	OLLY ODD POTTS	9	37.4m	0.0m (0)	2.8m (0)	2:07.16	29.70s	31.86s

Finish Position and metres gained

First Arrow shows distance gain/loss from 2nd Qtr to 3rd Qtr, Second Arrow shows distance gain/loss from 3rd Qtr to Finish
Blue arrow indicates best gain in these quarters.



Visual positions in race at 2nd Quarter



Visual positions in race at 3rd Quarter



Shepparton Race 6 Distance 1690m

Tuesday, 26 May 2026

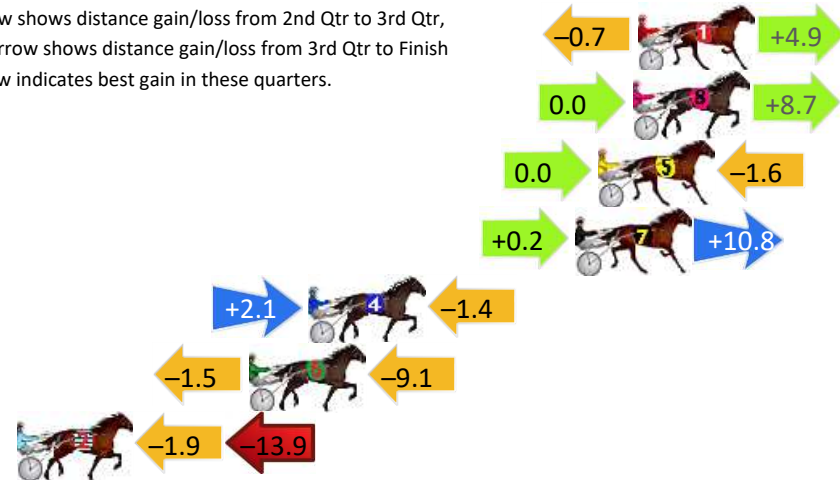
Gross Time: 2:03.40 MileRate: 1:57.50 LeadTime: 5.60s First Qtr: 27.80s Second Qtr: 31.30s Third Qtr: 28.90s Fourth Qtr: 29.80s

DATA TABLE: 800 / 400 Posi's are position from leader and (how wide the horse was at that position)

No	Horse	Plc	Mar	800 Posi	400 Posi	Time	3rd Qtr	4th Qt
1	HEZ HARRYWHO	1	0.0m	4.2m (0)	4.9m (0)	2:03.40	28.96s	29.44s
8	LORIMERMAJOR	2	0.2m	8.9m (0)	8.9m (0)	2:03.42	28.91s	29.17s
5	WILL HE REIGN	3	1.6m	0.0m (0)	0.0m (0)	2:03.52	28.90s	29.92s
7	FEAR THE POWER	4	2.5m	13.5m (0)	13.3m (0)	2:03.60	28.90s	29.03s
4	WINGATE GUY	5	13.2m	13.9m (1)	11.8m (2)	2:04.43	28.76s	29.97s
6	LUVERBOY	6	15.6m	5.0m (1)	6.5m (1)	2:04.62	29.01s	30.55s
2	HIGHVIEW HAMMER	7	24.9m	9.1m (1)	11.0m (1)	2:05.34	29.04s	30.94s

Finish Position and metres gained

First Arrow shows distance gain/loss from 2nd Qtr to 3rd Qtr, Second Arrow shows distance gain/loss from 3rd Qtr to Finish
Blue arrow indicates best gain in these quarters.



800

Visual positions in race at 2nd Quarter



400

Visual positions in race at 3rd Quarter



Shepparton Race 7 Distance 1690m

Tuesday, 26 May 2026

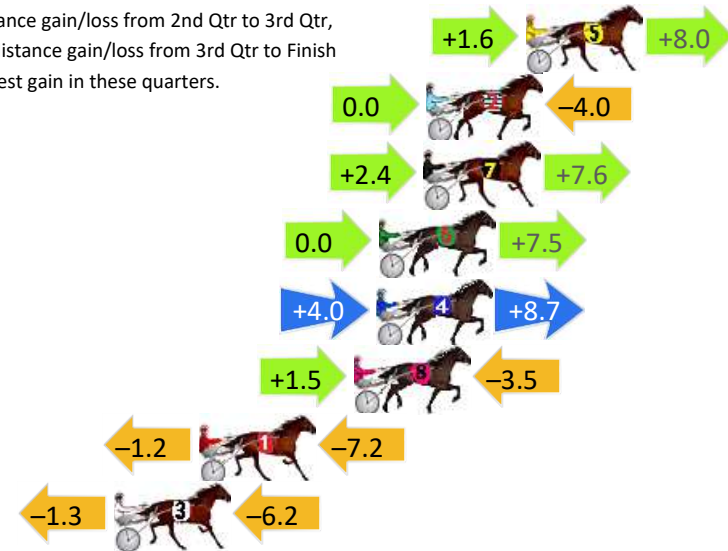
Gross Time: 2:08.70 MileRate: 2:02.60 LeadTime: 5.80s First Qtr: 31.10s Second Qtr: 31.70s Third Qtr: 29.20s Fourth Qtr: 30.90s

DATA TABLE: 800 / 400 Posi's are position from leader and (how wide the horse was at that position)

No	Horse	Plc	Mar	800 Posi	400 Posi	Time	3rd Qtr	4th Qt
5	VAN DOREN	1	0.0m	9.6m (1)	8.0m (1)	2:08.70	29.10s	30.30s
2	STARLIGHT RED	2	4.0m	0.0m (0)	0.0m (0)	2:09.02	29.20s	31.22s
7	MONTANA MUSCLE	3	4.1m	14.1m (1)	11.7m (2)	2:09.03	29.04s	30.36s
6	SAINT EYES	4	5.9m	13.4m (0)	13.4m (1)	2:09.18	29.23s	30.38s
4	LITTLE TEDEY	5	6.0m	18.7m (1)	14.7m (3)	2:09.18	28.94s	30.28s
8	JILLIBY TOPGUN	6	6.9m	4.9m (1)	3.4m (1)	2:09.26	29.09s	31.21s
1	BET BET HOTSHOT	7	13.1m	4.7m (0)	5.9m (0)	2:09.76	29.30s	31.52s
3	TAKEN BY WINE	8	16.5m	9.0m (0)	10.3m (0)	2:10.03	29.32s	31.46s

Finish Position and metres gained

First Arrow shows distance gain/loss from 2nd Qtr to 3rd Qtr,
Second Arrow shows distance gain/loss from 3rd Qtr to Finish
Blue arrow indicates best gain in these quarters.



800

Visual positions in race at 2nd Quarter



400

Visual positions in race at 3rd Quarter

Shepparton Race 8 Distance 1690m

Tuesday, 26 May 2026

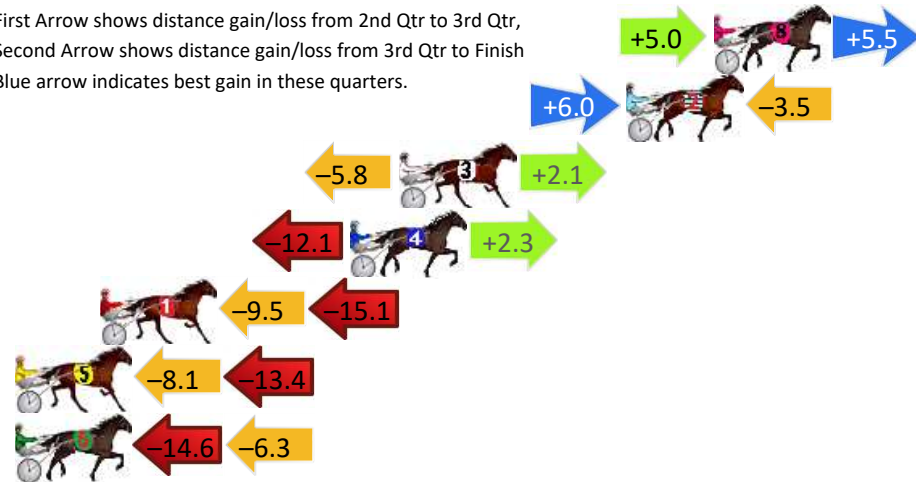
Gross Time: 2:09.50 MileRate: 2:03.30 LeadTime: 5.90s First Qtr: 29.80s Second Qtr: 31.90s Third Qtr: 30.80s Fourth Qtr: 31.10s

DATA TABLE: 800 / 400 Posi's are position from leader and (how wide the horse was at that position)

No	Horse	Plc	Mar	800 Posi	400 Posi	Time	3rd Qtr	4th Qt
8	ALDEBARAN DENBAY	1	0.0m	10.5m (1)	5.5m (0)	2:09.50	30.41s	30.68s
2	SEBS GAL	2	3.5m	6.0m (1)	0.0m (0)	2:09.78	30.34s	31.38s
3	GREAT HORIZON	3	12.6m	8.9m (0)	14.7m (1)	2:10.52	31.25s	30.99s
4	MISS KOMMUNICATION	4	14.6m	4.8m (0)	16.9m (0)	2:10.69	31.73s	30.99s
1	GALHALLA	5	24.6m	0.0m (0)	9.5m (0)	2:11.50	31.53s	32.37s
5	SPESHAL	6	36.3m	14.8m (0)	22.9m (1)	2:12.45	31.43s	32.29s
6	LOLLY	7	50.0m	29.1m (0)	43.7m (0)	2:13.57	31.93s	31.81s

Finish Position and metres gained

First Arrow shows distance gain/loss from 2nd Qtr to 3rd Qtr, Second Arrow shows distance gain/loss from 3rd Qtr to Finish
Blue arrow indicates best gain in these quarters.



8
0
0

Visual positions in race at 2nd Quarter



4
0
0

Visual positions in race at 3rd Quarter



Shepparton Race 9 Distance 2190m

Tuesday, 26 May 2026



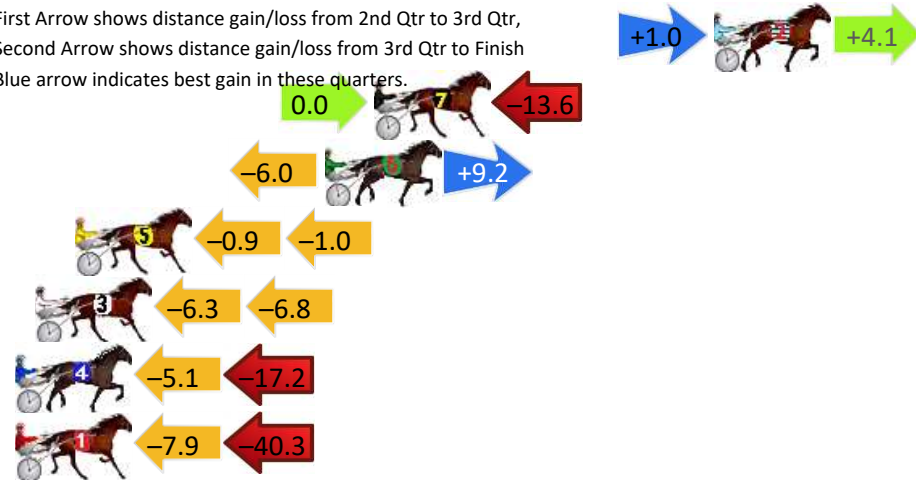
Gross Time: 2:46.30 MileRate: 2:02.20 LeadTime: 43.20s First Qtr: 32.50s Second Qtr: 31.30s Third Qtr: 29.40s Fourth Qtr: 29.90s

DATA TABLE: 800 / 400 Posi's are position from leader and (how wide the horse was at that position)

No	Horse	Plc	Mar	800 Posi	400 Posi	Time	3rd Qtr	4th Qt
2	CAMERINA	1	0.0m	5.1m (0)	4.1m (0)	2:46.30	29.33s	29.60s
7	DIAMONDONTHERO CKS	2	13.6m	0.0m (0)	0.0m (0)	2:47.37	29.40s	30.97s
6	MAC JAMES	3	15.6m	18.8m (0)	24.8m (1)	2:47.52	29.86s	29.29s
5	LUNADIVA	4	25.6m	23.7m (0)	24.6m (3)	2:48.31	29.48s	30.10s
3	ITS JUST RUBY	5	27.2m	14.1m (0)	20.4m (1)	2:48.43	29.87s	30.53s
4	COBARGO MILLY	6	39.9m	17.6m (1)	22.7m (2)	2:49.43	29.78s	31.36s
1	MADDALEEZ	7	57.5m	9.3m (0)	17.2m (0)	2:50.80	29.99s	33.13s

Finish Position and metres gained

First Arrow shows distance gain/loss from 2nd Qtr to 3rd Qtr,
Second Arrow shows distance gain/loss from 3rd Qtr to Finish
Blue arrow indicates best gain in these quarters.



Visual positions in race at 2nd Quarter

Visual positions in race at 3rd Quarter

