

Shepparton Race 1 Distance 1690m

Tuesday, 21 April 2026


Gross Time: 2:06.30 MileRate: 2:00.30 LeadTime: 5.60s First Qtr: 30.50s Second Qtr: 31.50s Third Qtr: 29.70s Fourth Qtr: 29.00s

DATA TABLE: 800 / 400 Posi's are position from leader and (how wide the horse was at that position)

NoHorse	Plc	Mar	800 Posi	400 Posi	Time	3rd Qtr	4th Qt
6 TREACHEROUSTIMES	1	0.0m	0.0m (0)	0.0m (0)	2:06.30	29.70s	29.00s
5 FOUR STARZZZ RUBY	2	1.5m	4.9m (0)	4.1m (0)	2:06.41	29.64s	28.81s
9 NORTHERN TERROR	3	3.7m	4.3m (1)	1.0m (1)	2:06.58	29.45s	29.21s
8 ROYLE BLOOD	4	4.8m	13.0m (0)	11.0m (1)	2:06.67	29.54s	28.57s
1 VERY TEMPTING	5	6.4m	9.2m (0)	8.6m (0)	2:06.79	29.65s	28.86s
7 ALTATUDE	6	6.5m	8.9m (1)	5.9m (1)	2:06.79	29.47s	29.06s
3 JOEYS HANGOVER	7	8.3m	17.8m (1)	3.4m (2)	2:06.93	28.63s	29.38s
4 ROCKIN CHARMER	8	30.5m	17.6m (0)	18.8m (2)	2:08.62	29.77s	29.95s
2 COBBER MAC	9	34.0m	13.4m (1)	16.0m (1)	2:08.89	29.88s	30.42s

Finish Position and metres gained

First Arrow shows distance gain/loss from 2nd Qtr to 3rd Qtr, Second Arrow shows distance gain/loss from 3rd Qtr to Finish
Blue arrow indicates best gain in these quarters.



800

Visual positions in race at 2nd Quarter



400

Visual positions in race at 3rd Quarter



Shepparton Race 2 Distance 1690m

Tuesday, 21 April 2026


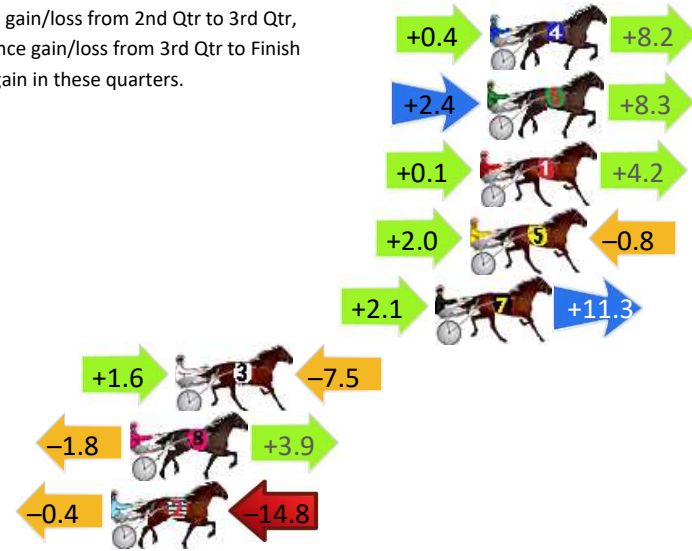
Gross Time: 2:02.30 MileRate: 1:56.50 LeadTime: 5.50s First Qtr: 29.10s Second Qtr: 30.40s Third Qtr: 28.10s Fourth Qtr: 29.20s

DATA TABLE: 800 / 400 Posi's are position from leader and (how wide the horse was at that position)


NoHorse	Plc	Mar	800 Posi	400 Posi	Time	3rd Qtr	4th Qt
4 OUR CHEEKY DEVIL	1	0.0m	8.6m (0)	8.2m (0)	2:02.30	28.08s	28.62s
6 IMON	2	0.1m	10.8m (1)	8.4m (2)	2:02.31	27.94s	28.61s
1 ELIZAJANE	3	0.4m	4.7m (0)	4.6m (0)	2:02.33	28.10s	28.90s
5 LONGTAN VIPER	4	0.8m	2.0m (1)	0.0m (1)	2:02.36	27.96s	29.26s
7 GINGER ELLA	5	2.2m	15.6m (1)	13.5m (1)	2:02.47	27.97s	28.41s
3 MAHINDI	6	12.6m	6.7m (1)	5.1m (1)	2:03.27	27.99s	29.81s
8 RUGGARDS GEE TEE	7	14.4m	16.5m (0)	18.3m (0)	2:03.40	28.25s	29.00s
2 HEZ HARRYWHO	8	15.2m	0.0m (0)	0.4m (0)	2:03.46	28.13s	30.33s

Finish Position and metres gained

First Arrow shows distance gain/loss from 2nd Qtr to 3rd Qtr, Second Arrow shows distance gain/loss from 3rd Qtr to Finish
Blue arrow indicates best gain in these quarters.



Visual positions in race at 2nd Quarter



Visual positions in race at 3rd Quarter

Shepparton Race 3 Distance 2190m

Tuesday, 21 April 2026

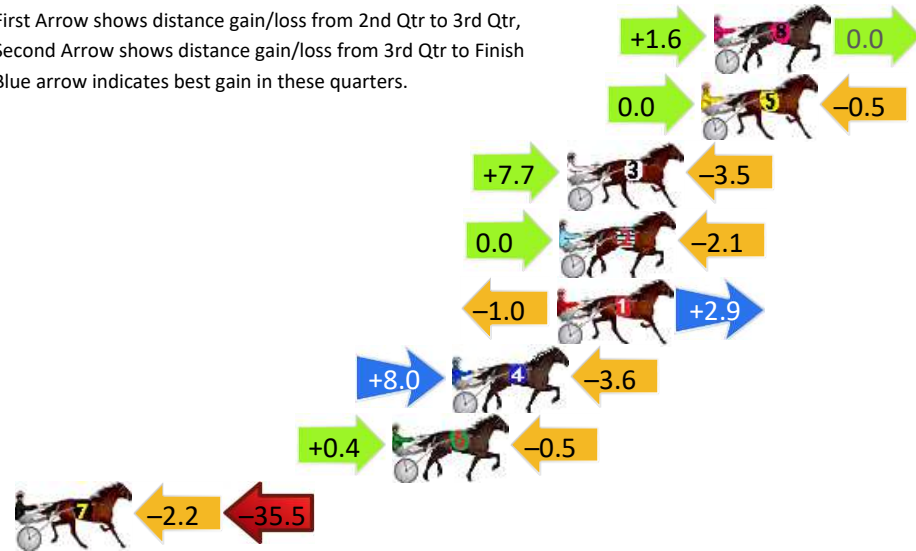
Gross Time: 2:47.20 MileRate: 2:02.80 LeadTime: 43.10s First Qtr: 32.90s Second Qtr: 32.80s Third Qtr: 29.30s Fourth Qtr: 29.10s

DATA TABLE: 800 / 400 Posi's are position from leader and (how wide the horse was at that position)

No	Horse	Plc	Mar	800 Posi	400 Posi	Time	3rd Qtr	4th Qt
8	MASTER MIKI	1	0.0m	1.6m (1)	0.0m (1)	2:47.20	29.18s	29.10s
5	BETTORSWEETVICTORY	2	0.5m	0.0m (0)	0.0m (0)	2:47.24	29.30s	29.14s
3	MADAM REACTOR	3	5.9m	10.1m (1)	2.4m (2)	2:47.65	28.73s	29.38s
2	MISS HERMES	4	6.2m	4.1m (0)	4.1m (0)	2:47.67	29.30s	29.27s
1	OUR MYSTERY BET	5	6.3m	8.2m (0)	9.2m (0)	2:47.68	29.37s	28.91s
4	CLIVES GIRL	6	10.5m	14.9m (1)	6.9m (2)	2:48.00	28.71s	29.40s
6	MAJOR MAURIE	7	12.9m	12.8m (0)	12.4m (1)	2:48.18	29.27s	29.18s
7	LOCHIEL LAD	8	43.4m	5.7m (1)	7.9m (1)	2:50.51	29.45s	31.84s

Finish Position and metres gained

First Arrow shows distance gain/loss from 2nd Qtr to 3rd Qtr, Second Arrow shows distance gain/loss from 3rd Qtr to Finish
Blue arrow indicates best gain in these quarters.



800

Visual positions in race at 2nd Quarter



400

Visual positions in race at 3rd Quarter

Shepparton Race 4 Distance 2190m

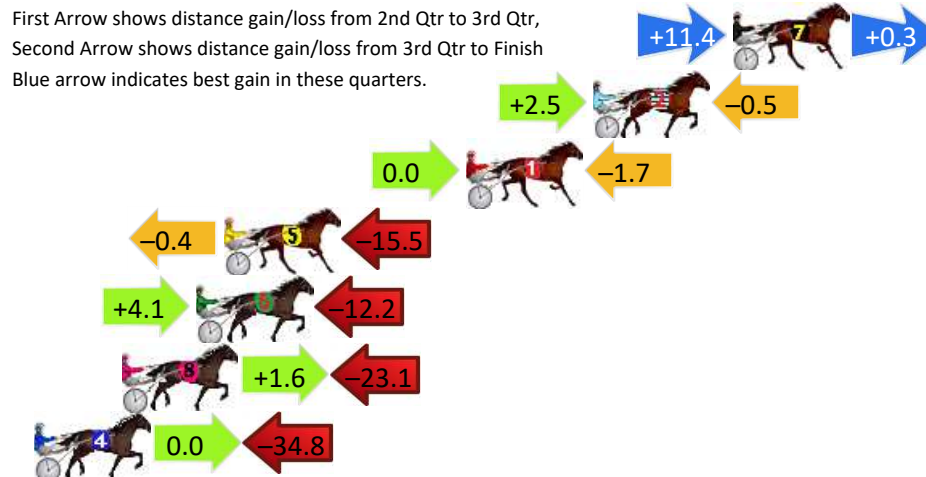
Tuesday, 21 April 2026

Gross Time: 2:43.40 MileRate: 2:00.00 LeadTime: 41.40s First Qtr: 32.10s Second Qtr: 32.50s Third Qtr: 29.40s Fourth Qtr: 28.00s

DATA TABLE: 800 / 400 Posi's are position from leader and (how wide the horse was at that position)

NoHorse	Plc	Mar	800 Posi	400 Posi	Time	3rd Qtr	4th Qt
7 HELLOVATIME	1	0.0m	11.7m (1)	0.3m (2)	2:43.40	28.56s	27.98s
2 FLOPPA	2	5.6m	7.6m (1)	5.1m (1)	2:43.81	29.20s	28.05s
1 IM BIG BUSINESS	3	10.7m	9.0m (0)	9.0m (0)	2:44.19	29.38s	28.15s
5 DRAXON	4	20.4m	4.5m (0)	4.9m (0)	2:44.90	29.42s	29.15s
6 KRAKEY	5	21.5m	13.4m (0)	9.3m (1)	2:44.98	29.08s	28.92s
8 HEZAFLASHONE	6	24.5m	3.0m (1)	1.4m (1)	2:45.20	29.28s	29.70s
4 PEARL OF PHILTRA	7	34.8m	0.0m (0)	0.0m (0)	2:45.96	29.40s	30.56s

Finish Position and metres gained



800

Visual positions in race at 2nd Quarter



400

Visual positions in race at 3rd Quarter



Shepparton Race 5 Distance 1690m

Tuesday, 21 April 2026

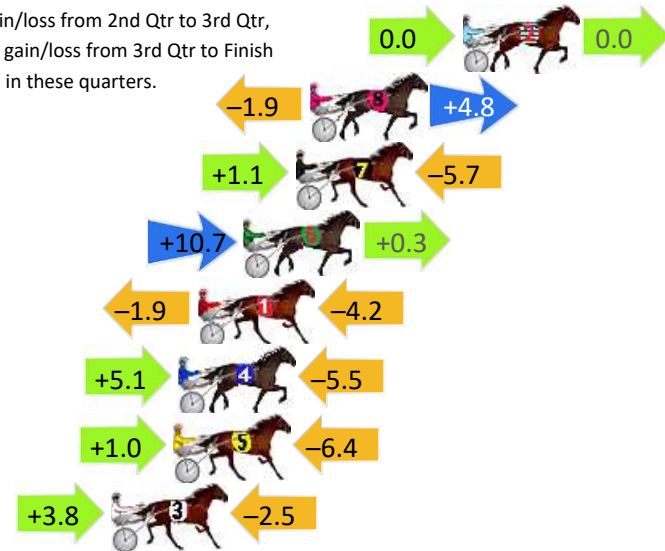
Gross Time: 2:06.40 MileRate: 2:00.40 LeadTime: 5.60s First Qtr: 29.80s Second Qtr: 32.00s Third Qtr: 29.60s Fourth Qtr: 29.40s

DATA TABLE: 800 / 400 Posi's are position from leader and (how wide the horse was at that position)

No	Horse	Plc	Mar	800 Posi	400 Posi	Time	3rd Qtr	4th Qt
2	MANDS PEARL	1	0.0m	0.0m (0)	0.0m (0)	2:06.40	29.60s	29.40s
8	DOT BALL	2	6.1m	9.0m (0)	10.9m (0)	2:06.87	29.74s	29.07s
7	THE ACCIDENTAL ONE	3	6.7m	2.1m (1)	1.0m (1)	2:06.92	29.51s	29.85s
6	LITTLE WHIPPET	4	8.8m	19.8m (1)	9.1m (1)	2:07.08	28.81s	29.41s
1	BLUE OCEAN	5	10.6m	4.5m (0)	6.4m (0)	2:07.22	29.74s	29.75s
4	MYNAMEISRUBY	6	11.4m	11.0m (1)	5.9m (2)	2:07.28	29.22s	29.85s
5	MY GREAT EIGHT	7	11.6m	6.2m (1)	5.2m (1)	2:07.29	29.52s	29.91s
3	BOSS MAJOR	8	14.1m	15.4m (1)	11.6m (2)	2:07.49	29.31s	29.64s

Finish Position and metres gained

First Arrow shows distance gain/loss from 2nd Qtr to 3rd Qtr, Second Arrow shows distance gain/loss from 3rd Qtr to Finish
Blue arrow indicates best gain in these quarters.



8
0
0

Visual positions in race at 2nd Quarter



4
0
0

Visual positions in race at 3rd Quarter



Shepparton Race 6 Distance 2190m

Tuesday, 21 April 2026


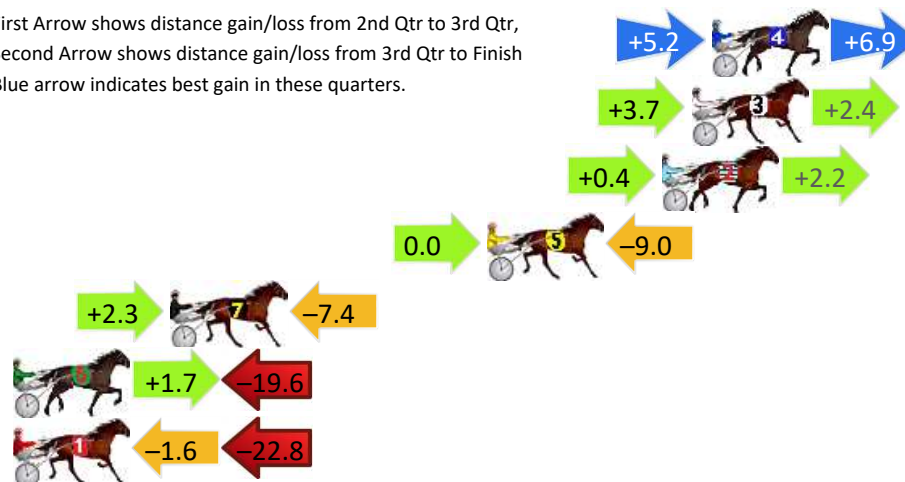
Gross Time: 2:45.50 MileRate: 2:01.60 LeadTime: 43.60s First Qtr: 31.90s Second Qtr: 31.90s Third Qtr: 28.80s Fourth Qtr: 29.30s

DATA TABLE: 800 / 400 Posi's are position from leader and (how wide the horse was at that position)


No	Horse	Plc	Mar	800 Posi	400 Posi	Time	3rd Qtr	4th Qt
4	HELLOVASTORY	1	0.0m	12.1m (1)	6.9m (1)	2:45.50	28.43s	28.80s
3	ALCATRAZ MISS	2	0.8m	6.9m (1)	3.2m (1)	2:45.56	28.53s	29.13s
2	WHERE IT BEGAN	3	2.0m	4.6m (0)	4.2m (0)	2:45.65	28.77s	29.15s
5	STAY ALPHA	4	9.0m	0.0m (0)	0.0m (0)	2:46.19	28.80s	29.99s
7	LUNADIVA	5	21.7m	16.6m (1)	14.3m (2)	2:47.17	28.64s	29.94s
6	PARINI	6	32.3m	14.4m (0)	12.7m (1)	2:47.98	28.69s	30.86s
1	GET SET JETT	7	34.3m	9.9m (0)	11.5m (0)	2:48.14	28.92s	31.11s

Finish Position and metres gained

First Arrow shows distance gain/loss from 2nd Qtr to 3rd Qtr, Second Arrow shows distance gain/loss from 3rd Qtr to Finish
Blue arrow indicates best gain in these quarters.



Visual positions in race at 2nd Quarter



Visual positions in race at 3rd Quarter



Shepparton Race 7 Distance 2190m

Tuesday, 21 April 2026

Gross Time: 2:52.50 MileRate: 2:06.80 LeadTime: 45.50s First Qtr: 32.10s Second Qtr: 34.00s Third Qtr: 31.20s Fourth Qtr: 29.70s

DATA TABLE: 800 / 400 Posi's are position from leader and (how wide the horse was at that position)

NoHorse	Plc	Mar	800 Posi	400 Posi	Time	3rd Qtr	4th Qt
3 LITTLE MISS VALLEY	1	0.0m	0.0m (0)	0.0m (0)	2:52.50	31.20s	29.70s
7 MI BOW	2	22.5m	18.7m (0)	13.5m (0)	2:54.25	30.77s	30.43s
5 THE RED AVENGER	3	31.4m	13.8m (0)	13.9m (1)	2:54.94	31.18s	31.09s
1 TAKEN BY WINE	4	36.9m	9.6m (0)	7.0m (1)	2:55.37	30.99s	32.04s
4 SEBS GAL	5	59.5m	4.8m (0)	7.0m (0)	2:57.13	31.36s	33.80s
6 FARSTAR	6	130.9m	78.3m (0)	87.2m (0)	3:02.69	31.73s	33.29s

Finish Position and metres gained

First Arrow shows distance gain/loss from 2nd Qtr to 3rd Qtr, Second Arrow shows distance gain/loss from 3rd Qtr to Finish. Blue arrow indicates best gain in these quarters.

