

# Shepparton Race 1 Distance 1690m




Tuesday, 19 May 2026

Gross Time: 2:03.00 MileRate: 1:57.10 LeadTime: 5.50s First Qtr: 29.10s Second Qtr: 30.20s Third Qtr: 28.60s Fourth Qtr: 29.60s

DATA TABLE: 800 / 400 Posi's are position from leader and (how wide the horse was at that position)

No	Horse	Plc	Mar	800 Posi	400 Posi	Time	3rd Qtr	4th Qt
5	WATCH YOUR BACK	1	0.0m	0.0m (0)	0.0m (0)	2:03.00	28.60s	29.60s
6	CRESO THREEPEAT	2	7.4m	3.6m (1)	2.8m (1)	2:03.57	28.54s	29.97s
1	KNOW THE SCORE	3	8.1m	3.8m (0)	4.6m (0)	2:03.63	28.66s	29.90s
2	TOMMYS LOOKOUT	4	11.9m	9.0m (0)	7.3m (1)	2:03.92	28.49s	29.99s
8	KRAKEY	5	19.5m	21.1m (1)	21.2m (2)	2:04.51	28.63s	29.58s
7	CLIVES GIRL	6	19.9m	28.1m (0)	25.3m (2)	2:04.54	28.43s	29.31s
3	TASMA FLASH	7	20.0m	14.4m (1)	16.0m (1)	2:04.55	28.73s	29.99s
10	OUR MYSTERY BET	8	20.2m	32.3m (1)	25.3m (3)	2:04.57	28.13s	29.34s
9	ARRAPS	9	20.3m	13.2m (0)	13.8m (0)	2:04.57	28.66s	30.17s
11	OLLY ODD POTTS	10	21.6m	26.7m (1)	19.4m (0)	2:04.68	28.10s	29.88s
12	TEX GOES BANG	11	40.9m	23.5m (0)	25.7m (0)	2:06.17	28.79s	30.91s
4	ICANMOTOR	12	56.2m	9.8m (1)	24.9m (1)	2:07.36	29.70s	32.16s

## Finish Position and metres gained



# Shepparton Race 2 Distance 1690m

Tuesday, 19 May 2026




Gross Time: 2:06.60 MileRate: 2:00.50 LeadTime: 5.80s First Qtr: 29.70s Second Qtr: 32.40s Third Qtr: 28.70s Fourth Qtr: 30.00s

DATA TABLE: 800 / 400 Posi's are position from leader and (how wide the horse was at that position)

No	Horse	Plc	Mar	800 Posi	400 Posi	Time	3rd Qtr	4th Qt
6	MYNAMEISRUBY	1	0.0m	0.0m (0)	0.0m (0)	2:06.60	28.70s	30.00s
7	OKTOLOVE	2	0.4m	3.5m (1)	1.4m (1)	2:06.63	28.55s	29.93s
8	ROYLE BLOOD	3	2.9m	8.8m (0)	8.0m (0)	2:06.83	28.65s	29.65s
11	IAMAWINGATE	4	4.2m	15.0m (2)	5.1m (2)	2:06.93	28.00s	29.96s
3	JOEYS HANGOVER	5	4.8m	7.5m (1)	6.5m (1)	2:06.98	28.63s	29.91s
1	HARTNETT	6	4.8m	4.4m (0)	4.1m (0)	2:06.98	28.69s	30.08s
9	QUEENHIGH FLUSH	7	9.3m	13.5m (0)	12.9m (0)	2:07.33	28.68s	29.79s
2	LILNOVA	8	9.4m	12.0m (1)	10.2m (1)	2:07.34	28.58s	30.00s
4	BLUE OCEAN	9	14.5m	19.8m (2)	18.1m (1)	2:07.74	28.61s	29.82s
10	UPRIGHT	10	14.9m	24.6m (1)	21.4m (2)	2:07.77	28.50s	29.61s
5	CAMNAT	11	36.4m	17.7m (0)	21.1m (0)	2:09.46	28.98s	31.32s

## Finish Position and metres gained

First Arrow shows distance gain/loss from 2nd Qtr to 3rd Qtr, Second Arrow shows distance gain/loss from 3rd Qtr to Finish  
Blue arrow indicates best gain in these quarters.



# Shepparton Race 3 Distance 1690m

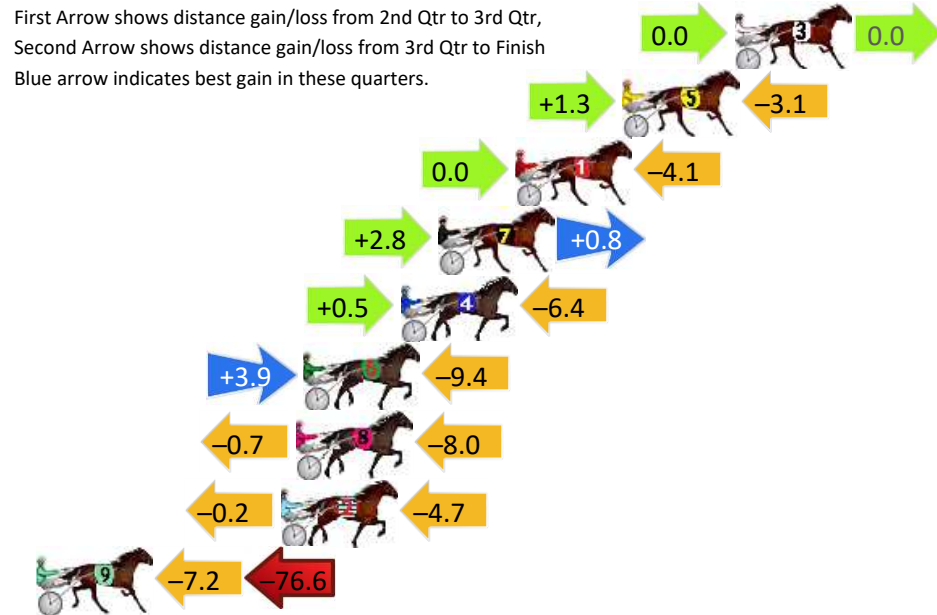
Tuesday, 19 May 2026

Gross Time: 2:00.10 MileRate: 1:54.30 LeadTime: 5.40s First Qtr: 28.10s Second Qtr: 29.40s Third Qtr: 28.20s Fourth Qtr: 29.00s

DATA TABLE: 800 / 400 Posi's are position from leader and (how wide the horse was at that position)

No	Horse	Plc	Mar	800 Posi	400 Posi	Time	3rd Qtr	4th Qt
3	HITCH TO HIS STAR	1	0.0m	0.0m (0)	0.0m (0)	2:00.10	28.20s	29.00s
5	SEA FURY	2	4.5m	2.7m (1)	1.4m (1)	2:00.44	28.11s	29.24s
1	YAPPER	3	8.8m	4.7m (0)	4.7m (0)	2:00.77	28.20s	29.34s
7	INTERPRETATION	4	11.9m	15.5m (1)	12.7m (1)	2:01.01	28.01s	29.01s
4	HERAKLES	5	13.4m	7.5m (1)	7.0m (1)	2:01.12	28.17s	29.52s
6	NUGGET ROGERS	6	17.3m	11.8m (1)	7.9m (2)	2:01.42	27.93s	29.76s
8	KIA ORA BEAUTY	7	17.6m	8.9m (0)	9.6m (0)	2:01.44	28.26s	29.66s
2	EYE SEE PHILTRA	8	18.2m	13.3m (0)	13.5m (0)	2:01.48	28.23s	29.42s
9	HEZASWEETIE	9	101.4m	17.6m (0)	24.8m (0)	2:07.82	28.73s	34.96s

## Finish Position and metres gained



800

Visual positions in race at 2nd Quarter



400

Visual positions in race at 3rd Quarter



# Shepparton Race 4 Distance 2190m

Tuesday, 19 May 2026



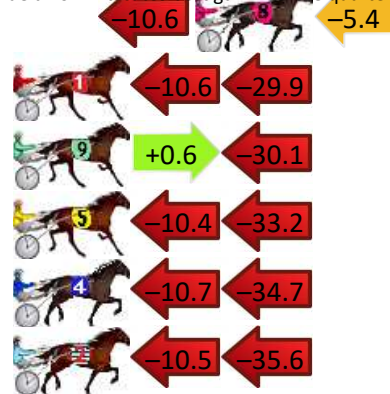
Gross Time: 2:40.90 MileRate: 1:58.20 LeadTime: 41.90s First Qtr: 30.60s Second Qtr: 30.70s Third Qtr: 28.40s Fourth Qtr: 29.30s

DATA TABLE: 800 / 400 Posi's are position from leader and (how wide the horse was at that position)

NoHorse	Plc	Mar	800 Posi	400 Posi	Time	3rd Qtr	4th Qt	
7	ALOT LIKE JEANNIE	1	0.0m	12.3m (1)	0.0m (0)	2:40.90	27.53s	29.30s
8	FENWAY PARK	2	20.7m	4.7m (0)	15.3m (0)	2:42.49	29.17s	29.79s
1	EAGLE MAJOR	3	40.5m	0.0m (0)	10.6m (0)	2:44.01	29.16s	31.65s
9	POSTER PERFECT	4	45.9m	16.4m (1)	15.8m (2)	2:44.43	28.37s	31.70s
5	LA SMOOCH	5	47.2m	3.6m (1)	14.0m (1)	2:44.53	29.14s	31.93s
4	WILL HE REIGN	6	53.7m	8.3m (1)	19.0m (1)	2:45.03	29.17s	32.07s
2	COZMO	7	55.5m	9.4m (0)	19.9m (0)	2:45.16	29.17s	32.13s

## Finish Position and metres gained

First Arrow shows distance gain/loss from 2nd Qtr to 3rd Qtr, Second Arrow shows distance gain/loss from 3rd Qtr to Finish. Blue arrow indicates best gain in those quarters.



# Shepparton Race 5 Distance 2190m

Tuesday, 19 May 2026

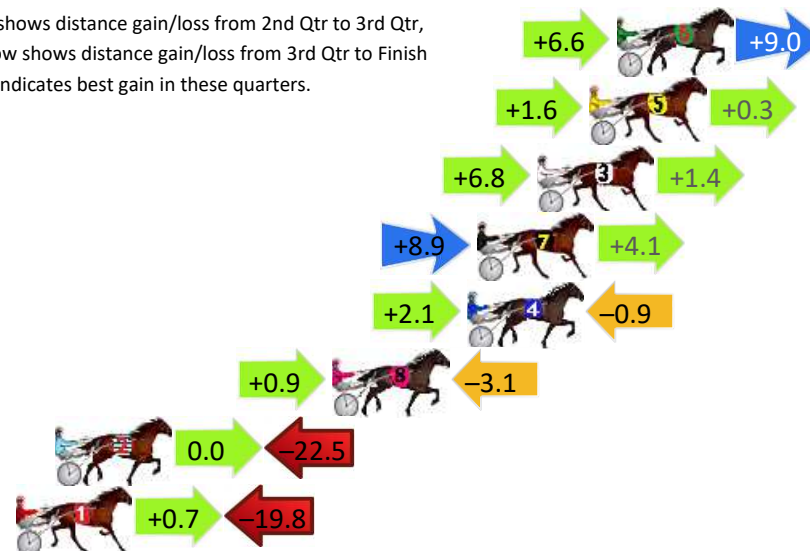
Gross Time: 2:42.30 MileRate: 1:59.30 LeadTime: 42.50s First Qtr: 31.40s Second Qtr: 30.00s Third Qtr: 28.80s Fourth Qtr: 29.60s

DATA TABLE: 800 / 400 Posi's are position from leader and (how wide the horse was at that position)

No	Horse	Plc	Mar	800 Posi	400 Posi	Time	3rd Qtr	4th Qt
6	TIVOLI	1	0.0m	15.6m (1)	9.0m (2)	2:42.30	28.33s	28.95s
5	IM BIG BUSINESS	2	1.1m	3.0m (1)	1.4m (1)	2:42.39	28.68s	29.59s
3	HELLO POSSUMS	3	3.2m	11.4m (1)	4.6m (2)	2:42.55	28.31s	29.52s
7	ASSIGNED	4	5.6m	18.6m (0)	9.7m (1)	2:42.73	28.17s	29.33s
4	ANIMADO	5	6.0m	7.2m (1)	5.1m (1)	2:42.77	28.65s	29.70s
8	RETURN SERVE	6	11.4m	9.2m (0)	8.3m (0)	2:43.18	28.74s	29.88s
2	CAESAR NERO	7	22.5m	0.0m (0)	0.0m (0)	2:44.05	28.80s	31.35s
1	FEAR THE POWER	8	24.1m	5.0m (0)	4.3m (0)	2:44.17	28.75s	31.16s

## Finish Position and metres gained

First Arrow shows distance gain/loss from 2nd Qtr to 3rd Qtr, Second Arrow shows distance gain/loss from 3rd Qtr to Finish Blue arrow indicates best gain in these quarters.



800

Visual positions in race at 2nd Quarter



400

Visual positions in race at 3rd Quarter



# Shepparton Race 6 Distance 2190m

Tuesday, 19 May 2026

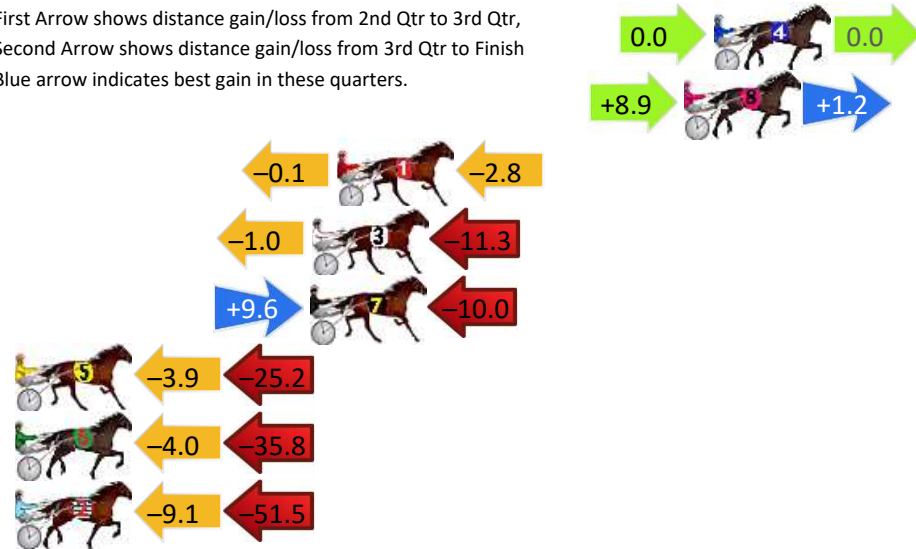
Gross Time: 2:41.40 MileRate: 1:58.60 LeadTime: 42.70s First Qtr: 31.40s Second Qtr: 30.30s Third Qtr: 28.60s Fourth Qtr: 28.40s

DATA TABLE: 800 / 400 Posi's are position from leader and (how wide the horse was at that position)

NoHorse	Plc	Mar	800 Posi	400 Posi	Time	3rd Qtr	4th Qt
4 DEMBE	1	0.0m	0.0m (0)	0.0m (0)	2:41.40	28.60s	28.40s
8 HELLOVATIME	2	1.2m	11.3m (1)	2.4m (1)	2:41.49	27.96s	28.32s
1 IM DUSTEE	3	15.1m	12.2m (0)	12.3m (0)	2:42.53	28.60s	28.66s
3 UNCLE TREV	4	16.1m	3.8m (0)	4.8m (0)	2:42.60	28.67s	29.26s
7 GINGER ELLA	5	16.2m	15.8m (1)	6.2m (2)	2:42.61	27.91s	29.17s
5 LOIERO	6	36.2m	7.1m (1)	11.0m (1)	2:44.10	28.87s	30.32s
6 ROMAN SCRITTORE	7	42.0m	2.2m (1)	6.2m (1)	2:44.53	28.88s	31.09s
2 LORIMERMAJOR	8	69.0m	8.4m (0)	17.5m (0)	2:46.55	29.24s	32.31s


## Finish Position and metres gained

First Arrow shows distance gain/loss from 2nd Qtr to 3rd Qtr, Second Arrow shows distance gain/loss from 3rd Qtr to Finish  
Blue arrow indicates best gain in these quarters.



800

Visual positions in race at 2nd Quarter



400

Visual positions in race at 3rd Quarter



# Shepparton Race 7 Distance 2190m

Tuesday, 19 May 2026

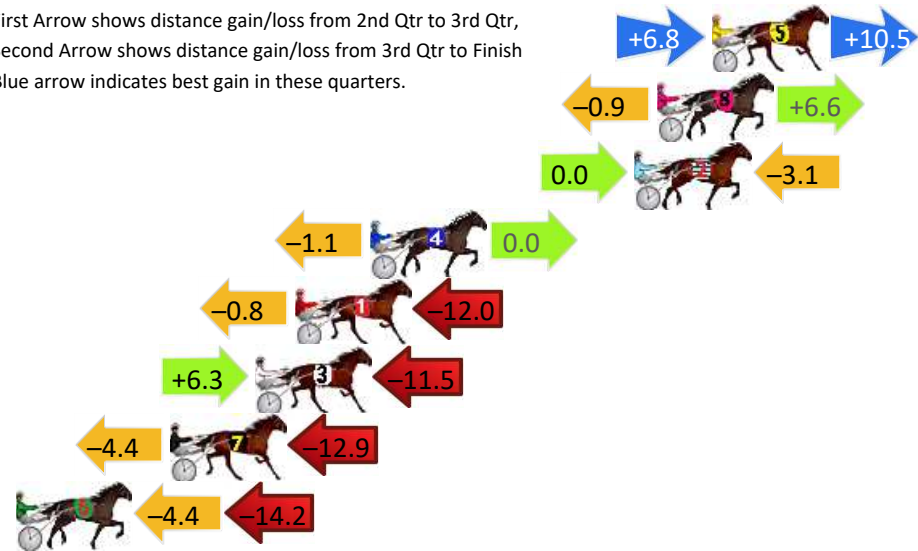
Gross Time: 2:42.50 MileRate: 1:59.40 LeadTime: 42.80s First Qtr: 30.80s Second Qtr: 30.00s Third Qtr: 28.70s Fourth Qtr: 30.20s

DATA TABLE: 800 / 400 Posi's are position from leader and (how wide the horse was at that position)

NoHorse	Plc	Mar	800 Posi	400 Posi	Time	3rd Qtr	4th Qt
5 LONGTAN VIPER	1	0.0m	17.3m (1)	10.5m (2)	2:42.50	28.23s	29.43s
8 SIR SONNY MAGUIRE	2	2.2m	7.9m (0)	8.8m (0)	2:42.67	28.78s	29.73s
2 HEZ HARRYWHO	3	3.1m	0.0m (0)	0.0m (0)	2:42.75	28.70s	30.45s
4 MASTER MIKI	4	13.7m	12.6m (0)	13.7m (0)	2:43.58	28.80s	30.28s
1 SPORTING RAGE	5	16.7m	3.9m (0)	4.7m (0)	2:43.82	28.76s	31.18s
3 WINGATE GUY	6	18.3m	13.1m (1)	6.8m (2)	2:43.95	28.26s	31.15s
7 LUVERBOY	7	21.7m	4.4m (1)	8.8m (1)	2:44.22	29.02s	31.28s
6 MUSSEL SHOALS	8	27.9m	9.3m (1)	13.7m (1)	2:44.71	29.03s	31.41s

## Finish Position and metres gained

First Arrow shows distance gain/loss from 2nd Qtr to 3rd Qtr, Second Arrow shows distance gain/loss from 3rd Qtr to Finish  
Blue arrow indicates best gain in these quarters.



8  
0  
0

Visual positions in race at 2nd Quarter



4  
0  
0

Visual positions in race at 3rd Quarter



# Shepparton Race 8 Distance 2190m

Tuesday, 19 May 2026

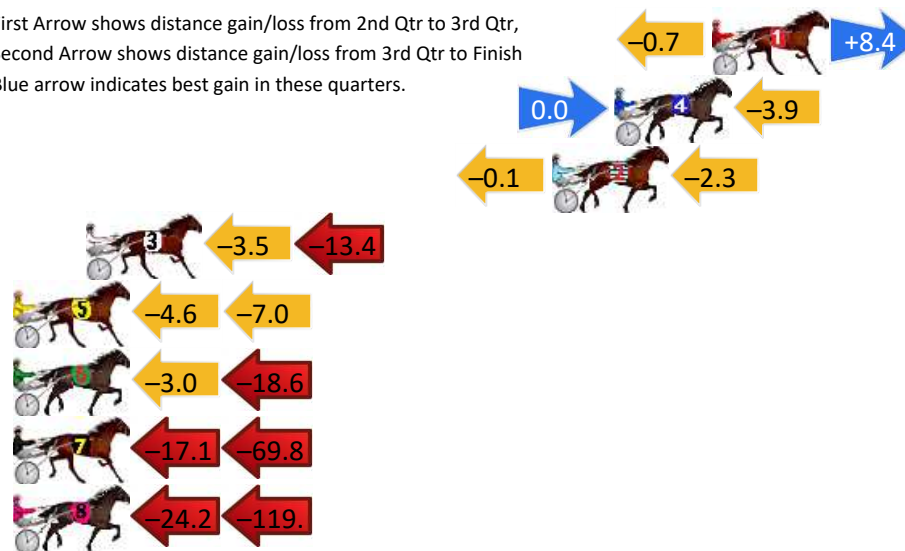
Gross Time: 2:43.50 MileRate: 2:00.10 LeadTime: 42.50s First Qtr: 30.90s Second Qtr: 30.80s Third Qtr: 30.30s Fourth Qtr: 29.00s

DATA TABLE: 800 / 400 Posi's are position from leader and (how wide the horse was at that position)

No	Horse	Plc	Mar	800 Posi	400 Posi	Time	3rd Qtr	4th Qt
1	SHE'S FROM TEXAS	1	0.0m	7.7m (0)	8.4m (0)	2:43.50	30.34s	28.38s
4	EEBEEBEE	2	3.9m	0.0m (0)	0.0m (0)	2:43.80	30.30s	29.30s
2	ROCK POSTER	3	6.4m	4.0m (0)	4.1m (0)	2:43.99	30.30s	29.19s
3	WICKED ONE	4	25.1m	8.2m (1)	11.7m (1)	2:45.41	30.54s	30.05s
5	ASHANTE WARRIOR	5	28.7m	17.1m (1)	21.7m (1)	2:45.68	30.61s	29.58s
6	SWEET FACE	6	34.3m	12.7m (1)	15.7m (1)	2:46.11	30.50s	30.45s
7	LITTLE RAIN CLOUD	7	99.7m	12.8m (0)	29.9m (0)	2:51.09	31.54s	34.39s
8	SON OF A BROAD	8	147.7m	3.8m (1)	28.0m (1)	2:54.74	32.07s	38.18s

## Finish Position and metres gained

First Arrow shows distance gain/loss from 2nd Qtr to 3rd Qtr, Second Arrow shows distance gain/loss from 3rd Qtr to Finish  
Blue arrow indicates best gain in these quarters.



800

Visual positions in race at 2nd Quarter



400

Visual positions in race at 3rd Quarter



# Shepparton Race 9 Distance 2190m

Tuesday, 19 May 2026

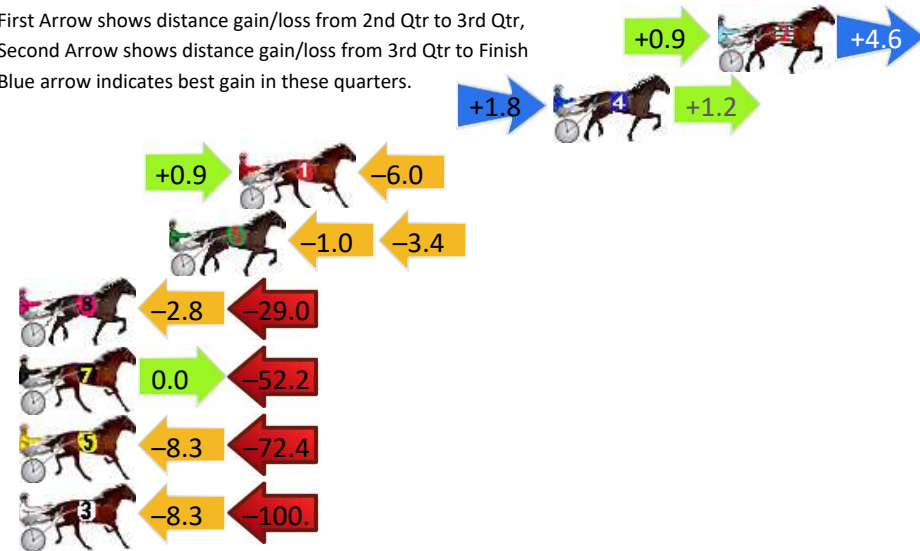
Gross Time: 2:44.60 MileRate: 2:01.00 LeadTime: 43.30s First Qtr: 31.50s Second Qtr: 30.60s Third Qtr: 29.40s Fourth Qtr: 29.80s

DATA TABLE: 800 / 400 Posi's are position from leader and (how wide the horse was at that position)

NoHorse	Plc	Mar	800 Posi	400 Posi	Time	3rd Qtr	4th Qt
2 HELENSHOPE	1	0.0m	5.5m (0)	4.6m (0)	2:44.60	29.34s	29.46s
4 JUST LIKE NUGGET	2	6.6m	9.6m (0)	7.8m (1)	2:45.12	29.27s	29.75s
1 IMAGUNNARESTNGO	3	19.2m	14.1m (0)	13.2m (0)	2:46.10	29.34s	30.33s
6 OPERTSER	4	22.0m	17.6m (1)	18.6m (0)	2:46.32	29.48s	30.15s
8 SPOT THE DEVIL	5	44.9m	13.1m (1)	15.9m (2)	2:48.11	29.61s	32.14s
7 DIAMONDONTHERO CKS	6	52.2m	0.0m (0)	0.0m (0)	2:48.68	29.40s	33.88s
5 ROCKNROLL ROSANNA	7	85.2m	4.5m (1)	12.8m (1)	2:51.25	30.01s	35.51s
3 ITS JUST RUBY	8	117.0m	8.6m (1)	16.9m (3)	2:53.74	30.01s	37.70s

## Finish Position and metres gained

First Arrow shows distance gain/loss from 2nd Qtr to 3rd Qtr,  
Second Arrow shows distance gain/loss from 3rd Qtr to Finish  
Blue arrow indicates best gain in these quarters.



8  
0  
0

Visual positions in race at 2nd Quarter



4  
0  
0

Visual positions in race at 3rd Quarter

# Shepparton Race 10 Distance 1690m

Tuesday, 19 May 2026

Gross Time: 2:13.70 MileRate: 2:07.30 LeadTime: 6.20s First Qtr: 32.80s Second Qtr: 33.40s Third Qtr: 31.50s Fourth Qtr: 29.80s

DATA TABLE: 800 / 400 Posi's are position from leader and (how wide the horse was at that position)

No	Horse	Plc	Mar	800 Posi	400 Posi	Time	3rd Qtr	4th Qt
8	ALDEBARAN ZANE	1	0.0m	4.2m (0)	3.9m (1)	2:13.70	31.47s	29.50s
6	ISTANBUL	2	6.8m	0.0m (0)	0.7m (0)	2:14.23	31.55s	30.28s
3	GALHALLA	3	14.8m	12.3m (1)	0.0m (1)	2:14.86	30.53s	30.96s
5	MI BOW	4	17.1m	12.9m (0)	8.3m (1)	2:15.04	31.12s	30.51s
4	ALDEBARAN DENBAY	5	28.1m	25.9m (0)	12.7m (0)	2:15.89	30.44s	31.02s
2	PRINCESS HAZEL	6	31.1m	8.9m (0)	7.9m (0)	2:16.13	31.40s	31.63s
1	LOOKAT SPUNKY TROT	7	147.0m	86.0m (0)	97.1m (0)	2:25.18	32.17s	33.88s
7	THE RED AVENGER	8	258.8m	152.4m (0)	171.9m (0)	2:33.91	32.67s	36.91s

## Finish Position and metres gained

