

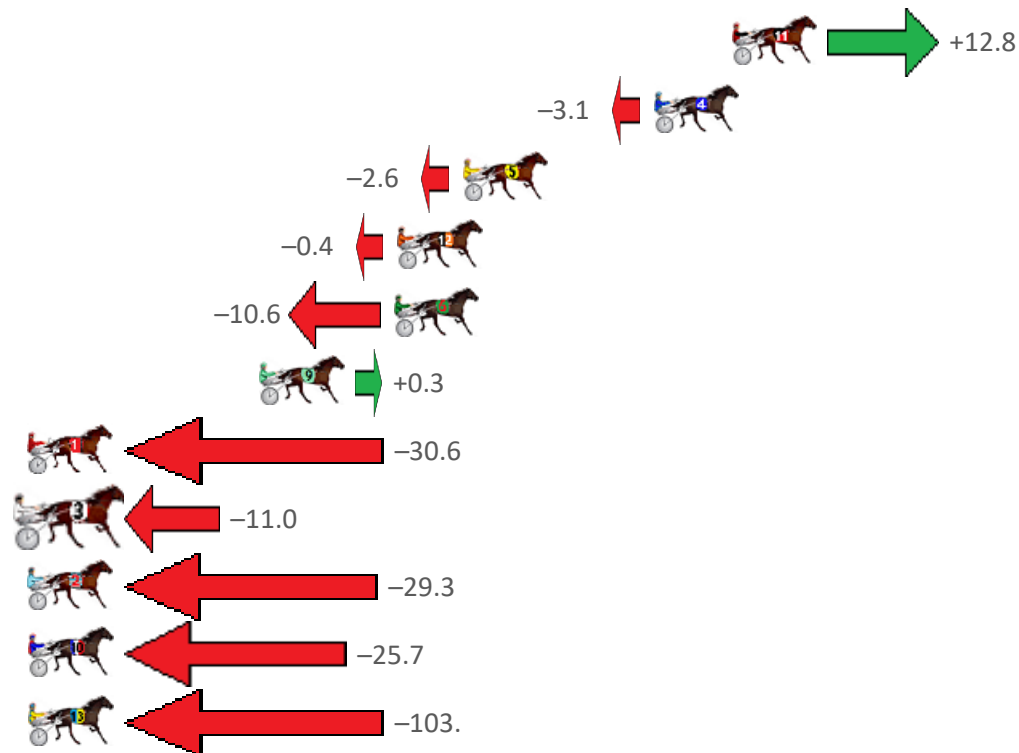
# Shepparton Race 1 Distance 2190m

Friday, 16 June 2023

Gross Time: 2:42.40 MileRate: 1:59.30 LeadTime: 42.50s First Qtr: 31.40s Second Qtr: 30.90s Third Qtr: 28.60s Fourth Qtr: 29.00s

NoHorse	Plc	Mar	800 Posi	400 Posi	Time	3rd Qtr	4th Qtr
11 MADIGAN	1	0.0m	12.8m (2)	6.7m (2)	2:42.40	28.17s	28.52s
4 MALAVA MISS	2	3.1m	0.0m (0)	0.0m (0)	2:42.64	28.60s	29.24s
5 SHEZABBLUECHIP	3	10.7m	8.1m (1)	8.4m (1)	2:43.21	28.62s	29.21s
12 BETTOR SPORT	4	13.3m	12.9m (0)	15.1m (0)	2:43.41	28.76s	28.93s
6 BERYLS GRIN	5	13.4m	2.8m (1)	2.2m (1)	2:43.42	28.56s	29.86s
9 TREACHEROUSTIMES	6	18.8m	19.1m (0)	15.7m (1)	2:43.83	28.36s	29.31s
1 WELL WELL	7	35.1m	4.5m (0)	11.2m (0)	2:45.07	29.08s	30.87s
3 SWEET REVENGE	8	35.7m	24.7m (2)	26.3m (2)	2:45.12	28.73s	29.84s
2 CASSIOPEIA	9	41.6m	12.3m (1)	25.2m (1)	2:45.57	29.52s	30.37s
10 PEE BEES DELIGHT	10	47.6m	21.9m (1)	20.1m (1)	2:46.02	28.48s	31.18s
13 SEEMESHINEYHEELS	11	112.3m	9.0m (0)	22.9m (0)	2:50.95	29.60s	35.91s

## Finish Position and metres gained from 800m



# PJ Harness Analyser

Sectional Analysis Software - Not just a formguide!

[www.facebook.com/PJHarnessRacing](https://www.facebook.com/PJHarnessRacing)



RISE Digital, Harness Racing Australia nor the provider accepts any responsibility for the completeness or accuracy of any of the information contained herein, and makes no representations about its suitability for any particular purpose. Users should make their own judgements about those matters and/or seek independent advice. You assume all risks associated with use of data provided on this page

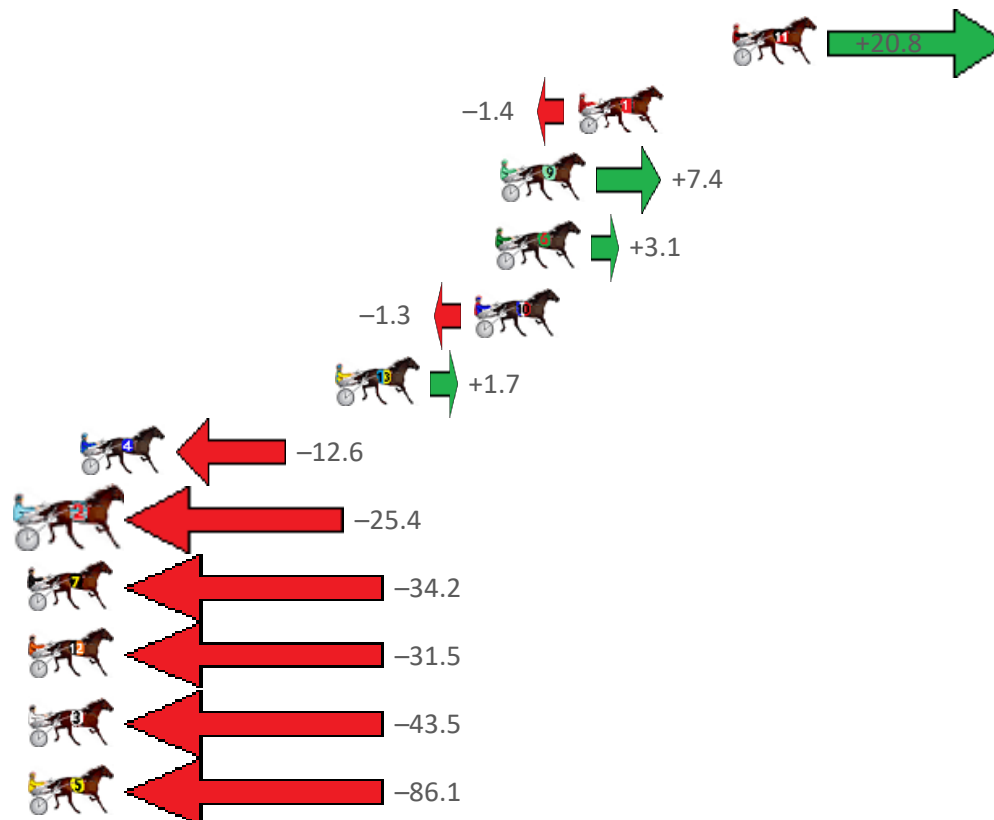
# Shepparton Race 2 Distance 2190m

Friday, 16 June 2023

Gross Time: 2:47.80 MileRate: 2:03.30 LeadTime: 43.30s First Qtr: 32.50s Second Qtr: 30.90s Third Qtr: 31.10s Fourth Qtr: 30.00s

NoHorse	Plc	Mar	800 Posi	400 Posi	Time	3rd Qtr	4th Qtr
11 CROOKWELL EYES	1	0.0m	20.8m (1)	2.1m (2)	2:47.80	29.66s	29.84s
1 STICK WITH ME	2	6.1m	4.7m (0)	4.8m (0)	2:48.28	31.10s	30.12s
9 ESS KAY HOLLYWOOD	3	9.2m	16.6m (1)	6.3m (2)	2:48.52	30.30s	30.24s
6 TWIXTEN	4	9.4m	12.5m (1)	11.6m (2)	2:48.54	31.02s	29.86s
10 ONE MUSCLE HILL	5	10.2m	8.9m (0)	8.4m (0)	2:48.60	31.06s	30.16s
13 ASTRO	6	15.8m	17.5m (0)	15.3m (1)	2:49.04	30.92s	30.08s
4 TETRA	7	25.9m	13.3m (0)	12.7m (0)	2:49.84	31.04s	31.08s
2 SHEZA CHOCOLATIER	8	32.9m	7.5m (1)	8.4m (1)	2:50.39	31.16s	31.95s
7 ARISTOTLE	9	34.2m	0.0m (0)	0.0m (0)	2:50.49	31.10s	32.69s
12 ERO CARPE DIEM	10	35.1m	3.6m (1)	3.7m (1)	2:50.56	31.10s	32.48s
3 IM MISS ROYALTY	11	98.2m	54.7m (0)	65.1m (0)	2:55.52	31.84s	32.78s
5 HURRICANE JANE	12	194.2m	108.1m (0)	128.3m (0)	3:03.06	32.54s	35.52s

Finish Position and metres gained from 800m



**PJ Harness Analyser**  
Sectional Analysis Software – Not just a formguide!

[www.facebook.com/PJHarnessRacing](https://www.facebook.com/PJHarnessRacing)



RISE Digital, Harness Racing Australia nor the provider accepts any responsibility for the completeness or accuracy of any of the information contained herein, and makes no representations about its suitability for any particular purpose. Users should make their own judgements about those matters and/or seek independent advice. You assume all risks associated with use of data provided on this page

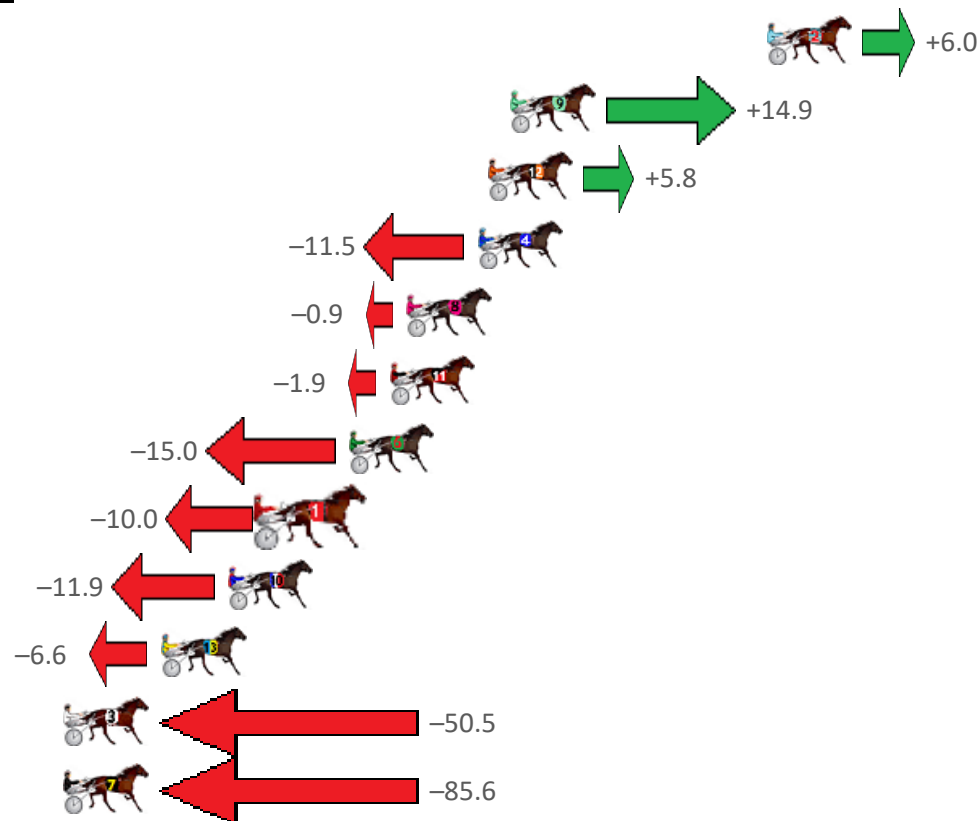
# Shepparton Race 3 Distance 2190m

Friday, 16 June 2023

Gross Time: 2:42.80 MileRate: 1:59.60 LeadTime: 42.60s First Qtr: 31.20s Second Qtr: 29.40s Third Qtr: 29.70s Fourth Qtr: 29.90s

NoHorse	Plc	Mar	800 Posi	400 Posi	Time	3rd Qtr	4th Qtr
2 IM THE MIGHTYGRA	1	0.0m	6.0m (1)	5.4m (1)	2:42.80	29.66s	29.50s
9 ROAM	2	10.2m	25.1m (1)	18.4m (3)	2:43.60	29.22s	29.34s
12 BACCARAT	3	11.1m	16.9m (1)	13.0m (2)	2:43.67	29.42s	29.81s
4 PINNACLE HOPE	4	11.5m	0.0m (0)	0.0m (0)	2:43.70	29.70s	30.80s
8 IDEAL INVESTMENT	5	14.3m	13.4m (0)	14.0m (1)	2:43.92	29.76s	29.98s
11 JOEYS HANGOVER	6	15.0m	13.1m (1)	9.2m (1)	2:43.97	29.42s	30.39s
6 TROPICAL STORM	7	16.6m	1.6m (1)	0.5m (1)	2:44.10	29.62s	31.16s
1 LETHAL LOVER	8	19.9m	9.9m (0)	23.2m (0)	2:44.36	30.70s	29.74s
10 SHES GOING PLACES	9	21.4m	9.5m (1)	10.3m (0)	2:44.48	29.76s	30.82s
13 ALL GOOD	10	24.1m	17.5m (0)	19.4m (1)	2:44.69	29.86s	30.35s
3 MISTER REBEL	11	54.6m	4.1m (0)	17.3m (0)	2:47.08	30.68s	32.90s
7 FLY LIKE AN ANGEL	12	90.4m	4.8m (2)	21.6m (2)	2:49.88	30.95s	35.38s

## Finish Position and metres gained from 800m



# PJ Harness Analyser

Sectional Analysis Software - Not just a formguide!

[www.facebook.com/PJHarnessRacing](https://www.facebook.com/PJHarnessRacing)



RISE Digital, Harness Racing Australia nor the provider accepts any responsibility for the completeness or accuracy of any of the information contained herein, and makes no representations about its suitability for any particular purpose. Users should make their own judgements about those matters and/or seek independent advice. You assume all risks associated with use of data provided on this page

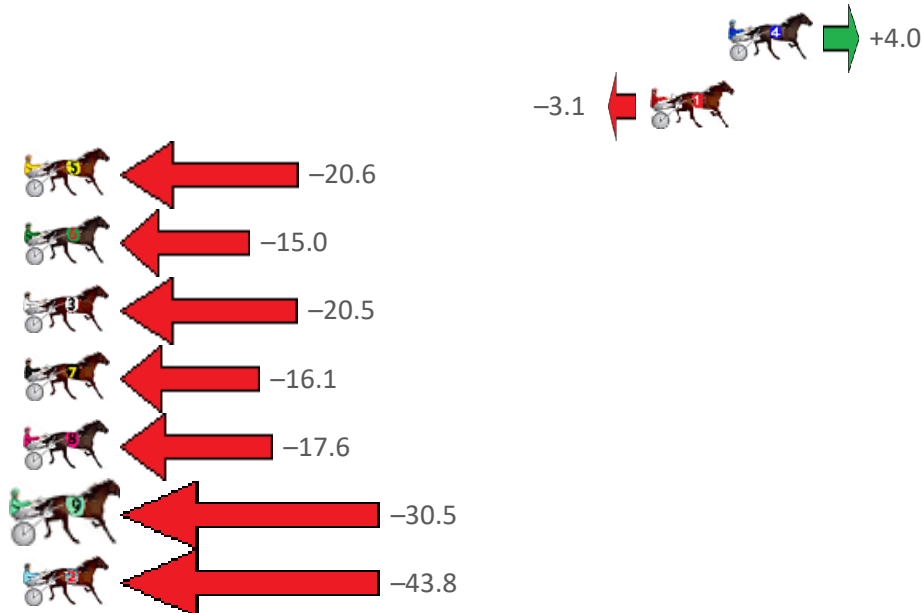
# Shepparton Race 4 Distance 1690m

Friday, 16 June 2023

Gross Time: 2:02.20 MileRate: 1:56.40 LeadTime: 5.70s First Qtr: 29.90s Second Qtr: 30.60s Third Qtr: 28.40s Fourth Qtr: 27.60s

NoHorse	Plc	Mar	800 Posi	400 Posi	Time	3rd Qtr	4th Qtr
4 SMOKEN ACE	1	0.0m	4.0m (0)	4.0m (0)	2:02.20	28.40s	27.32s
1 THE BIGBOSS	2	3.1m	0.0m (1)	0.0m (0)	2:02.43	28.40s	27.83s
5 HEAVY METAL HAM	3	29.7m	9.1m (1)	8.6m (0)	2:04.36	28.36s	29.16s
6 ALOT LIKE LOUIE	4	30.4m	15.4m (0)	19.0m (1)	2:04.41	28.64s	28.49s
3 DORRISTOPAYTHEBIL	5	34.7m	14.2m (1)	15.0m (1)	2:04.72	28.44s	29.08s
7 SPORTS NARRATOR	6	39.3m	23.2m (1)	21.3m (2)	2:05.05	28.24s	28.97s
8 HARRO HILL	7	39.8m	22.2m (0)	24.1m (1)	2:05.09	28.52s	28.81s
9 UNCLE TIGER	8	49.8m	19.3m (1)	17.2m (2)	2:05.82	28.24s	30.02s
2 COMETS PRIDE	9	54.1m	10.3m (0)	18.4m (0)	2:06.13	28.96s	30.25s

Finish Position and metres gained from 800m



## PJ Harness Analyser

Sectional Analysis Software – Not just a formguide!

[www.facebook.com/PJHarnessRacing](https://www.facebook.com/PJHarnessRacing)



RISE Digital, Harness Racing Australia nor the provider accepts any responsibility for the completeness or accuracy of any of the information contained herein, and makes no representations about its suitability for any particular purpose. Users should make their own judgements about those matters and/or seek independent advice. You assume all risks associated with use of data provided on this page

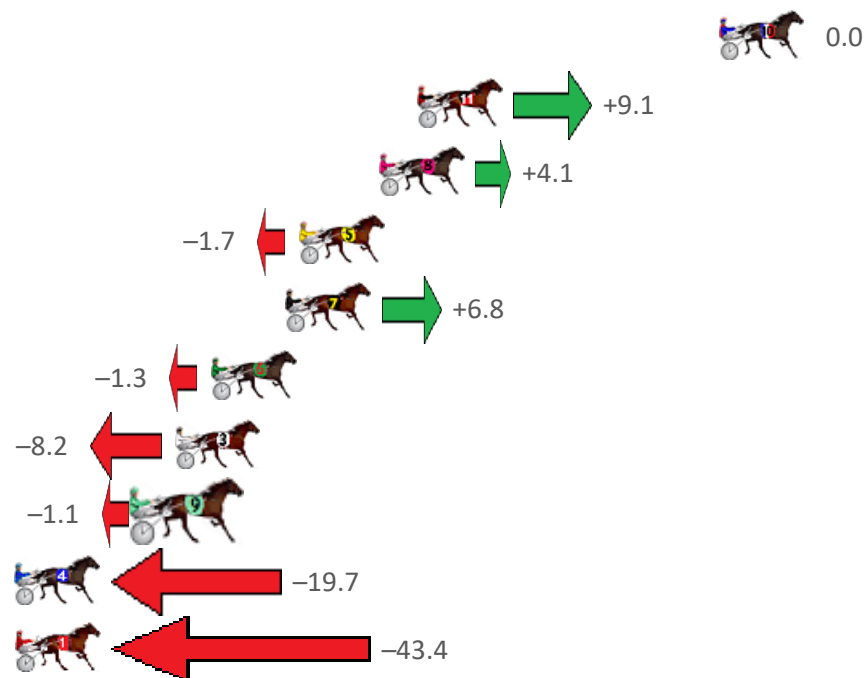
# Shepparton Race 5 Distance 1690m

Friday, 16 June 2023

Gross Time: 2:02.70 MileRate: 1:56.80 LeadTime: 5.40s First Qtr: 30.50s Second Qtr: 29.30s Third Qtr: 28.80s Fourth Qtr: 28.70s

NoHorse	Plc	Mar	800 Posi	400 Posi	Time	3rd Qtr	4th Qtr
10 RORYVILLE	1	0.0m	0.0m (0)	0.0m (0)	2:02.70	28.80s	28.70s
11 MIKI MAHONEY	2	12.0m	21.1m (2)	9.5m (2)	2:03.60	27.97s	28.92s
8 VIKING	3	13.5m	17.6m (0)	21.3m (1)	2:03.72	29.06s	28.20s
5 JUSTCALLMEAZA	4	16.7m	15.0m (1)	14.6m (1)	2:03.96	28.76s	28.92s
7 ROSLYN GAYE	5	17.2m	24.0m (1)	14.0m (2)	2:04.00	28.08s	29.00s
6 SPORT MENTAL	6	20.2m	18.9m (1)	19.0m (2)	2:04.22	28.80s	28.86s
3 CODENAME MARCU	7	21.6m	13.4m (0)	17.4m (0)	2:04.33	29.08s	29.09s
9 ALWAYSBEALADY	8	22.9m	21.8m (0)	20.7m (3)	2:04.43	28.72s	28.95s
4 PRICKLE PATCH	9	30.3m	10.6m (1)	10.6m (1)	2:04.98	28.80s	30.22s
1 ROCKNROLL TALLAR	10	51.8m	8.4m (0)	13.4m (0)	2:06.60	29.16s	31.64s

Finish Position and metres gained from 800m



## PJ Harness Analyser

Sectional Analysis Software – Not just a formguide!

[www.facebook.com/PJHarnessRacing](https://www.facebook.com/PJHarnessRacing)



RISE Digital, Harness Racing Australia nor the provider accepts any responsibility for the completeness or accuracy of any of the information contained herein, and makes no representations about its suitability for any particular purpose. Users should make their own judgements about those matters and/or seek independent advice. You assume all risks associated with use of data provided on this page

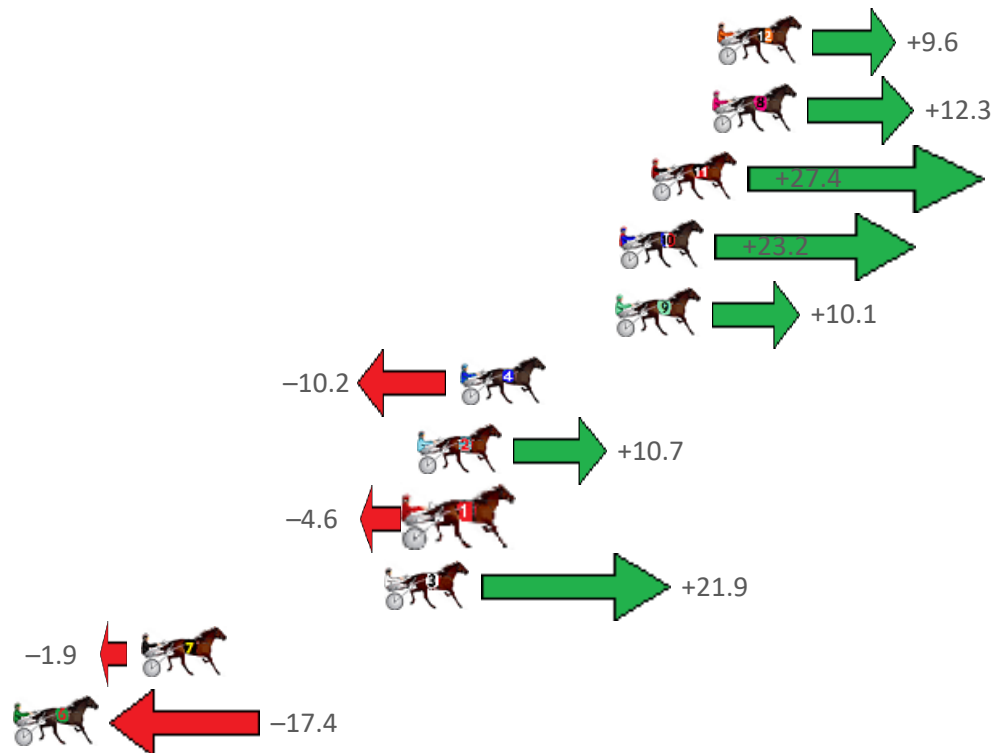
# Shepparton Race 6 Distance 2190m

Friday, 16 June 2023

Gross Time: 2:43.00 MileRate: 1:59.80 LeadTime: 43.50s First Qtr: 32.10s Second Qtr: 28.40s Third Qtr: 28.90s Fourth Qtr: 30.10s

NoHorse	Plc	Mar	800 Posi	400 Posi	Time	3rd Qtr	4th Qtr
12 JANARTY	1	0.0m	9.6m (1)	3.8m (1)	2:43.00	28.50s	29.82s
8 LEAVE YOUR HAT ON	2	0.2m	12.5m (0)	8.7m (0)	2:43.02	28.66s	29.48s
11 BETTER DAY	3	2.6m	30.0m (0)	16.9m (1)	2:43.20	28.02s	29.06s
10 ART ON FIRE	4	3.9m	27.1m (1)	15.8m (3)	2:43.31	28.14s	29.25s
9 COTCHINELLIE	5	4.0m	14.1m (1)	9.8m (1)	2:43.32	28.62s	29.70s
4 SWEET CREATION	6	10.2m	0.0m (0)	0.0m (0)	2:43.80	28.90s	30.90s
2 OUR MYSTERY BET	7	11.9m	22.6m (1)	14.7m (2)	2:43.94	28.38s	29.96s
1 STRAWBERRY DELIG	8	12.0m	7.4m (0)	4.9m (0)	2:43.95	28.74s	30.69s
3 TERROR OF LOCKSLE	9	13.2m	35.1m (0)	21.8m (1)	2:44.04	28.02s	29.54s
7 YOURSNMINE	10	22.9m	21.0m (0)	21.3m (0)	2:44.81	28.98s	30.35s
6 KELLYS IDEAL	11	34.4m	17.0m (0)	16.9m (0)	2:45.71	28.94s	31.57s

## Finish Position and metres gained from 800m



# PJ Harness Analyser

Sectional Analysis Software - Not just a formguide!

[www.facebook.com/PJHarnessRacing](http://www.facebook.com/PJHarnessRacing)



RISE Digital, Harness Racing Australia nor the provider accepts any responsibility for the completeness or accuracy of any of the information contained herein, and makes no representations about its suitability for any particular purpose. Users should make their own judgements about those matters and/or seek independent advice. You assume all risks associated with use of data provided on this page



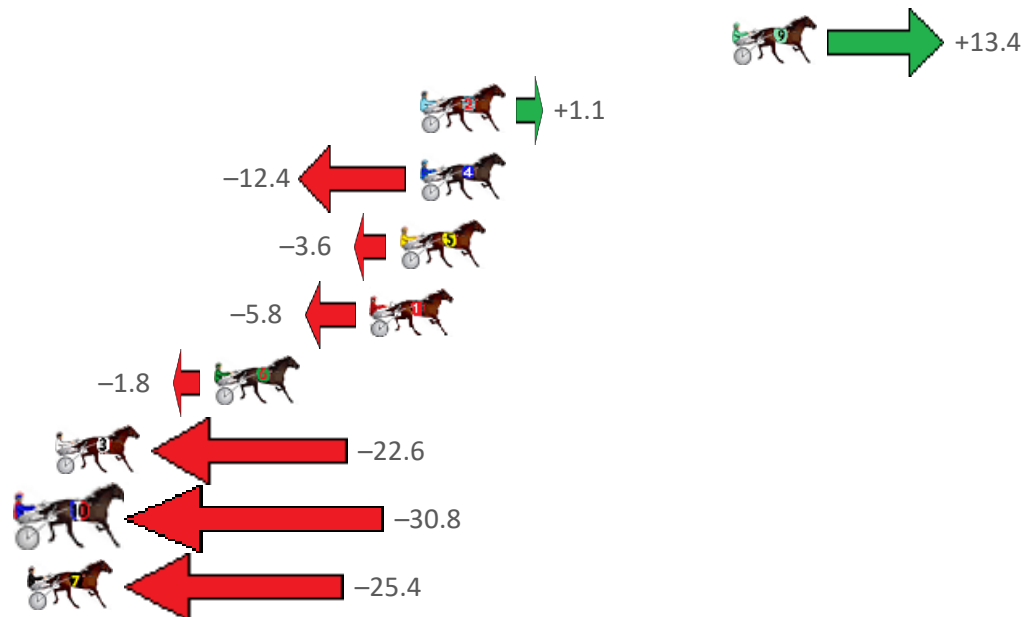
# Shepparton Race 7 Distance 2190m

Friday, 16 June 2023

Gross Time: 2:45.20 MileRate: 2:01.40 LeadTime: 43.70s First Qtr: 30.60s Second Qtr: 31.30s Third Qtr: 29.90s Fourth Qtr: 29.70s

NoHorse	Plc	Mar	800 Posi	400 Posi	Time	3rd Qtr	4th Qtr
9 KINGS GUARD	1	0.0m	13.4m (2)	0.0m (0)	2:45.20	28.91s	29.70s
2 IM BOBBY	2	12.4m	13.5m (0)	19.4m (0)	2:46.17	30.34s	29.23s
4 PARTYTIME	3	12.4m	0.0m (0)	4.3m (0)	2:46.17	30.22s	30.35s
5 YANKEE LOVER	4	13.2m	9.6m (1)	11.3m (1)	2:46.23	30.02s	29.89s
1 ALDEBARAN TANISH	5	14.4m	8.6m (0)	13.5m (0)	2:46.32	30.26s	29.82s
6 SUPER SERVICE	6	20.6m	18.8m (0)	23.2m (1)	2:46.80	30.22s	29.58s
3 SHES RUBY ROO	7	26.9m	4.3m (0)	9.2m (0)	2:47.29	30.26s	31.11s
10 SPEEDY LOVER	8	36.1m	5.3m (1)	12.4m (2)	2:48.01	30.42s	31.59s
7 WILLDOMXAV	9	38.8m	13.4m (1)	18.4m (1)	2:48.22	30.26s	31.36s

Finish Position and metres gained from 800m



## PJ Harness Analyser

Sectional Analysis Software – Not just a formguide!

[www.facebook.com/PJHarnessRacing](https://www.facebook.com/PJHarnessRacing)



RISE Digital, Harness Racing Australia nor the provider accepts any responsibility for the completeness or accuracy of any of the information contained herein, and makes no representations about its suitability for any particular purpose. Users should make their own judgements about those matters and/or seek independent advice. You assume all risks associated with use of data provided on this page

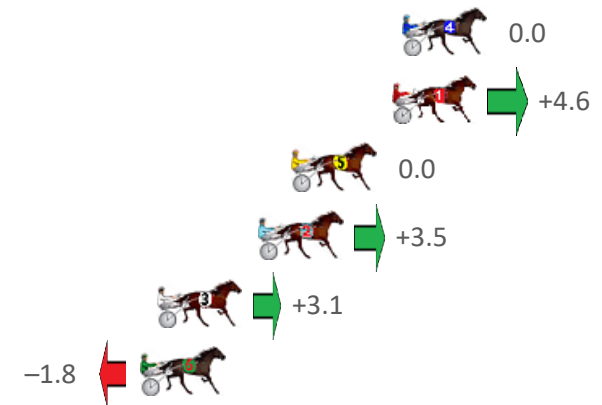
# Shepparton Race 8 Distance 2190m

Friday, 16 June 2023

Gross Time: 2:40.90 MileRate: 1:58.30 LeadTime: 42.80s First Qtr: 30.20s Second Qtr: 30.30s Third Qtr: 28.80s Fourth Qtr: 28.80s

NoHorse	Plc	Mar	800 Posi	400 Posi	Time	3rd Qtr	4th Qtr
4 LOVE LOU LONGTIM	1	0.0m	0.0m (0)	0.0m (0)	2:40.90	28.80s	28.80s
1 ALEXIS ROCKET	2	0.4m	5.0m (0)	3.9m (0)	2:40.93	28.72s	28.55s
5 TROUVILLE	3	4.4m	4.4m (1)	2.8m (1)	2:41.23	28.68s	28.93s
2 HIGH FLUX	4	5.7m	9.2m (0)	7.8m (0)	2:41.33	28.70s	28.67s
3 WEMADE FREO	5	9.7m	12.8m (1)	11.2m (2)	2:41.63	28.68s	28.73s
6 MAJOR WATSON	6	10.4m	8.6m (1)	7.6m (1)	2:41.69	28.72s	29.05s

## Finish Position and metres gained from 800m







# Harness Analyser

Sectional Analysis Software – Not just a formguide!

[www.facebook.com/PJHarnessRacing](http://www.facebook.com/PJHarnessRacing)



RISE Digital, Harness Racing Australia nor the provider accepts any responsibility for the completeness or accuracy of any of the information contained herein, and makes no representations about its suitability for any particular purpose. Users should make their own judgements about those matters and/or seek independent advice. You assume all risks associated with use of data provided on this page



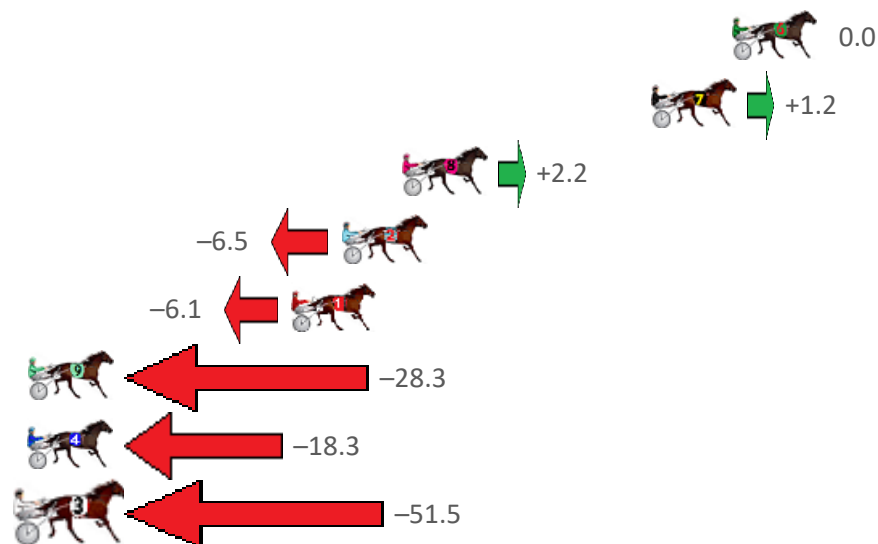
# Shepparton Race 9 Distance 1690m

Friday, 16 June 2023

Gross Time: 2:02.80 MileRate: 1:56.90 LeadTime: 5.50s First Qtr: 28.50s Second Qtr: 32.00s Third Qtr: 29.40s Fourth Qtr: 27.40s

NoHorse	Plc	Mar	800 Posi	400 Posi	Time	3rd Qtr	4th Qtr
6 SWIFT WATCH	1	0.0m	0.0m (0)	0.0m (0)	2:02.80	29.40s	27.40s
7 ITZMINEONTHELINE	2	3.2m	4.4m (0)	4.0m (0)	2:03.03	29.36s	27.35s
8 SCHEMING	3	13.1m	15.3m (1)	11.9m (1)	2:03.74	29.12s	27.50s
2 ISLAND FEENIX	4	15.5m	9.0m (0)	8.5m (0)	2:03.92	29.34s	27.92s
1 LENNYS ANGEL	5	17.5m	11.4m (1)	7.9m (1)	2:04.06	29.12s	28.10s
9 THE MAJORS GIRL	6	42.5m	14.2m (0)	13.6m (0)	2:05.86	29.32s	29.50s
4 LAVADA GOLD	7	43.2m	24.9m (1)	17.0m (1)	2:05.92	28.78s	29.32s
3 SASSY DANCER	8	71.2m	19.7m (0)	21.5m (0)	2:07.93	29.48s	31.01s

Finish Position and metres gained from 800m







## Harness Analyser

Sectional Analysis Software – Not just a formguide!

[www.facebook.com/PJHarnessRacing](http://www.facebook.com/PJHarnessRacing)



RISE Digital, Harness Racing Australia nor the provider accepts any responsibility for the completeness or accuracy of any of the information contained herein, and makes no representations about its suitability for any particular purpose. Users should make their own judgements about those matters and/or seek independent advice. You assume all risks associated with use of data provided on this page

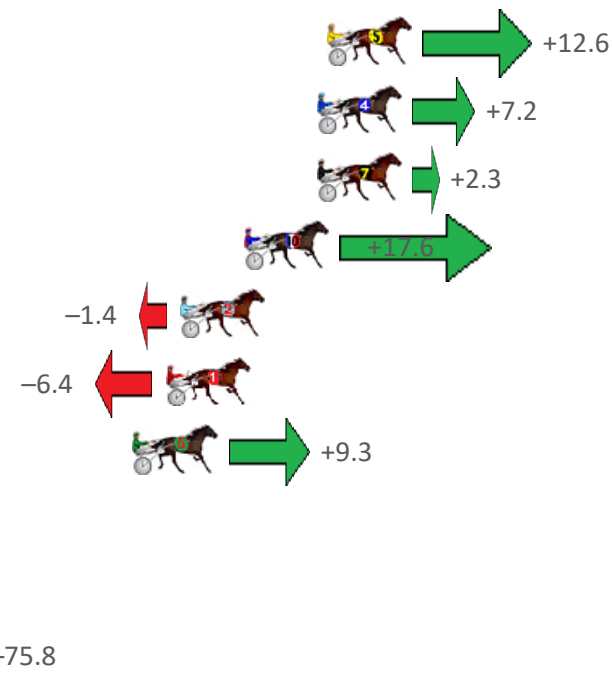
# Shepparton Race 10 Distance 1690m

Friday, 16 June 2023

Gross Time: 2:05.20 MileRate: 1:59.20 LeadTime: 5.90s First Qtr: 29.60s Second Qtr: 29.80s Third Qtr: 29.30s Fourth Qtr: 30.60s

NoHorse	Plc	Mar	800 Posi	400 Posi	Time	3rd Qtr	4th Qtr
5 PARISIAN BANDIT	1	0.0m	12.6m (1)	12.9m (1)	2:05.20	29.34s	29.64s
4 MEMPHIS	2	0.4m	7.6m (1)	6.5m (1)	2:05.23	29.22s	30.15s
7 YA BOTTOM DOLLAR	3	0.4m	2.7m (1)	0.0m (1)	2:05.23	29.10s	30.63s
10 PAIGETHEHURRIKAN	4	3.3m	20.9m (0)	19.4m (1)	2:05.46	29.22s	29.42s
2 CHEROKEE JAC	5	5.8m	4.4m (0)	6.5m (0)	2:05.66	29.46s	30.58s
1 EPIC ORION	6	6.4m	0.0m (0)	2.2m (0)	2:05.71	29.46s	30.95s
6 MAJOR BILL	7	7.7m	17.0m (1)	16.7m (2)	2:05.82	29.30s	29.98s
8 NAYOMI	8	28.8m	10.4m (0)	19.4m (0)	2:07.51	29.98s	31.47s
9 STARZZZOFMICHAEL	9	45.9m	26.9m (1)	24.7m (1)	2:08.88	29.18s	32.44s
3 CRYSTAL FLAME	10	103.8m	28.0m (0)	68.0m (0)	2:13.51	32.32s	33.85s

## Finish Position and metres gained from 800m



# PJ Harness Analyser

Sectional Analysis Software – Not just a formguide!

[www.facebook.com/PJHarnessRacing](http://www.facebook.com/PJHarnessRacing)



RISE Digital, Harness Racing Australia nor the provider accepts any responsibility for the completeness or accuracy of any of the information contained herein, and makes no representations about its suitability for any particular purpose. Users should make their own judgements about those matters and/or seek independent advice. You assume all risks associated with use of data provided on this page