

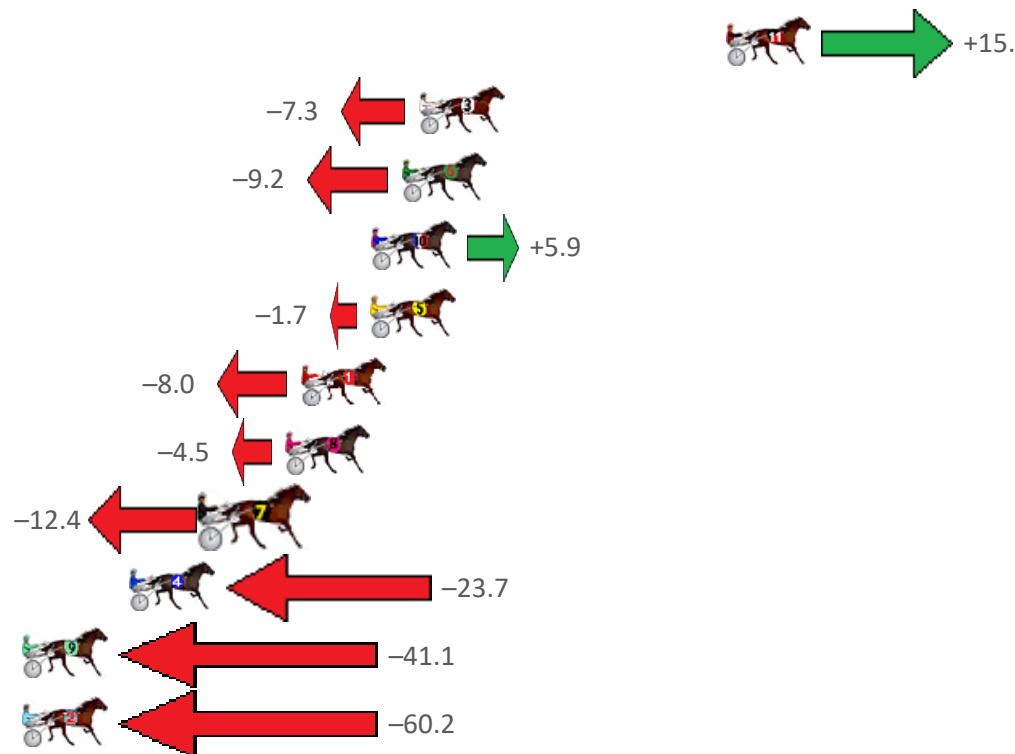
Shepparton Race 1 Distance 2190m

Tuesday, 15 August 2023

Gross Time: 2:43.80 MileRate: 2:00.40 LeadTime: 42.80s First Qtr: 31.20s Second Qtr: 30.40s Third Qtr: 29.70s Fourth Qtr: 29.70s

NoHorse	Plc	Mar	800 Posi	400 Posi	Time	3rd Qtr	4th Qtr
11 SEBASTIANS BOY	1	0.0m	15.1m (2)	10.3m (3)	2:43.80	29.35s	28.94s
3 I DREAM OF MILLIE	2	12.2m	4.9m (0)	4.9m (0)	2:44.75	29.70s	30.29s
6 STAR DOWN UNDER	3	12.9m	3.7m (1)	2.7m (1)	2:44.80	29.62s	30.50s
10 IM BOBBY	4	14.1m	20.0m (1)	17.3m (1)	2:44.90	29.50s	29.52s
5 BERRIESANDCHERRIE	5	14.1m	12.4m (1)	11.4m (1)	2:44.90	29.62s	29.96s
1 BELLA LUCY	6	16.9m	8.9m (0)	9.8m (0)	2:45.12	29.76s	30.30s
8 KYVALLEY PICASSO	7	17.5m	13.0m (0)	15.7m (0)	2:45.16	29.90s	29.90s
7 BUILDER BOB	8	20.5m	8.1m (1)	7.1m (1)	2:45.40	29.62s	30.78s
4 MISS FRANCENE	9	23.7m	0.0m (0)	0.0m (0)	2:45.64	29.70s	31.54s
9 ITZ TRIXTON TIME	10	47.0m	5.9m (2)	10.6m (2)	2:47.46	30.05s	32.58s
2 DA PREZ	11	78.6m	18.4m (0)	24.4m (0)	2:49.92	30.14s	34.02s

Finish Position and metres gained from 800m



PJ Harness Analyser

Sectional Analysis Software - Not just a formguide!

www.facebook.com/PJHarnessRacing



RISE Digital, Harness Racing Australia nor the provider accepts any responsibility for the completeness or accuracy of any of the information contained herein, and makes no representations about its suitability for any particular purpose. Users should make their own judgements about those matters and/or seek independent advice. You assume all risks associated with use of data provided on this page

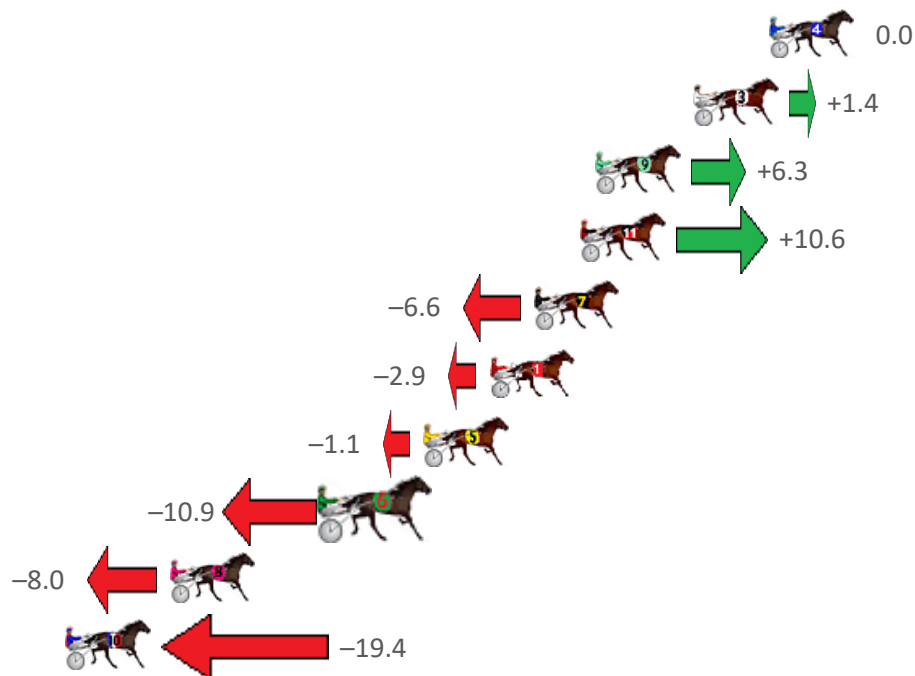
Shepparton Race 2 Distance 1690m

Tuesday, 15 August 2023

Gross Time: 2:03.20 MileRate: 1:57.30 LeadTime: 5.40s First Qtr: 27.40s Second Qtr: 31.60s Third Qtr: 29.30s Fourth Qtr: 29.50s

NoHorse	Plc	Mar	800 Posi	400 Posi	Time	3rd Qtr	4th Qtr
4 ON THE HUNT	1	0.0m	0.0m (0)	0.0m (0)	2:03.20	29.30s	29.50s
3 ORIONS WILDSIDE	2	3.0m	4.4m (0)	4.4m (0)	2:03.43	29.30s	29.41s
9 MAGGACIS	3	6.9m	13.2m (0)	13.1m (0)	2:03.73	29.30s	29.07s
11 MOLLYS LINE	4	7.5m	18.1m (0)	15.3m (1)	2:03.78	29.10s	28.96s
7 SOHO LUMINE	5	9.3m	2.7m (1)	1.7m (1)	2:03.92	29.22s	30.10s
1 SWEET FACE	6	11.1m	8.2m (0)	8.8m (0)	2:04.06	29.34s	29.72s
5 GLEMELLY BEACH	7	13.7m	12.6m (1)	11.5m (1)	2:04.26	29.22s	29.72s
6 EYE SEE PHILTRA	8	17.4m	6.5m (1)	6.6m (1)	2:04.55	29.30s	30.37s
8 KIALLA KID	9	23.8m	15.8m (2)	7.1m (2)	2:05.04	28.67s	30.82s
10 RAINBOW STORM	10	40.8m	21.4m (1)	13.7m (2)	2:06.36	28.74s	31.66s

Finish Position and metres gained from 800m



PJ Harness Analyser

Sectional Analysis Software - Not just a formguide!

www.facebook.com/PJHarnessRacing



RISE Digital, Harness Racing Australia nor the provider accepts any responsibility for the completeness or accuracy of any of the information contained herein, and makes no representations about its suitability for any particular purpose. Users should make their own judgements about those matters and/or seek independent advice. You assume all risks associated with use of data provided on this page

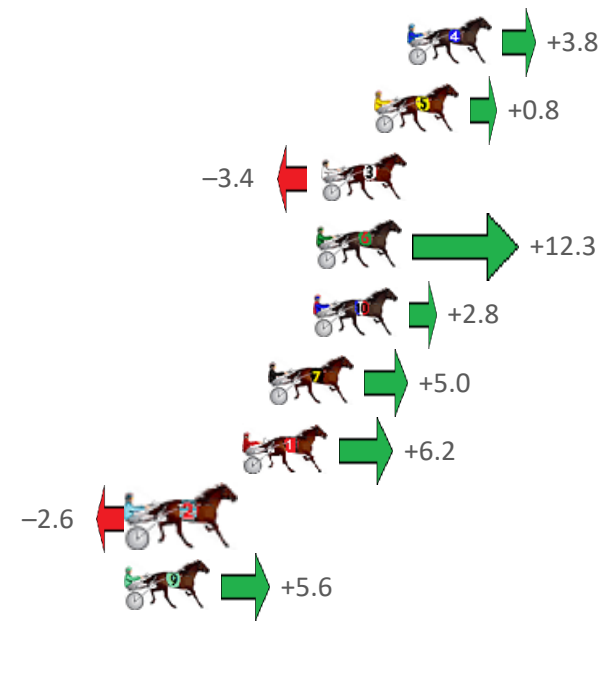
Shepparton Race 3 Distance 1690m

Tuesday, 15 August 2023

Gross Time: 2:06.90 MileRate: 2:00.90 LeadTime: 5.20s First Qtr: 29.90s Second Qtr: 32.50s Third Qtr: 29.70s Fourth Qtr: 29.60s

NoHorse	Plc	Mar	800 Posi	400 Posi	Time	3rd Qtr	4th Qtr
4 TRINITY BEACH GIRL	1	0.0m	3.8m (0)	3.8m (0)	2:06.90	29.70s	29.32s
5 CHEROKEE JAC	2	1.3m	2.1m (1)	0.6m (1)	2:07.00	29.58s	29.66s
3 EBONY SANDS	3	3.4m	0.0m (0)	0.0m (0)	2:07.16	29.70s	29.86s
6 LITTLE ARTY MISS	4	3.6m	15.9m (1)	7.6m (3)	2:07.18	29.08s	29.32s
10 ARIARNE	5	3.7m	6.5m (1)	2.2m (2)	2:07.19	29.38s	29.73s
7 OUR SENORITA	6	5.5m	10.5m (1)	7.9m (1)	2:07.33	29.50s	29.45s
1 BET SHEZA LADY	7	6.5m	12.7m (0)	11.9m (1)	2:07.40	29.64s	29.22s
2 STRAWBERRY BLING	8	10.7m	8.1m (0)	8.1m (0)	2:07.73	29.70s	29.83s
9 HELEN BET MARY	9	11.2m	16.8m (0)	10.3m (2)	2:07.77	29.22s	29.71s
11 GOODTIME CRACKER	10	24.3m	20.5m (1)	13.0m (3)	2:08.79	29.14s	30.53s

Finish Position and metres gained from 800m



PJ Harness Analyser

Sectional Analysis Software – Not just a formguide!

www.facebook.com/PJHarnessRacing



RISE Digital, Harness Racing Australia nor the provider accepts any responsibility for the completeness or accuracy of any of the information contained herein, and makes no representations about its suitability for any particular purpose. Users should make their own judgements about those matters and/or seek independent advice. You assume all risks associated with use of data provided on this page

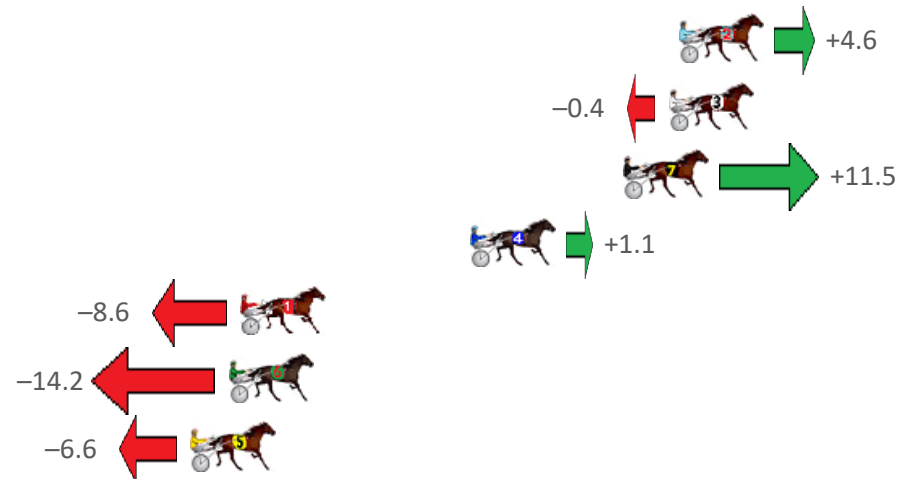
Shepparton Race 4 Distance 2190m

Tuesday, 15 August 2023

Gross Time: 2:41.70 MileRate: 1:58.80 LeadTime: 43.30s First Qtr: 31.00s Second Qtr: 30.30s Third Qtr: 28.20s Fourth Qtr: 28.90s

NoHorse	Plc	Mar	800 Posi	400 Posi	Time	3rd Qtr	4th Qtr
2 VIVACIOUS STRIDE	1	0.0m	4.6m (0)	4.5m (0)	2:41.70	28.20s	28.58s
3 TICK A LOCH	2	0.4m	0.0m (0)	0.0m (0)	2:41.73	28.20s	28.93s
7 OUR LUCIANO	3	2.2m	13.7m (0)	14.9m (0)	2:41.87	28.30s	28.01s
4 ALOT LIKE LOUIE	4	8.3m	9.4m (0)	10.7m (0)	2:42.33	28.30s	28.77s
1 SOHO CASINO ROYA	5	17.4m	8.8m (1)	11.3m (2)	2:43.02	28.38s	29.42s
6 BYRNESIDE BOOM	6	17.9m	3.7m (1)	9.0m (1)	2:43.06	28.58s	29.62s
5 SKY CITY	7	19.4m	12.8m (1)	15.8m (2)	2:43.17	28.42s	29.25s

Finish Position and metres gained from 800m







Harness Analyser

Sectional Analysis Software – Not just a formguide!

www.facebook.com/PJHarnessRacing



RISE Digital, Harness Racing Australia nor the provider accepts any responsibility for the completeness or accuracy of any of the information contained herein, and makes no representations about its suitability for any particular purpose. Users should make their own judgements about those matters and/or seek independent advice. You assume all risks associated with use of data provided on this page

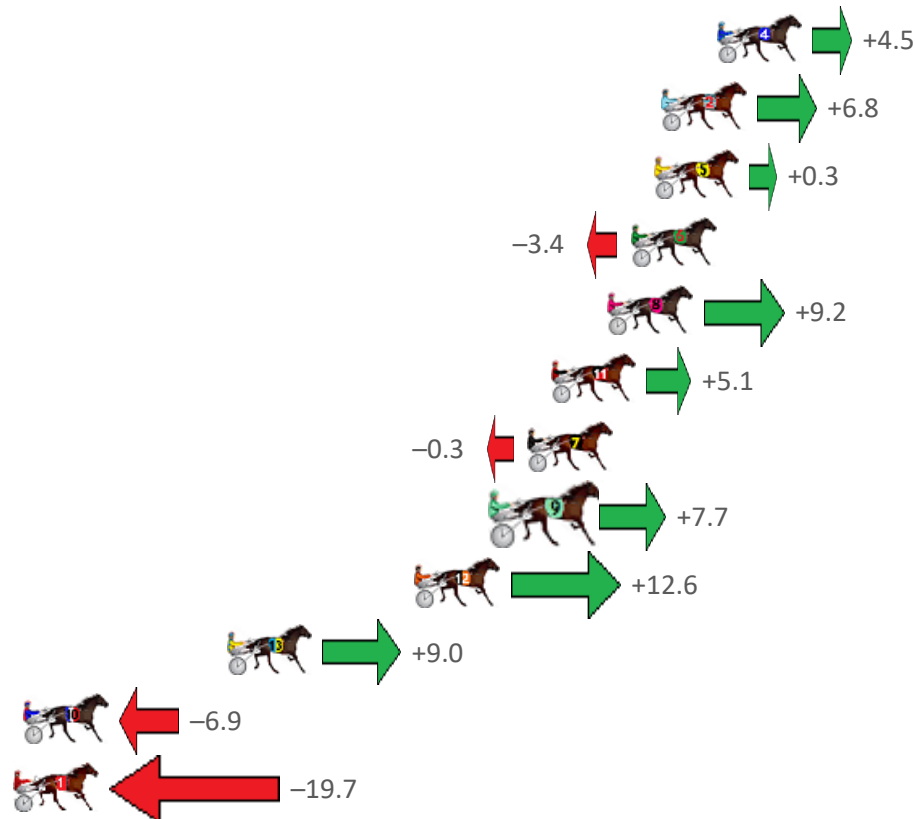
Shepparton Race 5 Distance 2190m

Tuesday, 15 August 2023

Gross Time: 2:43.40 MileRate: 2:00.10 LeadTime: 42.40s First Qtr: 31.70s Second Qtr: 31.70s Third Qtr: 28.70s Fourth Qtr: 28.90s

NoHorse	Plc	Mar	800 Posi	400 Posi	Time	3rd Qtr	4th Qtr
4 SHALLOW BEACH	1	0.0m	4.5m (0)	3.9m (0)	2:43.40	28.66s	28.62s
2 DIRECT COMMAND	2	2.2m	9.0m (0)	8.4m (0)	2:43.57	28.66s	28.47s
5 JACKSBOY	3	2.5m	2.8m (1)	1.1m (1)	2:43.59	28.58s	29.01s
6 RIMU VALLEY	4	3.4m	0.0m (0)	0.0m (0)	2:43.66	28.70s	29.16s
8 WENDYS WATCHING	5	4.3m	13.5m (0)	12.3m (0)	2:43.73	28.62s	28.35s
11 WHAREWHITI	6	6.6m	11.7m (1)	5.0m (2)	2:43.90	28.22s	29.04s
7 COUNTRY ROCKSTAR	7	7.5m	7.2m (1)	4.8m (1)	2:43.97	28.52s	29.13s
9 CARIBBEAN PRIDE	8	8.5m	16.2m (1)	9.5m (1)	2:44.04	28.22s	28.86s
12 APIECEOFLOU	9	12.0m	24.6m (1)	14.5m (2)	2:44.31	27.98s	28.77s
13 KEAYANG ALEX	10	19.5m	28.5m (1)	18.4m (2)	2:44.88	27.98s	29.06s
10 JILLIBY FLASH	11	27.6m	20.7m (1)	10.6m (2)	2:45.49	27.98s	30.23s
1 EMRITES	12	66.8m	47.1m (0)	43.6m (0)	2:48.47	28.46s	30.85s

Finish Position and metres gained from 800m



PJ Harness Analyser

Sectional Analysis Software – Not just a formguide!

www.facebook.com/PJHarnessRacing



RISE Digital, Harness Racing Australia nor the provider accepts any responsibility for the completeness or accuracy of any of the information contained herein, and makes no representations about its suitability for any particular purpose. Users should make their own judgements about those matters and/or seek independent advice. You assume all risks associated with use of data provided on this page

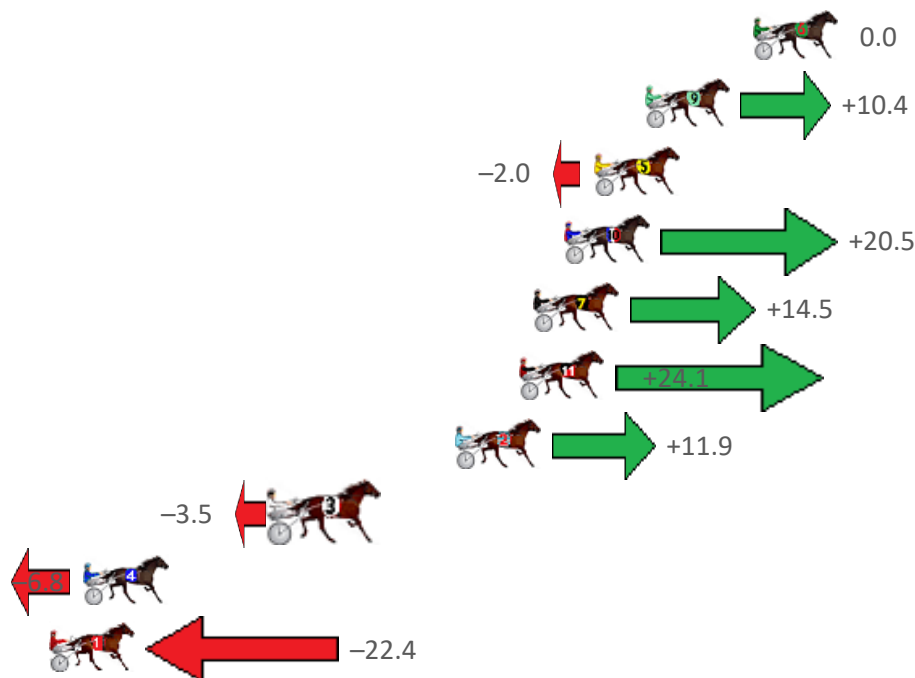
Shepparton Race 6 Distance 1690m

Tuesday, 15 August 2023

Gross Time: 2:01.10 MileRate: 1:55.30 LeadTime: 5.00s First Qtr: 28.60s Second Qtr: 29.50s Third Qtr: 28.40s Fourth Qtr: 29.60s

NoHorse	Plc	Mar	800 Posi	400 Posi	Time	3rd Qtr	4th Qtr
6 FASHION ICON	1	0.0m	0.0m (0)	0.0m (0)	2:01.10	28.40s	29.60s
9 NIGHT SCHOOL	2	4.3m	14.7m (0)	11.7m (0)	2:01.43	28.20s	29.09s
5 ROSLYN GAYE	3	6.3m	4.3m (0)	5.0m (0)	2:01.59	28.46s	29.73s
10 JEREMY WELLS	4	7.5m	28.0m (1)	22.8m (3)	2:01.68	28.06s	28.54s
7 HIGH FLUX	5	8.7m	23.2m (0)	16.4m (0)	2:01.77	27.94s	29.09s
11 MAAS BETTING AGAI	6	9.3m	33.4m (0)	22.2m (0)	2:01.82	27.64s	28.72s
2 BETA THAN LOVE	7	11.8m	23.7m (1)	20.0m (2)	2:02.02	28.16s	29.08s
3 HOLI STARZZZ	8	18.8m	15.3m (1)	12.2m (2)	2:02.56	28.20s	30.18s
4 OUR CHEEKY DEVIL	9	26.6m	19.8m (1)	16.7m (1)	2:03.16	28.20s	30.46s
1 HEAVENSWAY	10	31.5m	9.1m (0)	10.0m (1)	2:03.54	28.48s	31.32s

Finish Position and metres gained from 800m



PJ Harness Analyser

Sectional Analysis Software – Not just a formguide!

www.facebook.com/PJHarnessRacing



RISE Digital, Harness Racing Australia nor the provider accepts any responsibility for the completeness or accuracy of any of the information contained herein, and makes no representations about its suitability for any particular purpose. Users should make their own judgements about those matters and/or seek independent advice. You assume all risks associated with use of data provided on this page

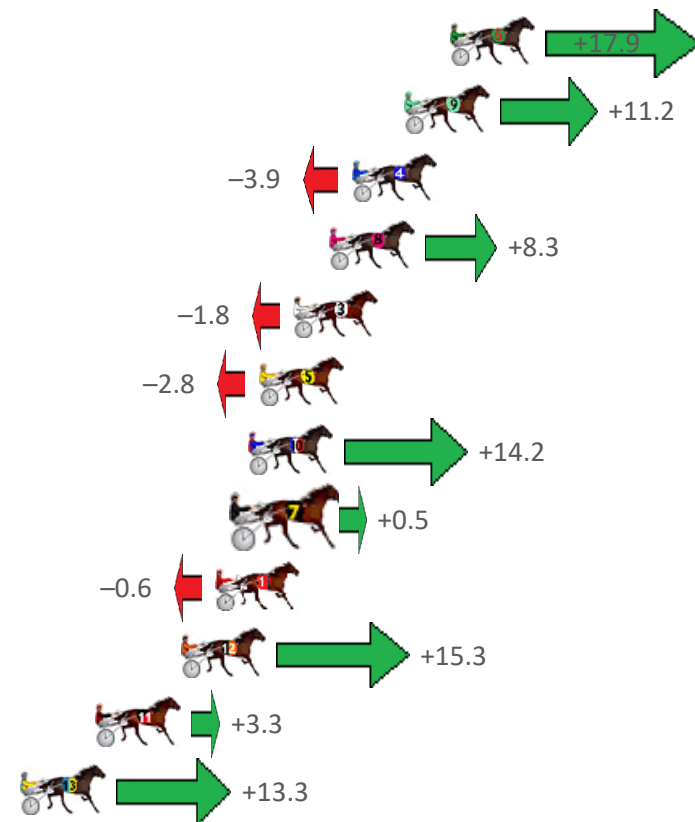
Shepparton Race 7 Distance 2190m

Tuesday, 15 August 2023

Gross Time: 2:49.00 MileRate: 2:04.20 LeadTime: 44.80s First Qtr: 33.10s Second Qtr: 32.90s Third Qtr: 29.60s Fourth Qtr: 28.60s

NoHorse	Plc	Mar	800 Posi	400 Posi	Time	3rd Qtr	4th Qtr
6 WAITINGNORUNS	1	0.0m	17.9m (1)	7.2m (2)	2:49.00	28.80s	28.08s
9 PRESIDENTSLASTLAD	2	1.8m	13.0m (1)	2.2m (2)	2:49.14	28.80s	28.58s
4 SHAKEN SANDS	3	3.9m	0.0m (0)	0.0m (0)	2:49.29	29.60s	28.89s
8 TINO TERE MAORI	4	4.8m	13.1m (0)	9.4m (1)	2:49.36	29.32s	28.28s
3 CHEEKI PHILTRA	5	6.2m	4.4m (0)	4.4m (0)	2:49.47	29.60s	28.75s
5 DALLAS NIKOLAY	6	7.6m	4.8m (1)	1.1m (1)	2:49.57	29.32s	29.09s
10 VICTORTHEINFLICTO	7	8.0m	22.2m (1)	13.8m (1)	2:49.60	28.96s	28.20s
7 COURTS BLISS	8	8.2m	8.7m (1)	5.5m (1)	2:49.62	29.36s	28.82s
1 MEROLAMAGIC	9	9.3m	8.7m (0)	8.3m (0)	2:49.70	29.56s	28.70s
12 IM THE MIGHTYGRA	10	10.7m	26.0m (1)	11.6m (2)	2:49.80	28.52s	28.56s
11 PETE MITCHELL	11	14.1m	17.4m (0)	13.3m (0)	2:50.06	29.28s	28.70s
13 KELLYS IDEAL	12	17.1m	30.4m (1)	15.5m (2)	2:50.28	28.48s	28.76s

Finish Position and metres gained from 800m



PJ Harness Analyser

Sectional Analysis Software – Not just a formguide!

www.facebook.com/PJHarnessRacing



RISE Digital, Harness Racing Australia nor the provider accepts any responsibility for the completeness or accuracy of any of the information contained herein, and makes no representations about its suitability for any particular purpose. Users should make their own judgements about those matters and/or seek independent advice. You assume all risks associated with use of data provided on this page

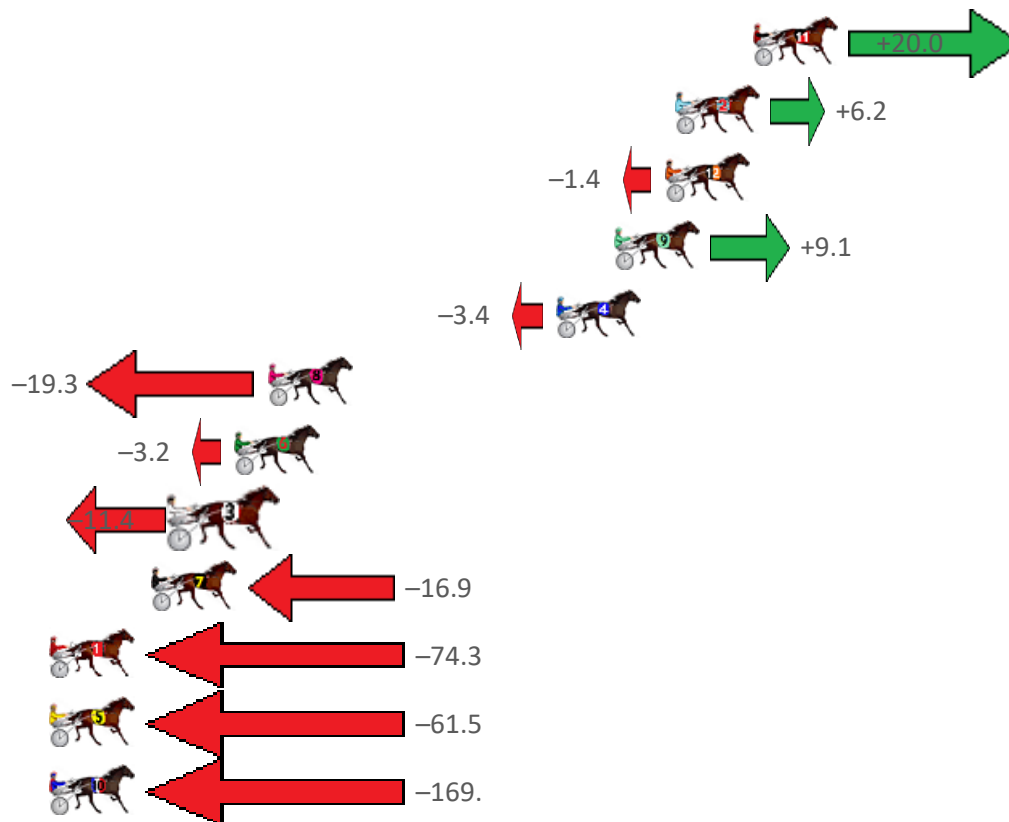
Shepparton Race 8 Distance 2190m

Tuesday, 15 August 2023

Gross Time: 2:48.90 MileRate: 2:04.10 LeadTime: 45.80s First Qtr: 31.80s Second Qtr: 31.70s Third Qtr: 29.60s Fourth Qtr: 30.00s

NoHorse	Plc	Mar	800 Posi	400 Posi	Time	3rd Qtr	4th Qtr
11 FOCUS	1	0.0m	20.0m (2)	9.2m (2)	2:48.90	28.81s	29.32s
2 THE CHOOK	2	3.1m	9.3m (0)	8.6m (0)	2:49.14	29.56s	29.60s
12 BULLAPARK BENO	3	3.5m	2.1m (1)	1.6m (1)	2:49.18	29.56s	30.16s
9 FLOATING MOUNTAI	4	5.5m	14.6m (2)	4.9m (2)	2:49.33	28.89s	30.07s
4 LINDY GRACE	5	7.8m	4.4m (0)	4.3m (0)	2:49.51	29.60s	30.29s
8 ESS KAY HOLLYWOO	6	19.3m	0.0m (0)	0.0m (0)	2:50.42	29.60s	31.52s
6 MOJITO MADNESS	7	20.6m	17.4m (1)	16.7m (0)	2:50.52	29.56s	30.38s
3 TWIXTEN	8	22.8m	11.4m (1)	11.9m (1)	2:50.69	29.64s	30.91s
7 MALHANA MUSCLES	9	23.9m	7.0m (1)	7.6m (1)	2:50.78	29.64s	31.32s
1 LITTLE TEDEY	10	87.9m	13.6m (0)	42.7m (0)	2:55.81	31.76s	33.75s
5 MONEY TALKS	11	150.1m	88.6m (0)	99.9m (0)	3:00.69	30.48s	34.39s
10 IMA ZIABEE	12	415.8m	246.3m (0)	276.7m (0)	3:21.57	31.98s	42.17s

Finish Position and metres gained from 800m



PJ Harness Analyser

Sectional Analysis Software – Not just a formguide!

www.facebook.com/PJHarnessRacing



RISE Digital, Harness Racing Australia nor the provider accepts any responsibility for the completeness or accuracy of any of the information contained herein, and makes no representations about its suitability for any particular purpose. Users should make their own judgements about those matters and/or seek independent advice. You assume all risks associated with use of data provided on this page

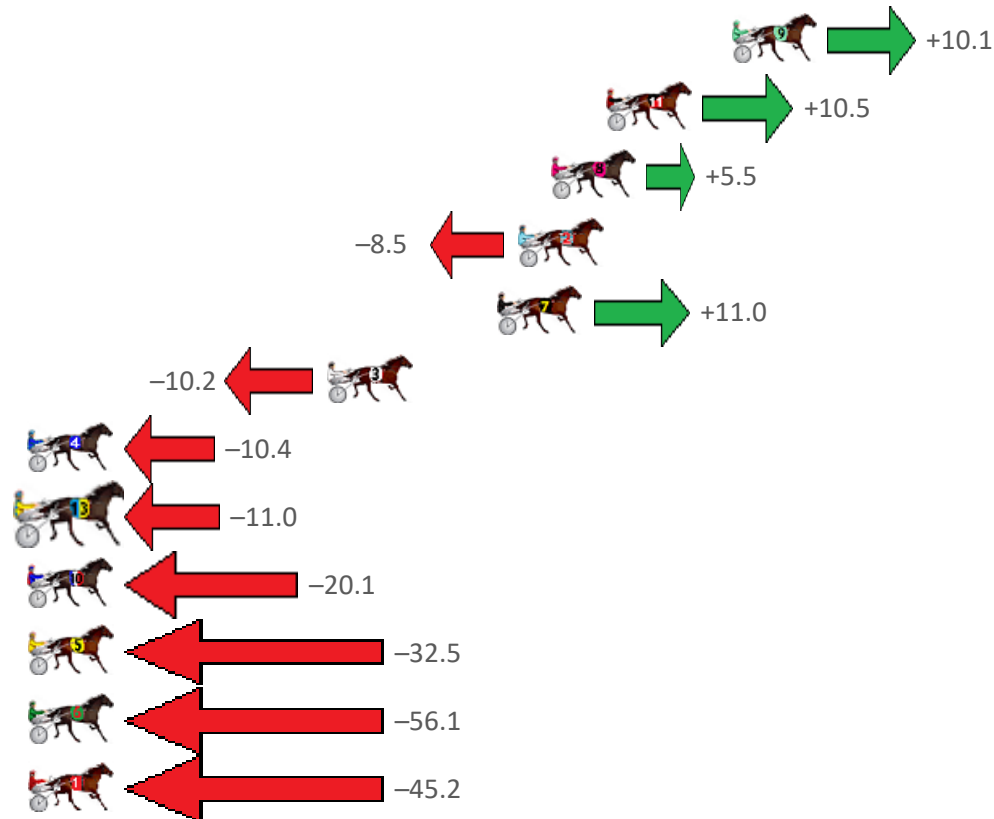
Shepparton Race 9 Distance 2190m

Tuesday, 15 August 2023

Gross Time: 2:47.10 MileRate: 2:02.80 LeadTime: 44.30s First Qtr: 30.90s Second Qtr: 30.60s Third Qtr: 30.20s Fourth Qtr: 31.10s

NoHorse	Plc	Mar	800 Posi	400 Posi	Time	3rd Qtr	4th Qtr
9 DANCES	1	0.0m	10.1m (0)	8.9m (1)	2:47.10	30.12s	30.42s
11 HI HO KYVALLEY	2	5.0m	15.5m (0)	12.6m (1)	2:47.51	30.00s	30.55s
8 YOGI SON	3	7.2m	12.7m (1)	4.2m (0)	2:47.69	29.56s	31.37s
2 SONNYBOY	4	8.5m	0.0m (0)	0.0m (0)	2:47.79	30.20s	31.79s
7 PESCO POLLO	5	9.3m	20.3m (0)	14.2m (0)	2:47.86	29.76s	30.78s
3 THE GIRLS GOTFLAIR	6	16.1m	5.9m (0)	7.9m (0)	2:48.41	30.36s	31.81s
4 SPIDER BLOOD	7	42.9m	32.5m (0)	24.7m (0)	2:50.59	29.64s	32.71s
13 ROCKFORD PEACH	8	45.0m	34.0m (2)	29.4m (0)	2:50.76	29.89s	32.52s
10 KALARNEY PRINCE	9	46.7m	26.6m (1)	27.8m (2)	2:50.90	30.32s	32.78s
5 BELLMAC BAMBI	10	53.8m	21.3m (1)	27.8m (1)	2:51.47	30.72s	33.35s
6 ME PAT MALONE	11	89.1m	33.0m (1)	38.9m (0)	2:54.35	30.68s	35.39s
1 CMON CARL LEE	12	101.4m	56.2m (0)	66.4m (0)	2:55.35	31.04s	34.29s

Finish Position and metres gained from 800m



PJ Harness Analyser

Sectional Analysis Software – Not just a formguide!

www.facebook.com/PJHarnessRacing



RISE Digital, Harness Racing Australia nor the provider accepts any responsibility for the completeness or accuracy of any of the information contained herein, and makes no representations about its suitability for any particular purpose. Users should make their own judgements about those matters and/or seek independent advice. You assume all risks associated with use of data provided on this page


Shepparton Race 10 Distance 1690m

Tuesday, 15 August 2023

Gross Time: 2:05.10 MileRate: 1:59.20 LeadTime: 5.20s First Qtr: 30.50s Second Qtr: 30.20s Third Qtr: 29.50s Fourth Qtr: 29.70s

NoHorse	Plc	Mar	800 Posi	400 Posi	Time	3rd Qtr	4th Qtr
1 TEX GOES BANG	1	0.0m	4.4m (0)	4.4m (0)	2:05.10	29.50s	29.38s
2 IMAGE OF STARZZZ	2	2.4m	0.0m (0)	0.3m (0)	2:05.29	29.52s	29.87s
4 SAFE JEWELS	3	3.7m	2.1m (1)	0.0m (1)	2:05.39	29.34s	29.99s
8 GO GEORGE GO	3	3.7m	8.7m (0)	8.7m (0)	2:05.39	29.50s	29.35s
3 STELLAR QUEEN	5	7.4m	6.5m (1)	3.8m (1)	2:05.68	29.30s	30.00s
5 SELF EXCLUSION	6	7.6m	10.9m (1)	6.0m (2)	2:05.69	29.14s	29.85s
11 FLY LIKE AN ANGEL	7	10.9m	24.0m (1)	10.9m (2)	2:05.95	28.54s	29.75s
10 BRONSKI MOMENT	8	12.9m	19.6m (1)	15.2m (2)	2:06.10	29.18s	29.58s
9 FANTASY BEACH	9	13.1m	15.2m (1)	11.4m (1)	2:06.12	29.22s	29.88s
6 TERROROAN	10	26.1m	29.4m (1)	16.9m (0)	2:07.13	28.58s	30.49s

Finish Position and metres gained from 800m



PJ Harness Analyser

Sectional Analysis Software – Not just a formguide!

www.facebook.com/PJHarnessRacing



RISE Digital, Harness Racing Australia nor the provider accepts any responsibility for the completeness or accuracy of any of the information contained herein, and makes no representations about its suitability for any particular purpose. Users should make their own judgements about those matters and/or seek independent advice. You assume all risks associated with use of data provided on this page