

Shepparton Race 1 Distance 2190m

Tuesday, 13 August 2024

Gross Time: 2:44.60

MileRate: 2:01.00

LeadTime: 41.20s

First Qtr: 31.50s

Second Qtr: 31.90s

Third Qtr: 29.60s


Fourth Qtr: 30.40s

DATA TABLE: 800 / 400 Posi's are position from leader and (how wide the horse was at that position)

No	Horse	Plc	Mar	800 Posi	400 Posi	Time	3rd Qtr	4th Qt
4	JAPANESE MIKI	1	0.0m	1.6m (1)	0.0m (1)	2:44.60	29.48s	30.40s
3	UNIT FORTY ONE	2	0.5m	0.0m (0)	0.5m (0)	2:44.64	29.64s	30.40s
6	ABRAHAM	3	2.7m	15.7m (1)	14.5m (1)	2:44.81	29.52s	29.53s
7	CRAZY ON THE BEACH	4	4.6m	4.9m (0)	4.6m (0)	2:44.97	29.58s	30.43s
11	IVE AN IDEA	5	6.9m	23.4m (0)	22.5m (1)	2:45.15	29.56s	29.27s
10	SPOT THE DEVIL	6	11.5m	10.8m (1)	9.7m (1)	2:45.52	29.52s	30.60s
1	ROYLE BLOOD	7	11.0m	9.3m (0)	8.3m (0)	2:45.48	29.54s	30.66s
12	FRANKIE FIREFLY	8	15.3m	24.4m (1)	23.3m (2)	2:45.82	29.54s	29.88s
5	SAYCHELLES	9	16.2m	20.3m (1)	18.5m (1)	2:45.89	29.48s	30.31s
8	WINSUM BELLA	10	47.4m	13.6m (0)	19.3m (0)	2:48.37	30.04s	32.73s
2	NAYOMI	11	50.1m	18.5m (0)	26.8m (0)	2:48.59	30.24s	32.39s
9	ON A NIGHT	12	119.4m	6.5m (1)	4.3m (1)	2:54.10	29.44s	39.58s


Finish Position and metres gained

First Arrow shows distance gain/loss from 2nd Qtr to 3rd Qtr,
Second Arrow shows distance gain/loss from 3rd Qtr to Finish
Blue arrow indicates best gain in these quarters.



800

Visual positions in race at 2nd Quarter



400

Visual positions in race at 3rd Quarter



Powered by



Harness Analyser

Sectional Analysis Software

Not just form | Free Trial

www.facebook.com/PJHarnessRacing



RISE Digital, Harness Racing Australia nor the provider accepts any responsibility for the completeness or accuracy of any of the information contained herein, and makes no representations about its suitability for any particular purpose. Users should make their own judgements about those matters and/or seek independent advice. You assume all risks associated with use of data provided on this page

Shepparton Race 2 Distance 1690m

Tuesday, 13 August 2024

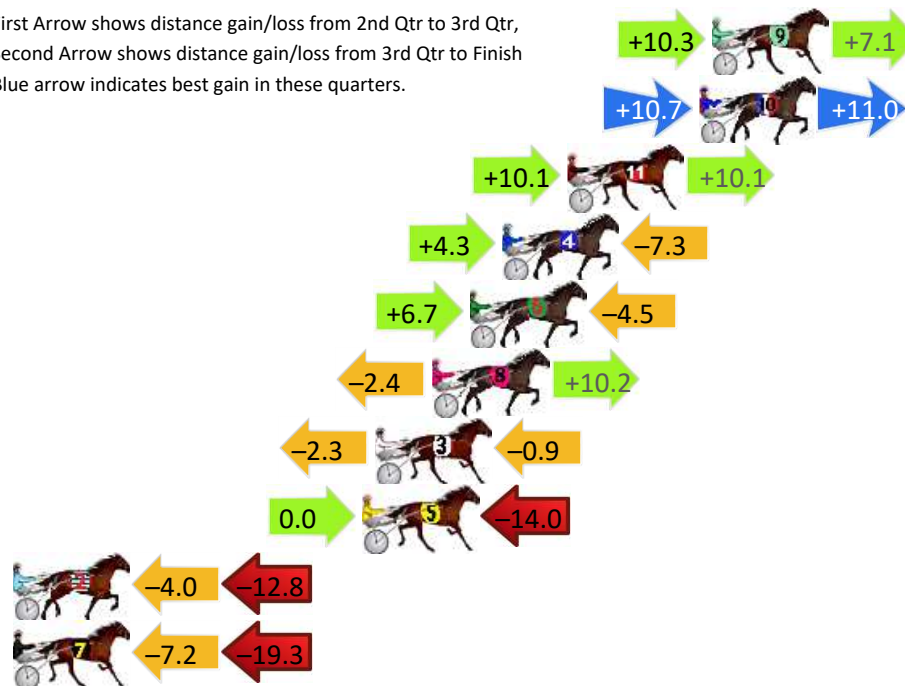
Gross Time: 2:04.70 MileRate: 1:58.80 LeadTime: 5.70s First Qtr: 28.70s Second Qtr: 31.70s Third Qtr: 29.60s Fourth Qtr: 29.00s

DATA TABLE: 800 / 400 Posi's are position from leader and (how wide the horse was at that position)

No	Horse	Plc	Mar	800 Posi	400 Posi	Time	3rd Qtr	4th Qt
9	BARWEN STORM	1	0.0m	17.4m (1)	7.1m (1)	2:04.70	28.84s	28.48s
10	MAJOR SUSPECT	2	0.5m	22.2m (1)	11.5m (2)	2:04.74	28.80s	28.20s
11	ALTA BEDFORD	3	5.8m	26.0m (1)	15.9m (2)	2:05.14	28.84s	28.28s
4	CHEEKI PHILTRA	4	8.4m	5.4m (1)	1.1m (1)	2:05.34	29.28s	29.56s
6	OUR MYSTERY BET	5	9.7m	11.9m (1)	5.2m (0)	2:05.44	29.10s	29.36s
8	OHHEMMJAY CRESCO	6	11.2m	19.0m (0)	21.4m (1)	2:05.55	29.76s	28.29s
3	TERROROAN	7	13.5m	10.3m (0)	12.6m (1)	2:05.73	29.76s	29.11s
5	ALIZA HILL	8	14.0m	0.0m (0)	0.0m (0)	2:05.77	29.60s	30.07s
2	COBBER MAC	9	31.5m	14.7m (0)	18.7m (0)	2:07.10	29.88s	30.04s
7	BEAU BRONSKI	10	31.9m	5.4m (0)	12.6m (0)	2:07.13	30.12s	30.51s

Finish Position and metres gained

First Arrow shows distance gain/loss from 2nd Qtr to 3rd Qtr, Second Arrow shows distance gain/loss from 3rd Qtr to Finish
Blue arrow indicates best gain in these quarters.



Visual positions in race at 2nd Quarter



Visual positions in race at 3rd Quarter

Shepparton Race 3 Distance 2190m

Tuesday, 13 August 2024

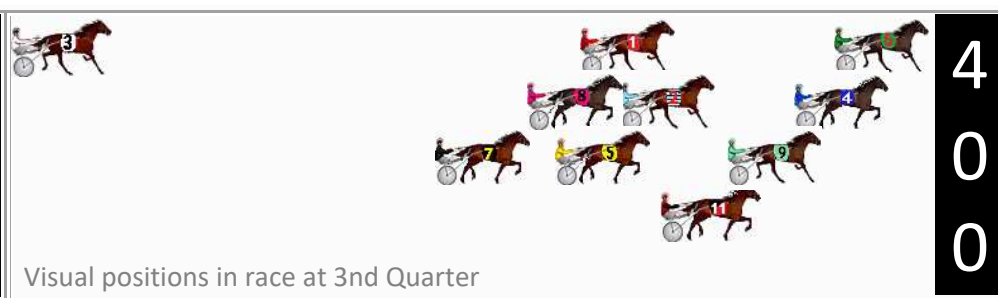


Gross Time: 2:45.90 MileRate: 2:01.90 LeadTime: 42.40s First Qtr: 32.20s Second Qtr: 31.10s Third Qtr: 29.50s Fourth Qtr: 30.70s

DATA TABLE: 800 / 400 Posi's are position from leader and (how wide the horse was at that position)

No	Horse	Plc	Mar	800 Posi	400 Posi	Time	3rd Qtr	4th Qt
5	MYNAMEISRUBY	1	0.0m	21.5m (1)	11.2m (2)	2:45.90	28.76s	29.86s
11	STELLAR QUEEN	2	0.4m	17.4m (1)	7.0m (3)	2:45.93	28.74s	30.21s
6	PLAYNICE	3	6.3m	0.0m (0)	0.0m (0)	2:46.41	29.50s	31.21s
8	ROMANY BROWN	4	9.1m	8.2m (0)	12.3m (1)	2:46.63	29.82s	30.51s
9	ROBERTS DELIGHT	5	9.5m	13.3m (1)	4.3m (2)	2:46.66	28.84s	31.14s
2	PINNACLE HOPE	6	18.8m	9.0m (1)	8.6m (1)	2:47.41	29.48s	31.57s
7	FANTASY BEACH	7	20.5m	28.3m (1)	16.0m (2)	2:47.55	28.62s	31.15s
4	MOP	8	24.5m	4.9m (1)	1.6m (1)	2:47.87	29.26s	32.55s
1	WELL WELL	9	46.1m	3.8m (0)	10.2m (0)	2:49.60	29.98s	33.64s
3	NOBLE JULIA	10	119.5m	69.0m (0)	78.6m (0)	2:55.50	30.32s	34.42s

Finish Position and metres gained

First Arrow shows distance gain/loss from 2nd Qtr to 3rd Qtr, Second Arrow shows distance gain/loss from 3rd Qtr to Finish
Blue arrow indicates best gain in these quarters.



Shepparton Race 4 Distance 1690m

Tuesday, 13 August 2024


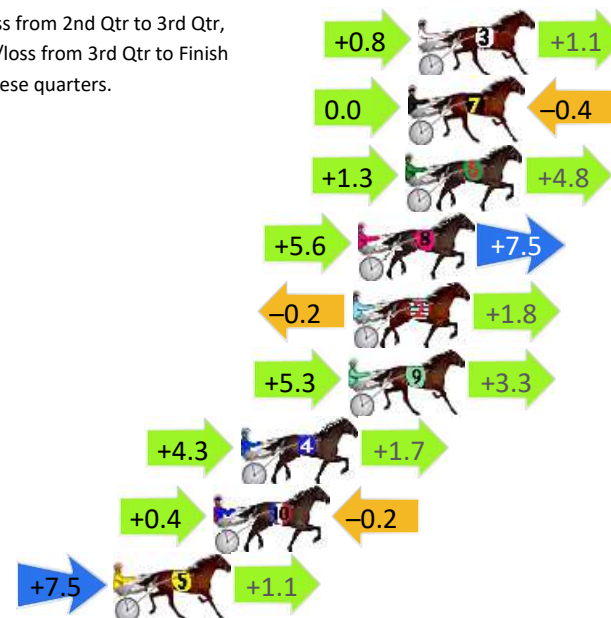
Gross Time: 2:04.60 MileRate: 1:58.60 LeadTime: 5.60s First Qtr: 29.00s Second Qtr: 31.70s Third Qtr: 28.90s Fourth Qtr: 29.40s

DATA TABLE: 800 / 400 Posi's are position from leader and (how wide the horse was at that position)

NoHorse	Plc	Mar	800 Posi	400 Posi	Time	3rd Qtr	4th Qt
3 SHEZABLUCHIP	1	0.0m	1.9m (1)	1.1m (1)	2:04.60	28.84s	29.32s
7 ARRAPS	2	0.4m	0.0m (0)	0.0m (0)	2:04.63	28.90s	29.43s
6 BRONSKI MOMENT	3	0.5m	6.6m (1)	5.3m (1)	2:04.64	28.80s	29.06s
8 ROAM	4	2.4m	15.5m (1)	9.9m (2)	2:04.79	28.50s	28.87s
2 ROLLING REMONA	5	2.6m	4.2m (0)	4.4m (0)	2:04.80	28.92s	29.28s
9 CRESCO THREEPEAT	6	2.8m	11.4m (1)	6.1m (2)	2:04.82	28.52s	29.18s
4 KITCH MACRAY	7	7.1m	13.1m (0)	8.8m (1)	2:05.15	28.60s	29.31s
10 KELLYS IDEAL	8	8.2m	8.4m (0)	8.0m (0)	2:05.23	28.88s	29.45s
5 THE BANKER	9	12.2m	20.8m (1)	13.3m (0)	2:05.54	28.36s	29.38s

Finish Position and metres gained

First Arrow shows distance gain/loss from 2nd Qtr to 3rd Qtr,
Second Arrow shows distance gain/loss from 3rd Qtr to Finish
Blue arrow indicates best gain in these quarters.



800

Visual positions in race at 2nd Quarter



400

Visual positions in race at 3rd Quarter



Shepparton Race 5 Distance 2190m

Tuesday, 13 August 2024


Gross Time: 2:42.30 MileRate: 1:59.20 LeadTime: 41.70s First Qtr: 31.00s Second Qtr: 31.50s Third Qtr: 28.80s Fourth Qtr: 29.30s

DATA TABLE: 800 / 400 Posi's are position from leader and (how wide the horse was at that position)

NoHorse	Plc	Mar	800 Posi	400 Posi	Time	3rd Qtr	4th Qt
3 EYE SEE PHILTRA	1	0.0m	5.0m (0)	4.4m (0)	2:42.30	28.76s	28.98s
8 DASHING	2	3.4m	14.5m (1)	6.1m (2)	2:42.56	28.20s	29.12s
4 OUR ULTIMATE GRACY	3	5.7m	0.0m (0)	0.0m (0)	2:42.74	28.80s	29.74s
1 ANIMADO	4	5.9m	8.9m (0)	9.4m (0)	2:42.75	28.84s	29.07s
9 SUNSET STRIDE	5	5.9m	4.7m (1)	2.2m (1)	2:42.75	28.62s	29.59s
6 BEE GEE CEE	6	10.8m	18.7m (1)	11.1m (2)	2:43.13	28.26s	29.33s
7 IM DUSTEE	7	11.0m	22.9m (1)	15.0m (2)	2:43.15	28.24s	29.07s
2 MISTER JIMARINGLE	8	11.1m	13.4m (0)	12.5m (1)	2:43.15	28.74s	29.25s
5 LENNY LINCOLN	9	39.7m	9.5m (1)	8.9m (1)	2:45.35	28.76s	31.71s

Finish Position and metres gained

First Arrow shows distance gain/loss from 2nd Qtr to 3rd Qtr,
Second Arrow shows distance gain/loss from 3rd Qtr to Finish
Blue arrow indicates best gain in these quarters.



800

Visual positions in race at 2nd Quarter



400

Visual positions in race at 3rd Quarter



Powered by



Harness Analyser

Sectional Analysis Software

Not just form | Free Trial

www.facebook.com/PJHarnessRacing



RISE Digital, Harness Racing Australia nor the provider accepts any responsibility for the completeness or accuracy of any of the information contained herein, and makes no representations about its suitability for any particular purpose. Users should make their own judgements about those matters and/or seek independent advice. You assume all risks associated with use of data provided on this page

Shepparton Race 6 Distance 1690m

Tuesday, 13 August 2024


Gross Time: 2:02.90 MileRate: 1:57.00 LeadTime: 5.90s First Qtr: 29.50s Second Qtr: 30.70s Third Qtr: 28.60s Fourth Qtr: 28.20s

DATA TABLE: 800 / 400 Posi's are position from leader and (how wide the horse was at that position)

NoHorse	Plc	Mar	800 Posi	400 Posi	Time	3rd Qtr	4th Qt
4 CREDULOUS	1	0.0m	9.5m (1)	2.3m (1)	2:02.90	28.08s	28.04s
1 ROYAL STARZZZ	2	1.3m	5.1m (0)	4.5m (0)	2:03.00	28.56s	27.98s
3 STARZZZ DESTINY	3	2.1m	0.0m (0)	0.0m (0)	2:03.06	28.60s	28.36s
8 SASSINESS	4	3.0m	13.7m (1)	4.0m (2)	2:03.12	27.90s	28.14s
6 ROCKNROLL KISS	5	3.7m	17.7m (1)	7.4m (1)	2:03.17	27.86s	27.95s
2 INSIDE LEG	6	8.4m	9.6m (0)	9.1m (0)	2:03.52	28.56s	28.18s
5 TUPELO BEACH	7	8.9m	15.8m (0)	12.5m (1)	2:03.56	28.36s	27.98s
7 AZOR AHAI	8	13.2m	21.3m (2)	7.9m (2)	2:03.88	27.65s	28.62s

Finish Position and metres gained

First Arrow shows distance gain/loss from 2nd Qtr to 3rd Qtr,
Second Arrow shows distance gain/loss from 3rd Qtr to Finish
Blue arrow indicates best gain in these quarters.



Visual positions in race at 2nd Quarter

800



Visual positions in race at 3rd Quarter

400



Powered by



Harness Analyser

Sectional Analysis Software

Not just form | Free Trial

www.facebook.com/PJHarnessRacing



RISE Digital, Harness Racing Australia nor the provider accepts any responsibility for the completeness or accuracy of any of the information contained herein, and makes no representations about its suitability for any particular purpose. Users should make their own judgements about those matters and/or seek independent advice. You assume all risks associated with use of data provided on this page

Shepparton Race 7 Distance 2190m

Tuesday, 13 August 2024

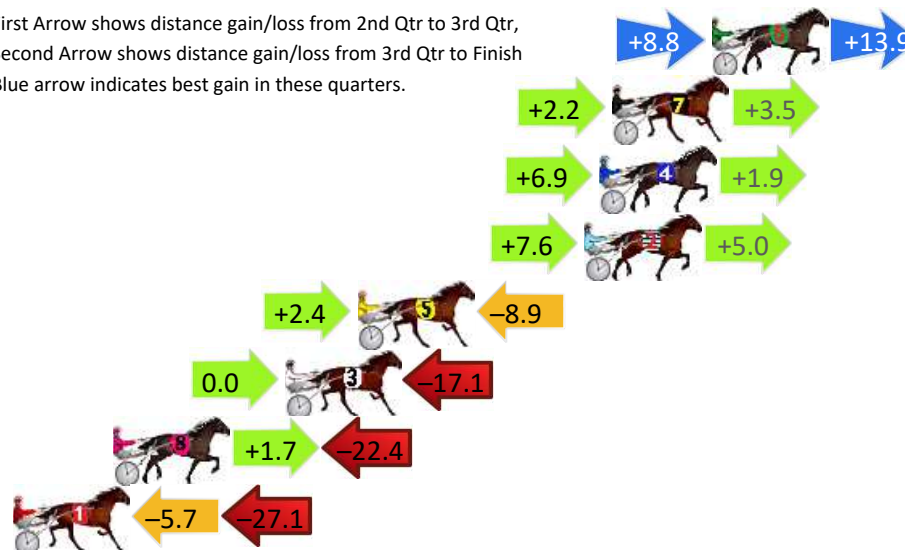
Gross Time: 2:43.70 MileRate: 2:00.30 LeadTime: 42.70s First Qtr: 31.60s Second Qtr: 29.00s Third Qtr: 30.30s Fourth Qtr: 30.10s

DATA TABLE: 800 / 400 Posi's are position from leader and (how wide the horse was at that position)

NoHorse	Plc	Mar	800 Posi	400 Posi	Time	3rd Qtr	4th Qt
6 CORNISHTOWN KID	1	0.0m	22.7m (1)	13.9m (2)	2:43.70	29.70s	29.06s
7 OUT OF EDEN	2	4.0m	9.7m (0)	7.5m (1)	2:44.02	30.16s	29.86s
4 WATCH IT HAPPEN	3	4.5m	13.3m (1)	6.4m (2)	2:44.05	29.82s	29.97s
2 DOOO DONT THINK	4	5.1m	17.7m (1)	10.1m (2)	2:44.10	29.78s	29.74s
5 GOOD DAY	5	14.2m	7.7m (1)	5.3m (0)	2:44.82	30.14s	30.82s
3 SHE HAUNTS EM	6	17.1m	0.0m (0)	0.0m (0)	2:45.05	30.30s	31.45s
8 SCHEMING	7	24.0m	3.3m (1)	1.6m (1)	2:45.59	30.18s	31.87s
1 ROCKSTAR LEO	8	37.8m	5.0m (0)	10.7m (0)	2:46.68	30.74s	32.28s

Finish Position and metres gained

First Arrow shows distance gain/loss from 2nd Qtr to 3rd Qtr,
Second Arrow shows distance gain/loss from 3rd Qtr to Finish
Blue arrow indicates best gain in these quarters.



800

Visual positions in race at 2nd Quarter



400

Visual positions in race at 3rd Quarter



Powered by



Harness Analyser

Sectional Analysis Software

Not just form | Free Trial

www.facebook.com/PJHarnessRacing



RISE Digital, Harness Racing Australia nor the provider accepts any responsibility for the completeness or accuracy of any of the information contained herein, and makes no representations about its suitability for any particular purpose. Users should make their own judgements about those matters and/or seek independent advice. You assume all risks associated with use of data provided on this page

Shepparton Race 8 Distance 2190m

Tuesday, 13 August 2024

Gross Time: 2:50.70

MileRate: 2:05.40

LeadTime: 45.50s

First Qtr: 32.20s

Second Qtr: 31.40s

Third Qtr: 31.20s

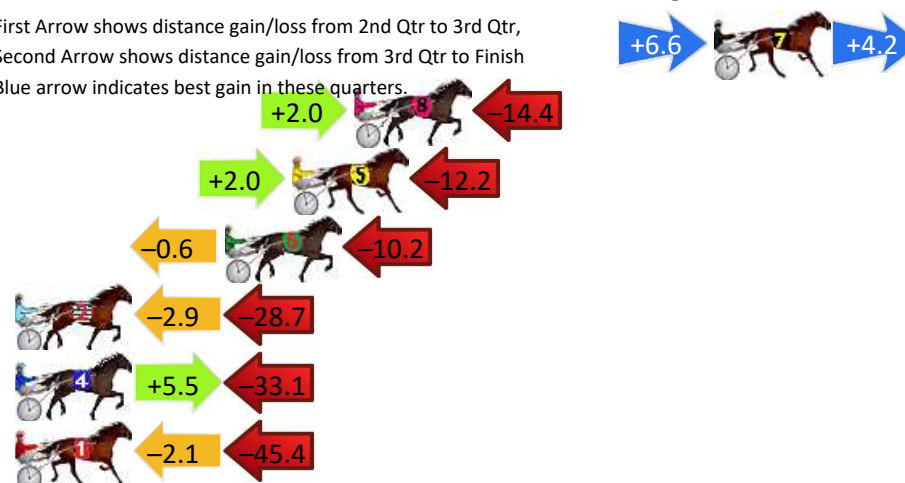
Fourth Qtr: 30.40s

DATA TABLE: 800 / 400 Posi's are position from leader and (how wide the horse was at that position)

NoHorse	Plc	Mar	800 Posi	400 Posi	Time	3rd Qtr	4th Qt
7 KALARNEY PRINCE	1	0.0m	10.8m (1)	4.2m (2)	2:50.70	30.68s	30.08s
8 MACHO MAORI	2	14.4m	2.0m (1)	0.0m (1)	2:51.85	31.04s	31.55s
5 MIDNIGHT AVENGER	3	16.9m	6.7m (1)	4.7m (1)	2:52.04	31.04s	31.38s
6 IVAR	4	19.6m	8.8m (0)	9.4m (1)	2:52.26	31.24s	31.24s
2 DOUBLE DOT	5	36.0m	4.4m (0)	7.3m (0)	2:53.56	31.42s	32.70s
4 MONTANA MUSCLE	6	43.0m	15.4m (1)	9.9m (2)	2:54.12	30.76s	33.06s
1 PLAYA DEL CARMEN	7	47.5m	0.0m (0)	2.1m (0)	2:54.48	31.36s	34.02s

Finish Position and metres gained

First Arrow shows distance gain/loss from 2nd Qtr to 3rd Qtr,
Second Arrow shows distance gain/loss from 3rd Qtr to Finish
Blue arrow indicates best gain in these quarters.



800

Visual positions in race at 2nd Quarter



400

Visual positions in race at 3rd Quarter



Powered by



Harness Analyser

Sectional Analysis Software

Not just form | Free Trial

www.facebook.com/PJHarnessRacing



RISE Digital, Harness Racing Australia nor the provider accepts any responsibility for the completeness or accuracy of any of the information contained herein, and makes no representations about its suitability for any particular purpose. Users should make their own judgements about those matters and/or seek independent advice. You assume all risks associated with use of data provided on this page

Shepparton Race 9 Distance 1690m

Tuesday, 13 August 2024

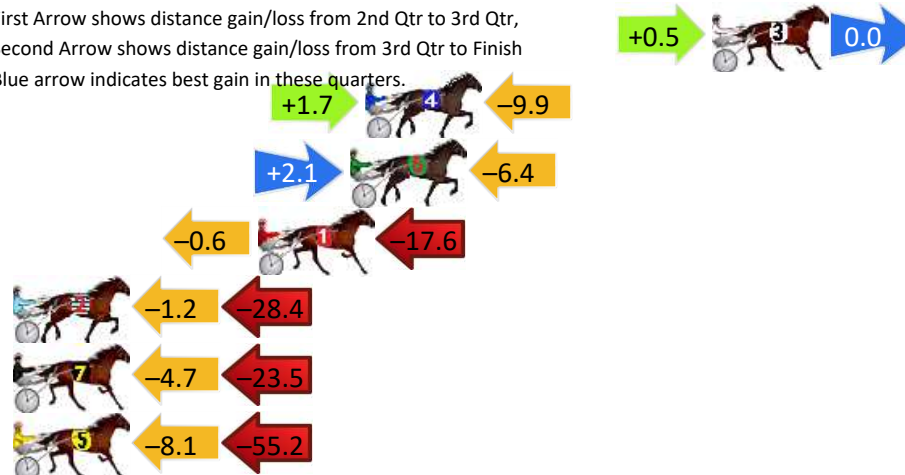
Gross Time: 2:03.10 MileRate: 1:57.20 LeadTime: 5.80s First Qtr: 30.40s Second Qtr: 30.90s Third Qtr: 28.20s Fourth Qtr: 27.80s

DATA TABLE: 800 / 400 Posi's are position from leader and (how wide the horse was at that position)

NoHorse	Plc	Mar	800 Posi	400 Posi	Time	3rd Qtr	4th Qt
3 CALEXICO	1	0.0m	0.5m (1)	0.0m (1)	2:03.10	28.16s	27.80s
4 WICKED MITZI	2	13.9m	5.7m (1)	4.0m (1)	2:04.12	28.08s	28.54s
6 ULTIMATE SAFARI	3	14.5m	10.2m (1)	8.1m (1)	2:04.16	28.04s	28.30s
1 BEACH DELIGHT	4	18.2m	0.0m (0)	0.6m (0)	2:04.43	28.24s	29.09s
2 BRINGSUSJOY	5	34.2m	4.6m (0)	5.8m (0)	2:05.60	28.28s	29.90s
7 NORMANS GIRL	6	43.0m	14.8m (0)	19.5m (1)	2:06.24	28.52s	29.58s
5 RHYTHMOFMYART	7	72.4m	9.1m (0)	17.2m (0)	2:08.39	28.76s	31.89s

Finish Position and metres gained

First Arrow shows distance gain/loss from 2nd Qtr to 3rd Qtr,
Second Arrow shows distance gain/loss from 3rd Qtr to Finish
Blue arrow indicates best gain in these quarters.



800

Visual positions in race at 2nd Quarter



400

Visual positions in race at 3rd Quarter



Shepparton Race 10 Distance 1690m

Tuesday, 13 August 2024


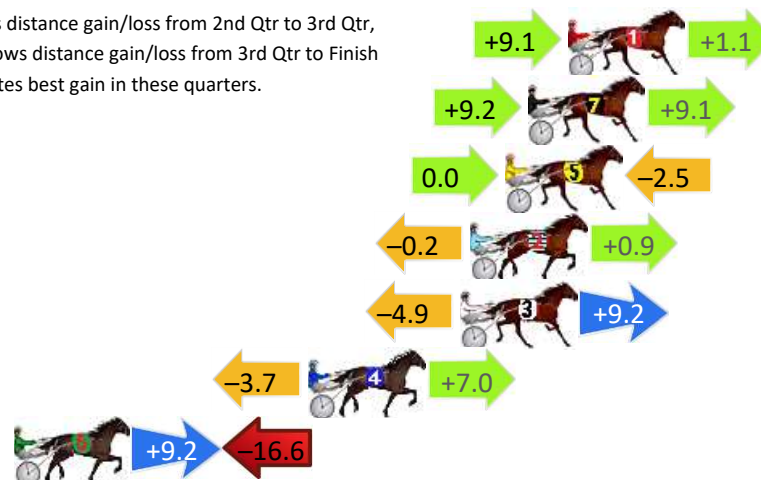
Gross Time: 2:04.40 MileRate: 1:58.40 LeadTime: 5.70s First Qtr: 29.10s Second Qtr: 32.30s Third Qtr: 28.20s Fourth Qtr: 29.10s

DATA TABLE: 800 / 400 Posi's are position from leader and (how wide the horse was at that position)


NoHorse	Plc	Mar	800 Posi	400 Posi	Time	3rd Qtr	4th Qt
1 MY LITTLE BO	1	0.0m	10.2m (1)	1.1m (1)	2:04.40	27.56s	29.02s
7 MAD PUNTA	2	1.6m	19.9m (1)	10.7m (1)	2:04.52	27.56s	28.46s
5 EXCLUSIVE HUSTLER	3	2.5m	0.0m (0)	0.0m (0)	2:04.59	28.20s	29.29s
2 ALOT LIKE PENDLES	4	3.9m	4.6m (0)	4.8m (0)	2:04.70	28.22s	29.06s
3 EVILEYE	5	4.3m	8.6m (0)	13.5m (0)	2:04.73	28.56s	28.47s
4 MY BAD	6	10.4m	13.7m (0)	17.4m (1)	2:05.19	28.48s	28.65s
6 SPIRIT OF SAHARA	7	22.2m	14.8m (1)	5.6m (1)	2:06.09	27.56s	30.39s

Finish Position and metres gained

First Arrow shows distance gain/loss from 2nd Qtr to 3rd Qtr,
Second Arrow shows distance gain/loss from 3rd Qtr to Finish
Blue arrow indicates best gain in these quarters.



Visual positions in race at 2nd Quarter



Visual positions in race at 3rd Quarter



Powered by



Harness Analyser

Sectional Analysis Software

Not just form | Free Trial

www.facebook.com/PJHarnessRacing



RISE Digital, Harness Racing Australia nor the provider accepts any responsibility for the completeness or accuracy of any of the information contained herein, and makes no representations about its suitability for any particular purpose. Users should make their own judgements about those matters and/or seek independent advice. You assume all risks associated with use of data provided on this page