

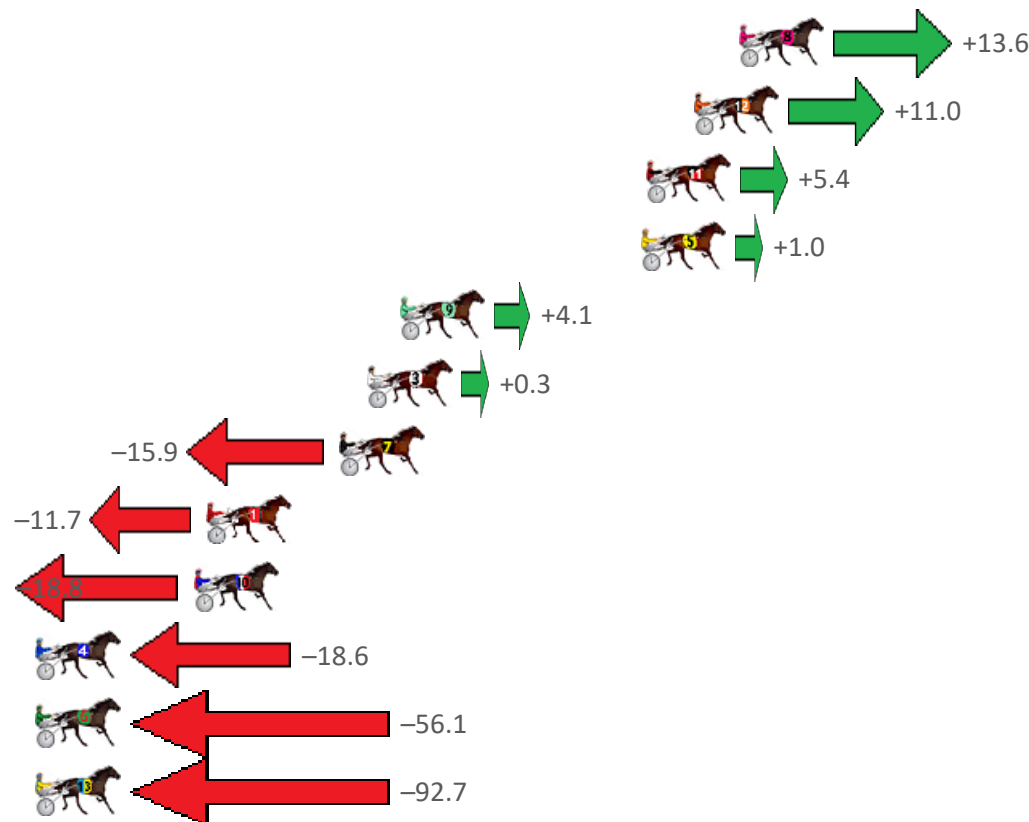
# Shepparton Race 1 Distance 2190m

Saturday, 13 January 2024

Gross Time: 2:38.60 MileRate: 1:56.50 LeadTime: 40.70s First Qtr: 30.00s Second Qtr: 29.70s Third Qtr: 28.00s Fourth Qtr: 30.20s

NoHorse	Plc	Mar	800 Posi	400 Posi	Time	3rd Qtr	4th Qtr
8 SHANLOU	1	0.0m	13.6m (0)	17.0m (0)	2:38.60	28.27s	28.93s
12 BETTORS HOPE	2	1.8m	12.8m (2)	11.1m (2)	2:38.73	27.89s	29.50s
11 REPELLING	3	3.7m	9.1m (2)	7.1m (2)	2:38.87	27.86s	29.94s
5 STARZZZ DESTINY	4	3.9m	4.9m (0)	6.3m (0)	2:38.89	28.11s	30.02s
9 SHAQ	5	13.5m	17.6m (0)	21.9m (0)	2:39.60	28.33s	29.57s
3 DIRECT COMMAND	6	14.8m	15.1m (1)	20.1m (1)	2:39.70	28.38s	29.80s
7 OURMATEMENKO	7	15.9m	0.0m (0)	0.0m (0)	2:39.79	28.00s	31.39s
1 UBETTA KNOT	8	21.2m	9.5m (0)	13.4m (0)	2:40.18	28.30s	30.78s
10 MAXY WANTS TO PL	9	21.7m	2.9m (1)	5.8m (1)	2:40.22	28.21s	31.39s
4 APIECEOFLOU	10	29.7m	11.1m (1)	17.0m (2)	2:40.81	28.45s	31.14s
6 FOLLOWTHEACE	11	62.7m	6.6m (1)	14.4m (1)	2:43.28	28.58s	33.81s
13 KIALLA KID	12	109.5m	16.8m (2)	21.1m (2)	2:46.76	28.33s	36.79s

## Finish Position and metres gained from 800m



**PJ Harness Analyser**  
Sectional Analysis Software – Not just a formguide!

[www.facebook.com/PJHarnessRacing](http://www.facebook.com/PJHarnessRacing)



RISE Digital, Harness Racing Australia nor the provider accepts any responsibility for the completeness or accuracy of any of the information contained herein, and makes no representations about its suitability for any particular purpose. Users should make their own judgements about those matters and/or seek independent advice. You assume all risks associated with use of data provided on this page

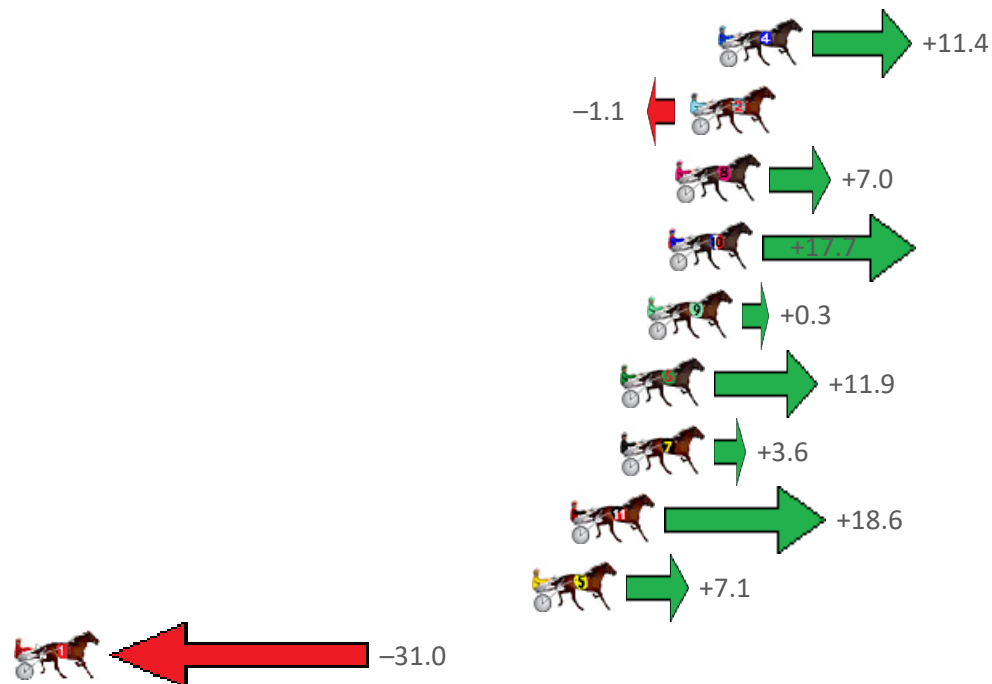
# Shepparton Race 2 Distance 1690m

Saturday, 13 January 2024

Gross Time: 1:59.60 MileRate: 1:53.90 LeadTime: 5.00s First Qtr: 28.20s Second Qtr: 29.40s Third Qtr: 27.70s Fourth Qtr: 29.30s

NoHorse	Plc	Mar	800 Posi	400 Posi	Time	3rd Qtr	4th Qtr
4 LITTLE LOUIE	1	0.0m	11.4m (1)	8.9m (1)	1:59.61	27.54s	28.68s
2 MAJOR THINKER	2	1.1m	0.0m (0)	0.0m (0)	1:59.69	27.70s	29.39s
8 DALVEY ROBYN	3	1.7m	8.7m (0)	11.3m (0)	1:59.74	27.90s	28.64s
10 NORMS LADY	4	2.0m	19.7m (1)	13.6m (2)	1:59.76	27.30s	28.50s
9 NIKI NAH NAH	5	2.8m	3.1m (1)	2.3m (1)	1:59.82	27.64s	29.36s
6 JACCKA CONNOR	6	3.9m	15.8m (1)	9.9m (2)	1:59.90	27.31s	28.90s
7 GLENLEDI ELVIS	7	3.9m	7.5m (1)	5.1m (2)	1:59.90	27.54s	29.24s
11 ALL DA RAGE	8	5.9m	24.5m (1)	14.5m (1)	2:00.05	27.04s	28.72s
5 LE BELLE BIJOUX	9	7.4m	14.5m (0)	15.5m (0)	2:00.17	27.80s	28.77s
1 NOTHINGBUTWAVES	10	35.8m	4.8m (0)	7.5m (0)	2:02.28	27.90s	31.45s

## Finish Position and metres gained from 800m



# PJ Harness Analyser

Sectional Analysis Software – Not just a formguide!

[www.facebook.com/PJHarnessRacing](https://www.facebook.com/PJHarnessRacing)



RISE Digital, Harness Racing Australia nor the provider accepts any responsibility for the completeness or accuracy of any of the information contained herein, and makes no representations about its suitability for any particular purpose. Users should make their own judgements about those matters and/or seek independent advice. You assume all risks associated with use of data provided on this page

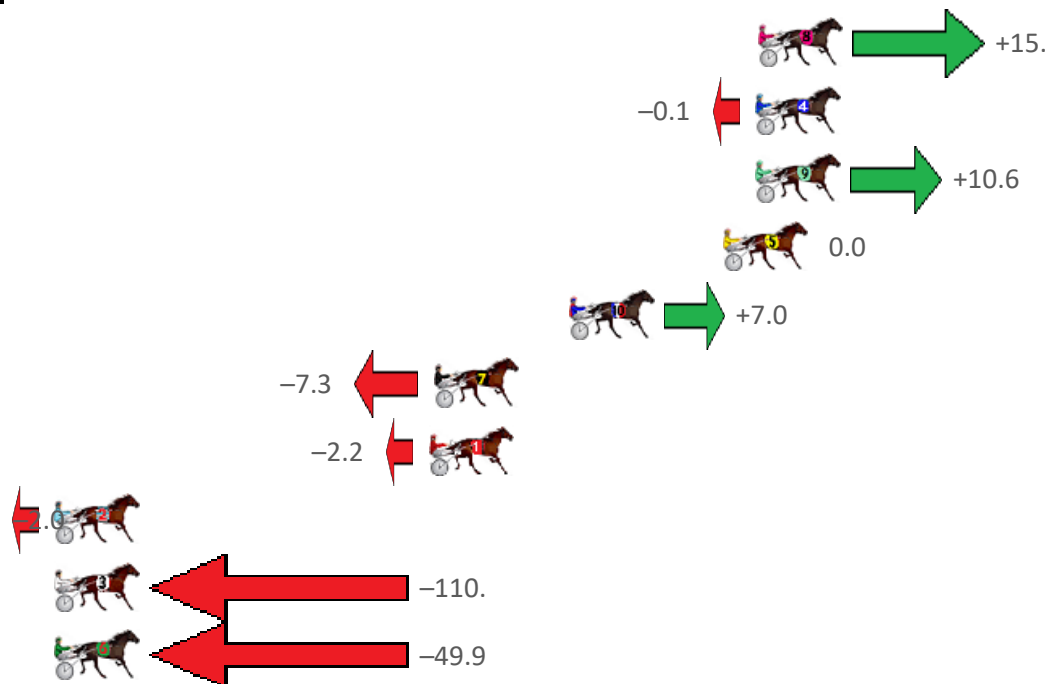
# Shepparton Race 3 Distance 2190m

Saturday, 13 January 2024

Gross Time: 2:43.00 MileRate: 1:59.80 LeadTime: 43.20s First Qtr: 30.40s Second Qtr: 30.90s Third Qtr: 28.40s Fourth Qtr: 30.10s

NoHorse	Plc	Mar	800 Posi	400 Posi	Time	3rd Qtr	4th Qtr
8 LOVE GUN	1	0.0m	15.2m (0)	13.8m (1)	2:42.98	28.33s	29.08s
4 UTOPIA	2	0.1m	0.0m (0)	0.0m (0)	2:42.99	28.40s	30.09s
9 ANYWHERE HUGO	3	0.1m	10.7m (1)	5.1m (1)	2:42.99	28.01s	29.72s
5 NAKED AMBITION	4	1.4m	1.4m (1)	1.0m (1)	2:43.08	28.37s	30.11s
10 BLUE COMAN	5	7.5m	14.5m (1)	10.6m (0)	2:43.54	28.14s	29.87s
7 GOLDEN SUNSET	6	12.9m	5.6m (1)	5.9m (0)	2:43.94	28.43s	30.61s
1 QUAKE PROOF	7	13.1m	10.9m (0)	17.5m (0)	2:43.95	28.90s	29.78s
2 STAR DOWN UNDER	8	28.1m	26.1m (0)	24.8m (0)	2:45.08	28.36s	30.38s
3 BITTA IRISH LUCK	9	116.2m	5.7m (0)	28.9m (0)	2:51.65	30.10s	36.65s
6 QUEEN OF QUEBEC	10	123.1m	73.2m (0)	81.1m (0)	2:52.16	29.13s	33.36s

## Finish Position and metres gained from 800m



**PJ Harness Analyser**  
Sectional Analysis Software – Not just a formguide!

[www.facebook.com/PJHarnessRacing](http://www.facebook.com/PJHarnessRacing)



RISE Digital, Harness Racing Australia nor the provider accepts any responsibility for the completeness or accuracy of any of the information contained herein, and makes no representations about its suitability for any particular purpose. Users should make their own judgements about those matters and/or seek independent advice. You assume all risks associated with use of data provided on this page

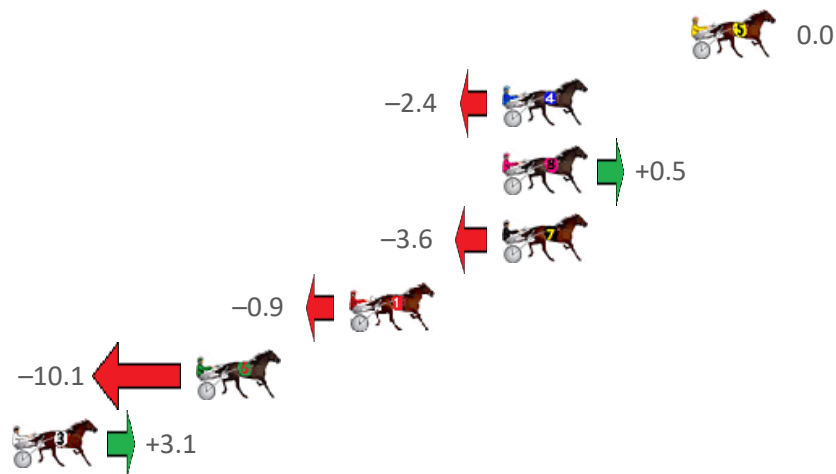
# Shepparton Race 4 Distance 1690m

Saturday, 13 January 2024

Gross Time: 2:03.60 MileRate: 1:57.70 LeadTime: 5.10s First Qtr: 29.80s Second Qtr: 32.10s Third Qtr: 29.40s Fourth Qtr: 27.20s

NoHorse	Plc	Mar	800 Posi	400 Posi	Time	3rd Qtr	4th Qtr
5 SERGEANT LOU	1	0.0m	0.0m (0)	0.0m (0)	2:03.62	29.40s	27.22s
4 THESTATESMAN	2	7.5m	5.1m (0)	5.3m (0)	2:04.17	29.40s	27.40s
8 THE ANSWER	3	7.5m	8.0m (1)	5.7m (1)	2:04.18	29.21s	27.38s
7 KOMODO	4	7.5m	3.9m (1)	1.4m (1)	2:04.18	29.21s	27.68s
1 GOOD TOBE LOCKSL	5	13.6m	12.7m (1)	10.5m (1)	2:04.63	29.21s	27.49s
6 MAGOMEDOV	6	19.7m	9.6m (0)	10.5m (0)	2:05.08	29.44s	27.94s
3 KETO	7	27.0m	30.1m (0)	14.8m (0)	2:05.63	28.24s	28.19s

Finish Position and metres gained from 800m



## PJ Harness Analyser

Sectional Analysis Software – Not just a formguide!

[www.facebook.com/PJHarnessRacing](https://www.facebook.com/PJHarnessRacing)



RISE Digital, Harness Racing Australia nor the provider accepts any responsibility for the completeness or accuracy of any of the information contained herein, and makes no representations about its suitability for any particular purpose. Users should make their own judgements about those matters and/or seek independent advice. You assume all risks associated with use of data provided on this page

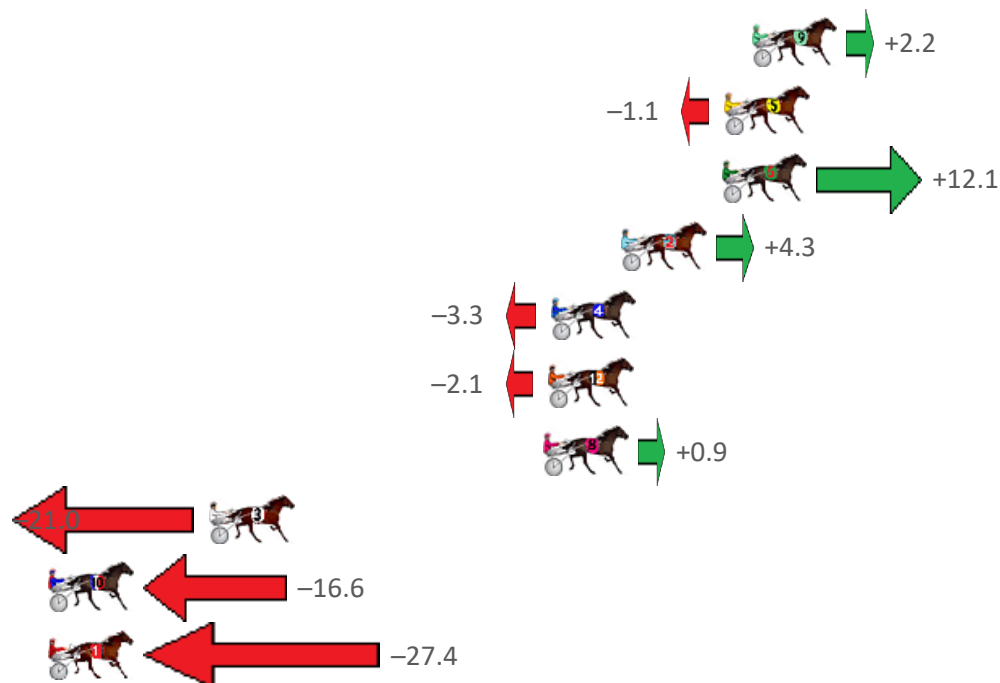
# Shepparton Race 5 Distance 2190m

Saturday, 13 January 2024

Gross Time: 2:40.00 MileRate: 1:57.60 LeadTime: 42.80s First Qtr: 30.60s Second Qtr: 29.10s Third Qtr: 28.10s Fourth Qtr: 29.40s

NoHorse	Plc	Mar	800 Posi	400 Posi	Time	3rd Qtr	4th Qtr
9 TANGOINGWITHSIER	1	0.0m	2.2m (2)	3.4m (2)	2:39.97	28.18s	29.13s
5 INVITATION ONLY	2	1.1m	0.0m (1)	0.0m (1)	2:40.05	28.10s	29.45s
6 SANDAY	3	1.2m	13.3m (1)	10.8m (2)	2:40.06	27.94s	28.69s
2 KENDYS BUTTERFLY	4	5.2m	9.5m (1)	9.8m (1)	2:40.36	28.14s	29.06s
4 OZZIE BATTLER	5	8.0m	4.7m (1)	4.8m (1)	2:40.56	28.11s	29.62s
12 HOT DEAL	6	8.1m	6.0m (2)	7.0m (2)	2:40.56	28.18s	29.46s
8 PLATINUM STRIDE	7	8.3m	9.2m (0)	11.8m (0)	2:40.59	28.30s	29.15s
3 ALBY TWO CHAINS	8	21.6m	0.6m (0)	0.6m (0)	2:41.57	28.10s	30.93s
10 RUSTY CRACKERS	9	30.1m	13.5m (0)	16.4m (0)	2:42.21	28.33s	30.44s
1 MY ULTIMATE BILLY	10	31.8m	4.4m (0)	6.6m (0)	2:42.34	28.27s	31.27s

## Finish Position and metres gained from 800m



# PJ Harness Analyser

Sectional Analysis Software – Not just a formguide!

[www.facebook.com/PJHarnessRacing](http://www.facebook.com/PJHarnessRacing)



RISE Digital, Harness Racing Australia nor the provider accepts any responsibility for the completeness or accuracy of any of the information contained herein, and makes no representations about its suitability for any particular purpose. Users should make their own judgements about those matters and/or seek independent advice. You assume all risks associated with use of data provided on this page

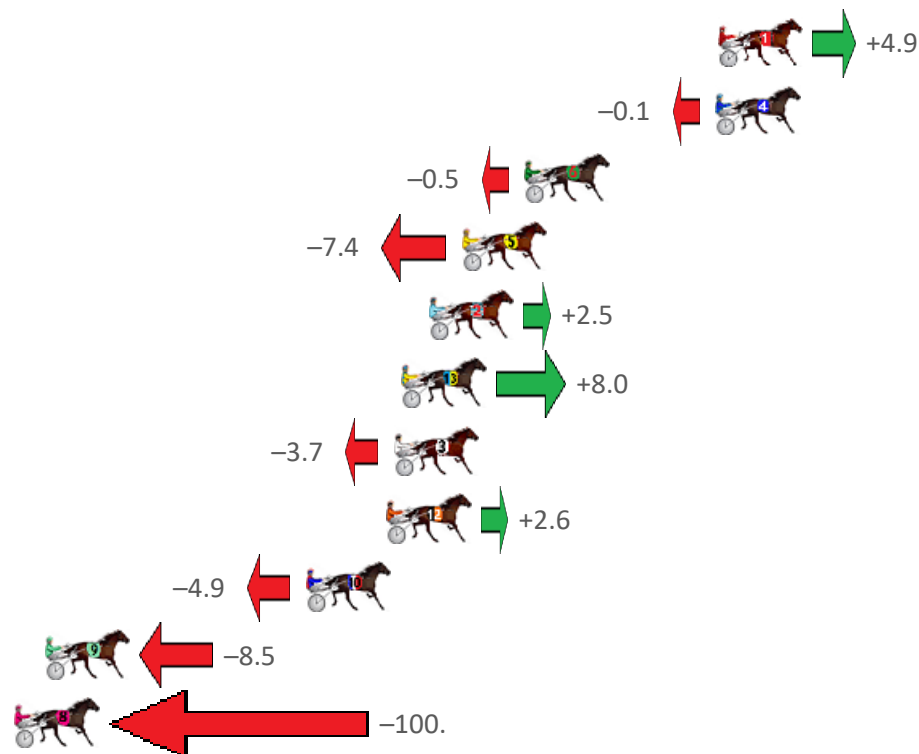
# Shepparton Race 6 Distance 2690m

Saturday, 13 January 2024

Gross Time: 3:15.20 MileRate: 1:56.80 LeadTime: 78.60s First Qtr: 29.90s Second Qtr: 30.50s Third Qtr: 27.90s Fourth Qtr: 28.30s

NoHorse	Plc	Mar	800 Posi	400 Posi	Time	3rd Qtr	4th Qtr
1 CURLY JAMES	1	0.0m	4.9m (0)	5.7m (0)	3:15.16	27.96s	27.86s
4 KANENA PROVLIMA	2	0.1m	0.0m (0)	0.0m (0)	3:15.17	27.90s	28.27s
6 PETES SAID SO	3	7.7m	7.2m (1)	8.2m (1)	3:15.73	27.97s	28.26s
5 TAIPO	4	10.2m	2.8m (1)	2.9m (1)	3:15.92	27.90s	28.82s
2 KOSIMO	5	11.5m	14.0m (0)	14.8m (0)	3:16.01	27.96s	28.08s
13 CORRAVALLY STAR	6	12.6m	20.6m (1)	18.2m (1)	3:16.10	27.74s	27.93s
3 LA CAPTAIN	7	12.9m	9.2m (0)	10.5m (0)	3:16.12	27.99s	28.49s
12 BULLETPROOF BOY	8	13.2m	15.8m (1)	12.9m (2)	3:16.14	27.70s	28.34s
10 SERG BLANCO	9	16.4m	11.5m (1)	8.6m (2)	3:16.38	27.70s	28.88s
9 IDEAL ESCAPE	10	26.8m	18.3m (0)	19.0m (0)	3:17.15	27.96s	28.92s
8 HURRICANE HARLEY	11	254.2m	153.8m (0)	168.9m (0)	3:34.12	29.03s	35.42s

## Finish Position and metres gained from 800m



# PJ Harness Analyser

Sectional Analysis Software - Not just a formguide!

[www.facebook.com/PJHarnessRacing](https://www.facebook.com/PJHarnessRacing)



RISE Digital, Harness Racing Australia nor the provider accepts any responsibility for the completeness or accuracy of any of the information contained herein, and makes no representations about its suitability for any particular purpose. Users should make their own judgements about those matters and/or seek independent advice. You assume all risks associated with use of data provided on this page



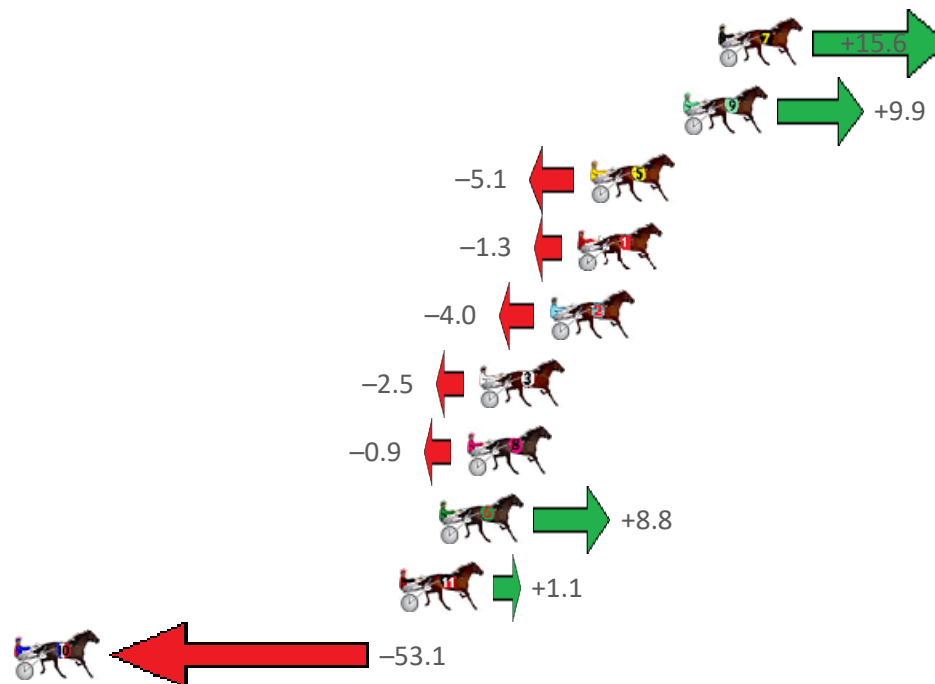
# Shepparton Race 7 Distance 1690m

Saturday, 13 January 2024

Gross Time: 2:01.90 MileRate: 1:56.10 LeadTime: 5.00s First Qtr: 28.90s Second Qtr: 31.30s Third Qtr: 28.00s Fourth Qtr: 28.70s

NoHorse	Plc	Mar	800 Posi	400 Posi	Time	3rd Qtr	4th Qtr
7 HES CHARLIES ANGE	1	0.0m	15.6m (1)	5.7m (2)	2:01.92	27.31s	28.32s
9 CATALPA RESCUE	2	1.4m	11.3m (1)	1.0m (2)	2:02.03	27.28s	28.76s
5 IDEALROCKIDEALROL	3	5.1m	0.0m (0)	0.0m (0)	2:02.30	28.00s	29.10s
1 CAPTAIN WILSON	4	5.6m	4.3m (0)	4.8m (0)	2:02.34	28.04s	28.80s
2 ARNIES ARMY	5	6.7m	2.7m (1)	2.0m (1)	2:02.42	27.95s	29.08s
3 FOREVER YIN	6	9.5m	7.0m (1)	7.1m (1)	2:02.63	28.01s	28.93s
8 DESSIE GEE	7	10.0m	9.1m (0)	9.5m (0)	2:02.67	28.04s	28.80s
6 MAJOR MANBAR	8	11.1m	19.9m (1)	15.2m (2)	2:02.75	27.68s	28.48s
11 MONA MIA	9	12.7m	13.8m (0)	11.9m (1)	2:02.87	27.88s	28.83s
10 MODERN BLISS	10	136.9m	83.8m (0)	90.4m (0)	2:12.12	28.54s	32.55s

Finish Position and metres gained from 800m



**PJ Harness Analyser**  
Sectional Analysis Software – Not just a formguide!

[www.facebook.com/PJHarnessRacing](http://www.facebook.com/PJHarnessRacing)



RISE Digital, Harness Racing Australia nor the provider accepts any responsibility for the completeness or accuracy of any of the information contained herein, and makes no representations about its suitability for any particular purpose. Users should make their own judgements about those matters and/or seek independent advice. You assume all risks associated with use of data provided on this page

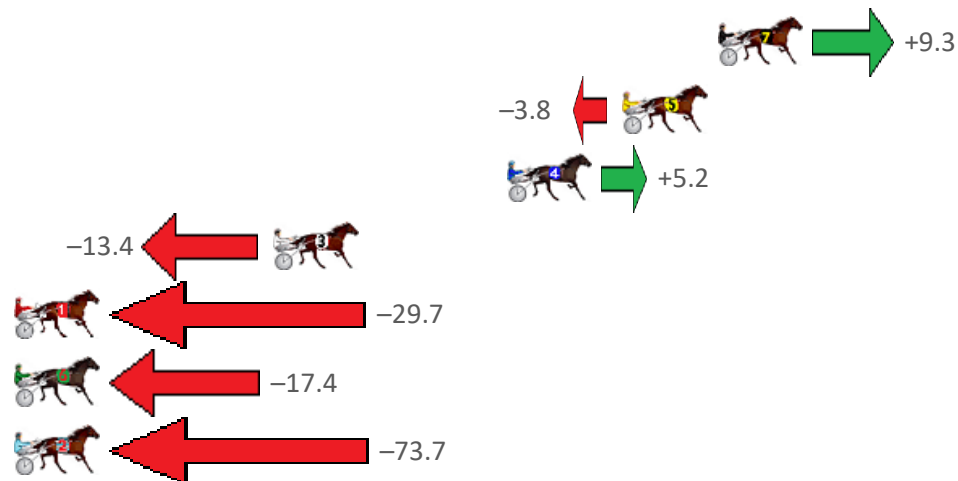
# Shepparton Race 8 Distance 2190m

Saturday, 13 January 2024

Gross Time: 2:44.50 MileRate: 2:00.90 LeadTime: 42.70s First Qtr: 32.00s Second Qtr: 31.40s Third Qtr: 28.40s Fourth Qtr: 30.00s

NoHorse	Plc	Mar	800 Posi	400 Posi	Time	3rd Qtr	4th Qtr
7 IM READY JET	1	0.0m	9.3m (1)	0.0m (1)	2:44.53	27.74s	30.03s
5 KYVALLEY HOTSPUR	2	3.8m	0.0m (0)	1.0m (0)	2:44.81	28.47s	30.24s
4 ILLAWONG STARDUS	3	8.4m	13.6m (1)	13.0m (1)	2:45.15	28.38s	29.71s
3 EBONYS AVENGER	4	17.7m	4.3m (0)	8.3m (0)	2:45.85	28.70s	30.75s
1 ROYAL CHARLOTTE	5	39.1m	9.4m (0)	17.9m (0)	2:47.44	29.04s	31.64s
6 CHINESE WHISPER	6	44.7m	27.3m (0)	23.0m (0)	2:47.87	28.14s	31.70s
2 DAQUIRI	7	78.2m	4.5m (1)	17.9m (1)	2:50.36	29.38s	34.56s

Finish Position and metres gained from 800m



## PJ Harness Analyser

Sectional Analysis Software – Not just a formguide!

[www.facebook.com/PJHarnessRacing](https://www.facebook.com/PJHarnessRacing)



RISE Digital, Harness Racing Australia nor the provider accepts any responsibility for the completeness or accuracy of any of the information contained herein, and makes no representations about its suitability for any particular purpose. Users should make their own judgements about those matters and/or seek independent advice. You assume all risks associated with use of data provided on this page




# Shepparton Race 9 Distance 2190m

Saturday, 13 January 2024

Gross Time: 2:44.60 MileRate: 2:01.00 LeadTime: 42.90s First Qtr: 31.80s Second Qtr: 29.90s Third Qtr: 29.40s Fourth Qtr: 30.60s

NoHorse	Plc	Mar	800 Posi	400 Posi	Time	3rd Qtr	4th Qtr
4 ROAM	1	0.0m	0.0m (0)	0.0m (0)	2:44.60	29.40s	30.60s
9 FANTASY BEACH	2	4.3m	14.0m (1)	8.1m (2)	2:44.92	28.97s	30.32s
2 FELLINI	3	9.1m	9.9m (1)	1.4m (2)	2:45.28	28.77s	31.18s
12 EMRITES	4	17.3m	22.7m (1)	18.8m (1)	2:45.89	29.14s	30.49s
8 JILLIBY SOVEREIGN	5	18.4m	16.4m (0)	14.4m (1)	2:45.97	29.27s	30.90s
10 OUR MYSTERY BET	6	21.1m	18.6m (1)	15.7m (2)	2:46.17	29.21s	31.00s
11 EPIC ORION	7	22.5m	1.7m (1)	1.4m (1)	2:46.28	29.37s	32.18s
1 IM EASY ON THE EYE	8	23.6m	11.4m (0)	15.7m (0)	2:46.36	29.74s	31.19s
7 ALBALOU	9	24.3m	27.2m (1)	19.7m (2)	2:46.41	28.88s	30.94s
5 VICTORTHEINFLECTO	10	28.4m	23.3m (0)	19.7m (0)	2:46.72	29.17s	31.25s
3 CARUSO STAR	11	34.0m	5.9m (0)	10.7m (0)	2:47.14	29.77s	32.34s
6 BETTING ON COURA	12	37.1m	5.8m (1)	9.4m (1)	2:47.36	29.67s	32.66s

Finish Position and metres gained from 800m



**PJ Harness Analyser**  
Sectional Analysis Software – Not just a formguide!

[www.facebook.com/PJHarnessRacing](https://www.facebook.com/PJHarnessRacing)



RISE Digital, Harness Racing Australia nor the provider accepts any responsibility for the completeness or accuracy of any of the information contained herein, and makes no representations about its suitability for any particular purpose. Users should make their own judgements about those matters and/or seek independent advice. You assume all risks associated with use of data provided on this page