

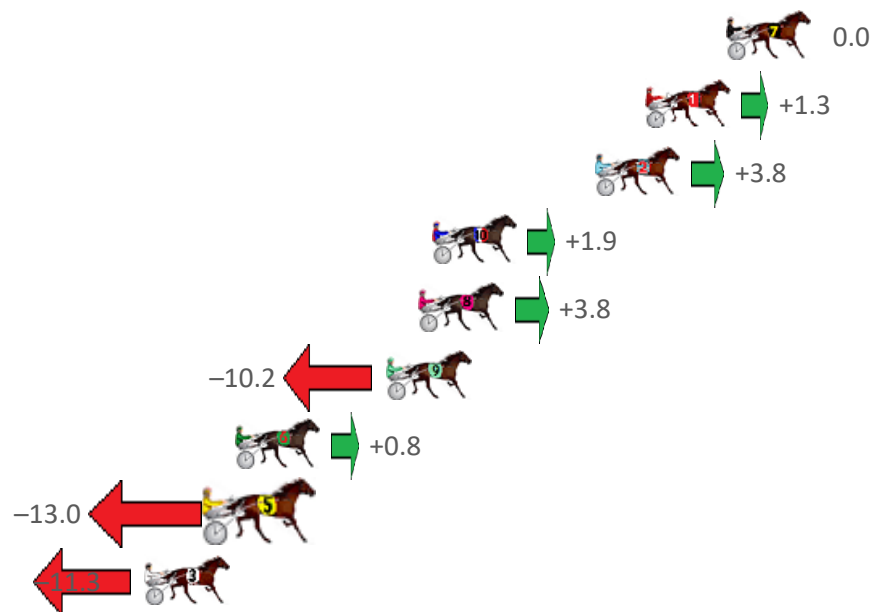
Shepparton Race 1 Distance 1690m

Sunday, 12 November 2023

Gross Time: 2:01.70 MileRate: 1:55.90 LeadTime: 5.20s First Qtr: 28.00s Second Qtr: 31.80s Third Qtr: 28.50s Fourth Qtr: 28.20s

NoHorse	Plc	Mar	800 Posi	400 Posi	Time	3rd Qtr	4th Qtr
7 MODERN BLISS	1	0.0m	0.0m (0)	0.0m (0)	2:01.68	28.50s	28.18s
1 JOHN WAYNE	2	3.2m	4.5m (0)	4.6m (0)	2:01.92	28.50s	28.10s
2 OUR CHEEKY DEVIL	3	5.2m	9.0m (0)	8.2m (0)	2:02.06	28.44s	27.98s
10 CAPTAIN CONFETTI	4	11.7m	13.6m (0)	12.5m (0)	2:02.55	28.42s	28.17s
8 KENDYS BUTTERFLY	5	12.2m	16.0m (1)	7.4m (2)	2:02.59	27.88s	28.57s
9 NO WIN NO WORRIE	6	13.5m	3.3m (1)	1.7m (1)	2:02.68	28.38s	29.06s
6 BELIEVE IN FOREVER	7	19.5m	20.3m (1)	11.4m (2)	2:03.13	27.86s	28.83s
5 SPORT MENTAL	8	20.3m	7.3m (1)	5.7m (1)	2:03.19	28.38s	29.29s
3 BETTER DAY	9	23.1m	11.8m (1)	9.7m (1)	2:03.40	28.34s	29.22s

Finish Position and metres gained from 800m



PJ Harness Analyser
Sectional Analysis Software – Not just a formguide!

www.facebook.com/PJHarnessRacing



RISE Digital, Harness Racing Australia nor the provider accepts any responsibility for the completeness or accuracy of any of the information contained herein, and makes no representations about its suitability for any particular purpose. Users should make their own judgements about those matters and/or seek independent advice. You assume all risks associated with use of data provided on this page

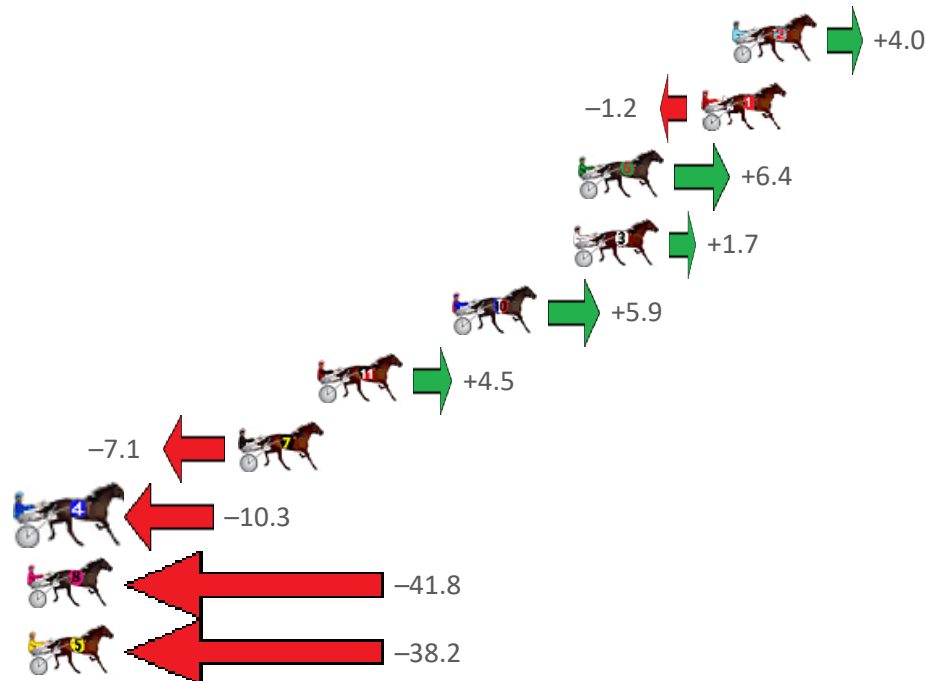
Shepparton Race 2 Distance 2190m

Sunday, 12 November 2023

Gross Time: 2:41.60 MileRate: 1:58.70 LeadTime: 42.10s First Qtr: 30.20s Second Qtr: 30.90s Third Qtr: 28.30s Fourth Qtr: 30.10s

NoHorse	Plc	Mar	800 Posi	400 Posi	Time	3rd Qtr	4th Qtr
2 INTERPRETATION	1	0.0m	4.0m (0)	4.1m (0)	2:41.59	28.32s	29.79s
1 SASSINESS	2	1.2m	0.0m (0)	0.0m (0)	2:41.68	28.30s	30.18s
6 IM TERRORTORIAL	3	6.1m	12.5m (0)	13.2m (0)	2:42.04	28.38s	29.58s
3 ROSLYN GAYE	4	6.3m	8.0m (0)	8.8m (0)	2:42.06	28.38s	29.92s
10 BLUE CANNON	5	11.1m	17.0m (1)	4.7m (1)	2:42.42	27.44s	30.58s
11 ACE MONTANA	6	16.5m	21.0m (1)	16.0m (2)	2:42.82	27.98s	30.16s
7 WINGATE GUY	7	19.6m	12.5m (1)	17.6m (0)	2:43.05	28.70s	30.27s
4 BARACK ENOBRAC	8	32.4m	22.1m (2)	21.5m (1)	2:44.01	28.31s	30.95s
8 MICHEN ROY	9	49.1m	7.3m (1)	14.3m (1)	2:45.25	28.82s	32.71s
5 DIRECT COMMAND	10	93.9m	55.7m (0)	61.4m (0)	2:48.59	28.84s	32.63s

Finish Position and metres gained from 800m



PJ Harness Analyser
Sectional Analysis Software – Not just a formguide!

www.facebook.com/PJHarnessRacing



RISE Digital, Harness Racing Australia nor the provider accepts any responsibility for the completeness or accuracy of any of the information contained herein, and makes no representations about its suitability for any particular purpose. Users should make their own judgements about those matters and/or seek independent advice. You assume all risks associated with use of data provided on this page


Shepparton Race 3 Distance 2190m

Sunday, 12 November 2023

Gross Time: 2:44.30 MileRate: 2:00.70 LeadTime: 43.40s First Qtr: 32.60s Second Qtr: 32.10s Third Qtr: 27.90s Fourth Qtr: 28.30s

NoHorse	Plc	Mar	800 Posi	400 Posi	Time	3rd Qtr	4th Qtr
3 ROAM	1	0.0m	0.0m (0)	0.0m (0)	2:44.28	27.90s	28.28s
1 SHEZABBLUECHIP	2	13.8m	5.2m (0)	6.9m (0)	2:45.31	28.02s	28.83s
5 EPIC ORION	3	15.5m	10.4m (0)	11.5m (0)	2:45.44	27.98s	28.64s
2 BERYLS GRIN	4	16.3m	1.1m (1)	4.0m (1)	2:45.50	28.10s	29.22s
8 FOLLOWTHEACE	5	21.3m	20.7m (2)	10.3m (2)	2:45.88	27.19s	29.16s
6 FEEL THE KNIGHT	6	21.9m	16.1m (1)	14.3m (1)	2:45.92	27.78s	28.92s
7 BE A GOOD SCOUT	7	22.8m	26.4m (2)	16.6m (2)	2:45.99	27.23s	28.83s
4 BEAU BRONSKI	8	22.9m	6.3m (1)	9.2m (1)	2:45.99	28.10s	29.35s
9 CONSPIRATOR	9	23.0m	15.0m (0)	17.8m (0)	2:46.00	28.10s	28.76s
10 OUTA THE BLUE	10	37.0m	10.9m (1)	6.3m (2)	2:47.04	27.58s	30.60s

Finish Position and metres gained from 800m



PJ Harness Analyser

Sectional Analysis Software – Not just a formguide!

www.facebook.com/PJHarnessRacing



RISE Digital, Harness Racing Australia nor the provider accepts any responsibility for the completeness or accuracy of any of the information contained herein, and makes no representations about its suitability for any particular purpose. Users should make their own judgements about those matters and/or seek independent advice. You assume all risks associated with use of data provided on this page

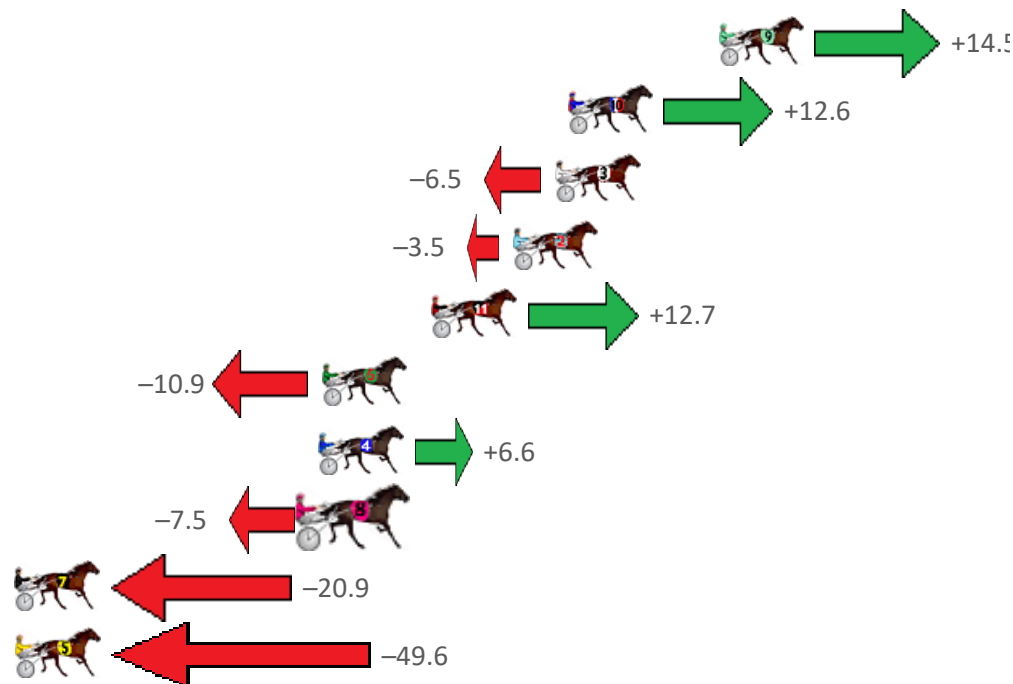
Shepparton Race 4 Distance 1690m

Sunday, 12 November 2023

Gross Time: 2:05.40 MileRate: 1:59.40 LeadTime: 5.20s First Qtr: 28.70s Second Qtr: 33.30s Third Qtr: 29.30s Fourth Qtr: 28.90s

NoHorse	Plc	Mar	800 Posi	400 Posi	Time	3rd Qtr	4th Qtr
9 ROCK THE TABLEAU	1	0.0m	14.5m (1)	0.0m (1)	2:05.40	28.24s	28.90s
10 ALASTAIR LAVROS	2	6.0m	18.6m (1)	6.1m (3)	2:05.85	28.38s	28.91s
3 TWILIGHT BEACH	3	6.5m	0.0m (0)	1.7m (0)	2:05.89	29.42s	29.27s
2 IM THE MIGHTYGRA	4	8.2m	4.7m (0)	4.4m (1)	2:06.02	29.28s	29.20s
11 NIVEKALON EAGLE	5	11.4m	24.1m (1)	11.6m (1)	2:06.25	28.38s	28.91s
6 ONECROWDEDHOUR	6	15.8m	4.9m (1)	6.1m (2)	2:06.57	29.38s	29.63s
4 BONDI PRINCE	7	15.9m	22.5m (0)	17.7m (2)	2:06.59	28.94s	28.81s
8 FRIENDS	8	16.3m	8.8m (0)	10.0m (0)	2:06.62	29.38s	29.40s
7 BETTOR THAN MOST	9	34.6m	13.7m (0)	17.7m (0)	2:07.99	29.58s	30.21s
5 NEANGER GUY	10	58.9m	9.3m (1)	20.5m (1)	2:09.80	30.10s	31.82s

Finish Position and metres gained from 800m



PJ Harness Analyser

Sectional Analysis Software - Not just a formguide!

www.facebook.com/PJHarnessRacing



RISE Digital, Harness Racing Australia nor the provider accepts any responsibility for the completeness or accuracy of any of the information contained herein, and makes no representations about its suitability for any particular purpose. Users should make their own judgements about those matters and/or seek independent advice. You assume all risks associated with use of data provided on this page

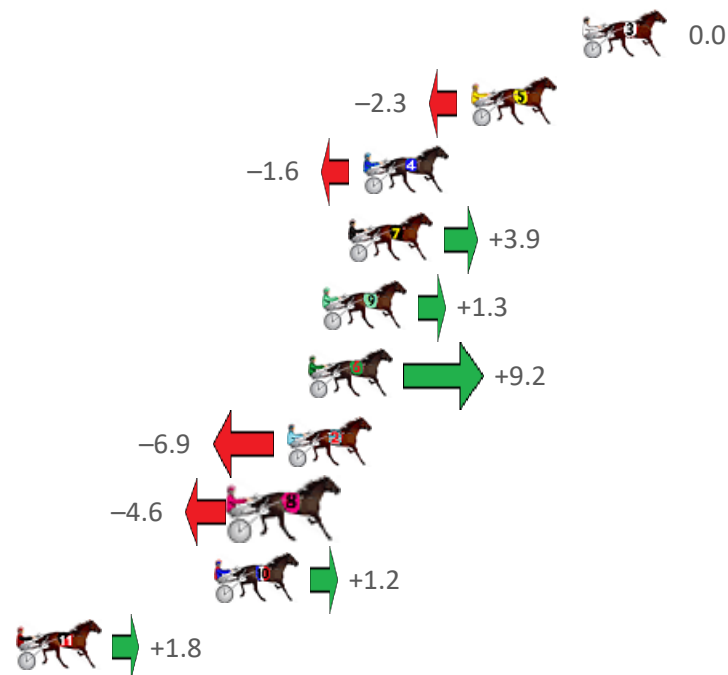
Shepparton Race 5 Distance 1690m

Sunday, 12 November 2023

Gross Time: 2:08.30 MileRate: 2:02.20 LeadTime: 5.20s First Qtr: 30.10s Second Qtr: 34.10s Third Qtr: 30.40s Fourth Qtr: 28.50s

NoHorse	Plc	Mar	800 Posi	400 Posi	Time	3rd Qtr	4th Qtr
3 RINGER RUSS	1	0.0m	0.0m (0)	0.0m (0)	2:08.28	30.40s	28.48s
5 OUR MYSTERY BET	2	4.4m	2.1m (1)	0.6m (1)	2:08.62	30.28s	28.78s
4 MEROLAMAGIC	3	8.7m	7.1m (1)	4.4m (1)	2:08.94	30.18s	28.82s
7 MAJOR SUSPECT	4	9.3m	13.2m (0)	12.6m (0)	2:08.98	30.32s	28.26s
9 AGGIE MAY	5	10.3m	11.6m (1)	8.8m (1)	2:09.06	30.16s	28.62s
6 WELL THATS ALRIGH	6	10.9m	20.1m (1)	16.9m (2)	2:09.10	30.12s	28.06s
2 COURTS BLISS	7	11.7m	4.8m (0)	4.4m (0)	2:09.16	30.36s	29.04s
8 STARZZZOFMICHAEL	8	13.6m	9.0m (0)	8.8m (0)	2:09.31	30.36s	28.87s
10 WAITINGNORUNS	9	14.6m	15.8m (1)	13.1m (1)	2:09.38	30.16s	28.62s
11 PEE BEES DELIGHT	10	22.5m	24.3m (1)	21.9m (1)	2:09.97	30.16s	28.57s

Finish Position and metres gained from 800m





PJ Harness Analyser

Sectional Analysis Software – Not just a formguide!

www.facebook.com/PJHarnessRacing



RISE Digital, Harness Racing Australia nor the provider accepts any responsibility for the completeness or accuracy of any of the information contained herein, and makes no representations about its suitability for any particular purpose. Users should make their own judgements about those matters and/or seek independent advice. You assume all risks associated with use of data provided on this page


Shepparton Race 6 Distance 1690m

Sunday, 12 November 2023

Gross Time: 2:08.30 MileRate: 2:02.10 LeadTime: 5.10s First Qtr: 29.90s Second Qtr: 34.80s Third Qtr: 28.90s Fourth Qtr: 29.60s

NoHorse	Plc	Mar	800 Posi	400 Posi	Time	3rd Qtr	4th Qtr
3 JERSEY SAM	1	0.0m	7.2m (1)	6.1m (1)	2:08.26	28.82s	29.12s
1 ALCATRAZ GIRL	2	0.8m	0.0m (0)	0.0m (0)	2:08.32	28.90s	29.62s
7 SILVER DOMINO	3	0.8m	3.0m (1)	2.2m (1)	2:08.33	28.84s	29.47s
6 COBBER MAC	4	2.8m	5.0m (0)	5.0m (0)	2:08.47	28.90s	29.41s
2 FANTASY BEACH	5	6.8m	9.5m (0)	9.4m (0)	2:08.77	28.90s	29.39s
5 BRONSKI MOMENT	6	11.2m	20.6m (1)	12.1m (2)	2:09.09	28.30s	29.51s
4 SWEETSAZZYMYLAZZ	7	11.3m	18.9m (0)	10.5m (1)	2:09.10	28.30s	29.64s
9 JOEYS HANGOVER	8	12.2m	12.2m (1)	4.7m (2)	2:09.17	28.36s	30.13s
11 PLAYNICE	9	13.9m	16.4m (1)	8.3m (2)	2:09.28	28.32s	29.98s
8 BUS STOP	10	15.7m	14.5m (0)	16.0m (0)	2:09.43	29.02s	29.57s

Finish Position and metres gained from 800m



PJ Harness Analyser

Sectional Analysis Software – Not just a formguide!

www.facebook.com/PJHarnessRacing



RISE Digital, Harness Racing Australia nor the provider accepts any responsibility for the completeness or accuracy of any of the information contained herein, and makes no representations about its suitability for any particular purpose. Users should make their own judgements about those matters and/or seek independent advice. You assume all risks associated with use of data provided on this page

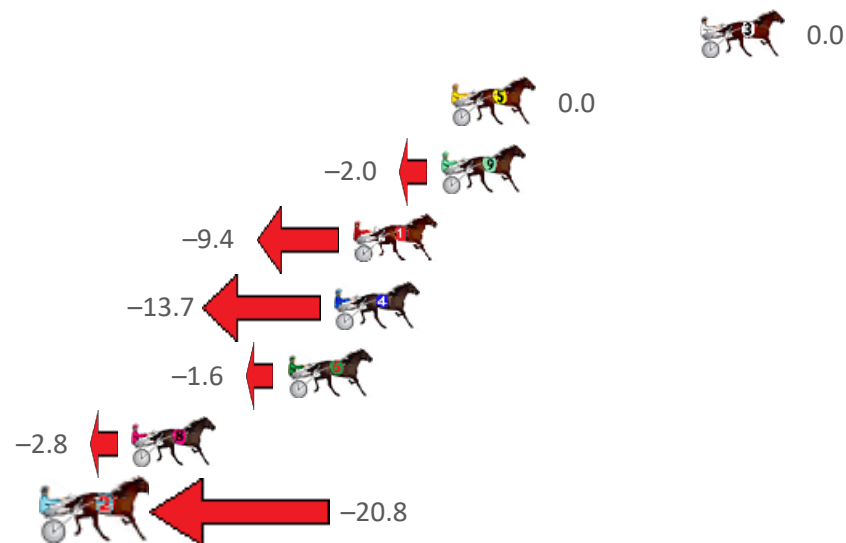
Shepparton Race 7 Distance 1690m

Sunday, 12 November 2023

Gross Time: 2:07.50 MileRate: 2:01.40 LeadTime: 5.50s First Qtr: 30.00s Second Qtr: 33.70s Third Qtr: 29.20s Fourth Qtr: 29.10s

NoHorse	Plc	Mar	800 Posi	400 Posi	Time	3rd Qtr	4th Qtr
3 CROOKWELL EYES	1	0.0m	0.0m (0)	0.0m (0)	2:07.50	29.20s	29.10s
5 BULLAPARK BENO	2	9.9m	9.9m (1)	8.3m (3)	2:08.24	29.08s	29.24s
9 LITTLE TEDEY	3	10.3m	8.3m (0)	9.9m (1)	2:08.27	29.32s	29.15s
1 JANSU	4	13.8m	4.4m (0)	7.2m (0)	2:08.53	29.40s	29.61s
4 ERO CARPE DIEM	5	14.5m	0.8m (1)	5.0m (1)	2:08.59	29.50s	29.83s
6 MENEWA	6	16.4m	14.8m (1)	12.7m (3)	2:08.73	29.04s	29.41s
8 ARISTOTLE	7	22.6m	19.8m (1)	17.7m (2)	2:09.19	29.04s	29.51s
2 CYCLONE LEBRON	8	25.7m	4.9m (1)	11.0m (2)	2:09.42	29.64s	30.22s

Finish Position and metres gained from 800m



PJ Harness Analyser

Sectional Analysis Software – Not just a formguide!

www.facebook.com/PJHarnessRacing



RISE Digital, Harness Racing Australia nor the provider accepts any responsibility for the completeness or accuracy of any of the information contained herein, and makes no representations about its suitability for any particular purpose. Users should make their own judgements about those matters and/or seek independent advice. You assume all risks associated with use of data provided on this page

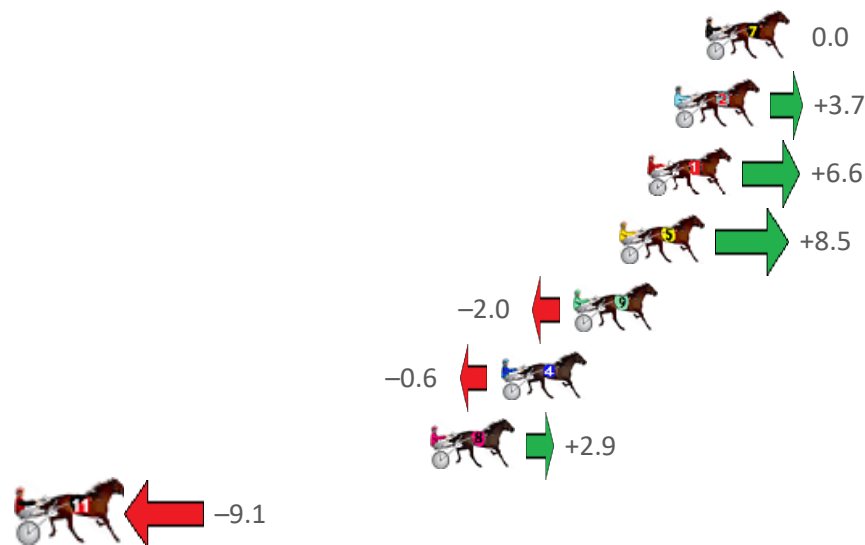
Shepparton Race 8 Distance 1690m

Sunday, 12 November 2023

Gross Time: 2:04.60 MileRate: 1:58.70 LeadTime: 5.10s First Qtr: 28.80s Second Qtr: 31.50s Third Qtr: 29.70s Fourth Qtr: 29.50s

NoHorse	Plc	Mar	800 Posi	400 Posi	Time	3rd Qtr	4th Qtr
7 AUNTY BESSY	1	0.0m	0.0m (0)	0.0m (0)	2:04.65	29.70s	29.55s
2 SILKY SMOOTH EXCU	2	1.2m	4.9m (0)	4.4m (0)	2:04.74	29.66s	29.32s
1 IM JOLLYGOOD	3	2.3m	8.9m (0)	8.2m (0)	2:04.81	29.64s	29.11s
5 OUR ARABELLA	4	3.4m	11.9m (1)	10.3m (1)	2:04.90	29.58s	29.04s
9 UP THE ANTE	5	5.2m	3.2m (1)	2.2m (1)	2:05.04	29.62s	29.78s
4 STORMBOY STAR	6	8.1m	7.5m (1)	6.5m (1)	2:05.25	29.62s	29.67s
8 CRAFTY OLD FOX	7	10.9m	13.8m (0)	13.1m (0)	2:05.46	29.64s	29.40s
11 SWEET FACE	8	26.9m	17.8m (1)	16.3m (1)	2:06.65	29.58s	30.35s

Finish Position and metres gained from 800m



PJ Harness Analyser
Sectional Analysis Software – Not just a formguide!

www.facebook.com/PJHarnessRacing



RISE Digital, Harness Racing Australia nor the provider accepts any responsibility for the completeness or accuracy of any of the information contained herein, and makes no representations about its suitability for any particular purpose. Users should make their own judgements about those matters and/or seek independent advice. You assume all risks associated with use of data provided on this page

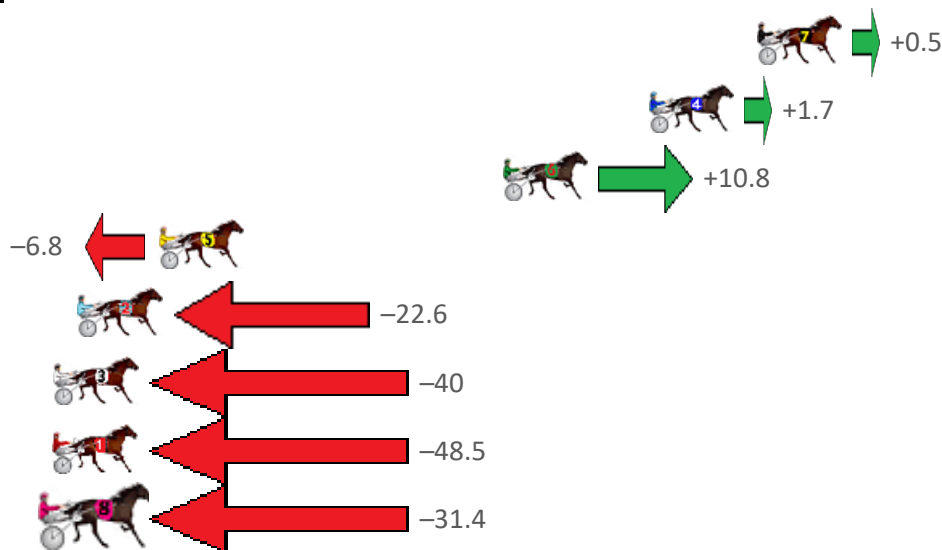
Shepparton Race 9 Distance 1690m

Sunday, 12 November 2023

Gross Time: 2:05.80 MileRate: 1:59.80 LeadTime: 5.60s First Qtr: 29.30s Second Qtr: 29.70s Third Qtr: 29.20s Fourth Qtr: 32.00s

NoHorse	Plc	Mar	800 Posi	400 Posi	Time	3rd Qtr	4th Qtr
7 NAKEDTRUTH	1	0.0m	0.5m (1)	0.0m (0)	2:05.79	29.16s	31.99s
4 STARLIGHT RED	2	4.3m	6.0m (1)	5.3m (1)	2:06.11	29.16s	31.91s
6 SAN ANTONIA ROSE	3	10.1m	20.9m (1)	15.8m (1)	2:06.55	28.88s	31.55s
5 IVAR	4	23.8m	17.0m (1)	15.3m (2)	2:07.56	29.12s	32.60s
2 TETRA	5	27.0m	4.4m (0)	10.5m (1)	2:07.80	29.68s	33.20s
3 CMON CARL LEE	6	39.2m	0.0m (0)	10.5m (0)	2:08.71	30.00s	34.11s
1 LUNA	7	61.2m	12.7m (0)	28.4m (0)	2:10.35	30.44s	34.39s
8 MURTAGH KAI	8	70.5m	39.1m (0)	45.8m (0)	2:11.05	29.84s	33.77s

Finish Position and metres gained from 800m



PJ Harness Analyser

Sectional Analysis Software – Not just a formguide!

www.facebook.com/PJHarnessRacing



RISE Digital, Harness Racing Australia nor the provider accepts any responsibility for the completeness or accuracy of any of the information contained herein, and makes no representations about its suitability for any particular purpose. Users should make their own judgements about those matters and/or seek independent advice. You assume all risks associated with use of data provided on this page