

Shepparton Race 1 Distance 1690m

Tuesday, 12 May 2026


Gross Time: 2:02.10 MileRate: 1:56.20 LeadTime: 5.60s First Qtr: 29.10s Second Qtr: 30.00s Third Qtr: 29.20s Fourth Qtr: 28.20s

DATA TABLE: 800 / 400 Posi's are position from leader and (how wide the horse was at that position)

No	Horse	Plc	Mar	800 Posi	400 Posi	Time	3rd Qtr	4th Qt
9	IM BIG BUSINESS	1	0.0m	14.6m (1)	0.0m (2)	2:02.10	28.16s	28.20s
10	OWEN THE SAINTS	2	0.5m	18.8m (1)	5.2m (2)	2:02.14	28.22s	27.87s
11	FOLLOW THE MONEY	3	2.1m	22.8m (1)	9.4m (2)	2:02.26	28.23s	27.69s
2	BETTORSWEETVICTORY	4	3.8m	0.0m (0)	0.4m (0)	2:02.38	29.23s	28.44s
3	BET SHEZA LADY	5	8.0m	6.6m (1)	5.4m (1)	2:02.69	29.12s	28.38s
1	HIGHVIEW HAMMER	6	8.4m	4.0m (0)	4.4m (0)	2:02.72	29.23s	28.48s
8	LUVERBOY	7	9.0m	8.4m (0)	8.8m (0)	2:02.77	29.23s	28.21s
13	TOORAM DANNY	8	10.1m	2.4m (1)	1.4m (1)	2:02.85	29.14s	28.81s
6	FLOPPA	9	10.2m	19.8m (0)	13.6m (1)	2:02.86	28.75s	27.96s
12	LA SMOOCH	10	11.7m	15.2m (0)	13.2m (0)	2:02.97	29.06s	28.09s
4	THERESHEWAS	11	12.3m	26.8m (1)	18.2m (1)	2:03.01	28.58s	27.79s
5	MASTER MIKI	12	12.4m	10.4m (1)	9.4m (1)	2:03.02	29.13s	28.41s

Finish Position and metres gained

First Arrow shows distance gain/loss from 2nd Qtr to 3rd Qtr, Second Arrow shows distance gain/loss from 3rd Qtr to Finish
Blue arrow indicates best gain in these quarters.



800

Visual positions in race at 2nd Quarter



400

Visual positions in race at 3rd Quarter



Sectional Analysis Software

Not just form | Free Trial

www.facebook.com/PJHarnessRacing



RISE Digital, Harness Racing Australia nor the provider accepts any responsibility for the completeness or accuracy of any of the information contained herein, and makes no representations about its suitability for any particular purpose. Users should make their own judgements about those matters and/or seek independent advice. You assume all risks associated with use of data provided on this page

Shepparton Race 2 Distance 1690m

Tuesday, 12 May 2026

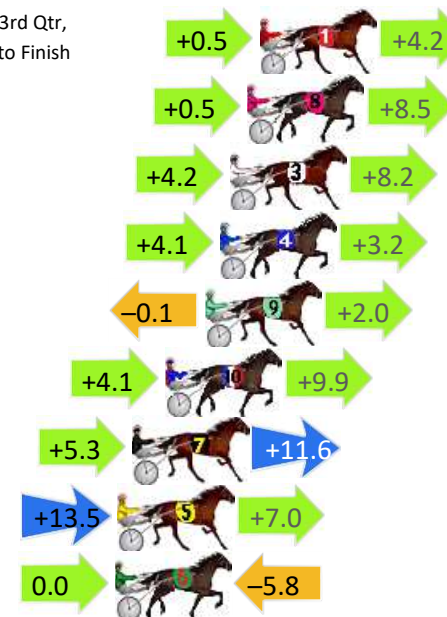
Gross Time: 2:01.90 MileRate: 1:56.10 LeadTime: 5.30s First Qtr: 29.00s Second Qtr: 30.40s Third Qtr: 28.40s Fourth Qtr: 28.80s

DATA TABLE: 800 / 400 Posi's are position from leader and (how wide the horse was at that position)

No	Horse	Plc	Mar	800 Posi	400 Posi	Time	3rd Qtr	4th Qt
1	RANDOM MAHONEY	1	0.0m	4.7m (0)	4.2m (0)	2:01.90	28.37s	28.50s
8	GINGER ELLA	2	0.5m	9.5m (0)	9.0m (0)	2:01.94	28.37s	28.20s
3	OUR CHEEKY DEVIL	3	1.2m	13.6m (1)	9.4m (2)	2:01.99	28.11s	28.22s
4	ELATED	4	1.6m	8.9m (1)	4.8m (2)	2:02.02	28.11s	28.58s
9	EVILEYE	5	2.2m	4.1m (1)	4.2m (1)	2:02.07	28.41s	28.67s
10	ANIMADO	6	3.8m	17.8m (1)	13.7m (2)	2:02.19	28.11s	28.12s
7	UNCLE TREV	7	5.1m	22.0m (1)	16.7m (0)	2:02.29	28.03s	28.00s
5	SIR SONNY MAGUIRE	8	5.7m	26.2m (1)	12.7m (1)	2:02.33	27.45s	28.33s
6	LINE DANCE	9	5.8m	0.0m (0)	0.0m (0)	2:02.34	28.40s	29.24s

Finish Position and metres gained

First Arrow shows distance gain/loss from 2nd Qtr to 3rd Qtr, Second Arrow shows distance gain/loss from 3rd Qtr to Finish
Blue arrow indicates best gain in these quarters.



800

Visual positions in race at 2nd Quarter



400

Visual positions in race at 3rd Quarter



Shepparton Race 3 Distance 1690m

Tuesday, 12 May 2026


Gross Time: 2:01.10 MileRate: 1:55.30 LeadTime: 5.50s First Qtr: 28.20s Second Qtr: 30.20s Third Qtr: 29.10s Fourth Qtr: 28.10s

DATA TABLE: 800 / 400 Posi's are position from leader and (how wide the horse was at that position)

No	Horse	Plc	Mar	800 Posi	400 Posi	Time	3rd Qtr	4th Qt
2	YA BOTTOM DOLLAR	1	0.0m	4.4m (0)	5.2m (0)	2:01.10	29.15s	27.73s
3	KING SAINT	2	0.8m	0.0m (0)	0.0m (0)	2:01.16	29.10s	28.16s
5	LITTLE WONDER	3	3.6m	7.3m (1)	5.8m (1)	2:01.37	28.98s	27.96s
6	FENWAY PARK	4	8.9m	2.7m (1)	1.3m (1)	2:01.76	28.99s	28.67s
1	ALIZA HILL	5	8.9m	8.3m (0)	9.2m (0)	2:01.76	29.15s	28.11s
8	JOHN WAYNE	6	20.2m	13.4m (0)	13.7m (0)	2:02.59	29.10s	28.62s
7	CAESAR NERO	7	24.7m	11.4m (1)	10.1m (1)	2:02.92	28.99s	29.20s

Finish Position and metres gained

First Arrow shows distance gain/loss from 2nd Qtr to 3rd Qtr, Second Arrow shows distance gain/loss from 3rd Qtr to Finish
Blue arrow indicates best gain in these quarters.



800

Visual positions in race at 2nd Quarter



400

Visual positions in race at 3rd Quarter



Shepparton Race 4 Distance 2190m

Tuesday, 12 May 2026


Gross Time: 2:43.00 MileRate: 1:59.80 LeadTime: 42.40s First Qtr: 31.70s Second Qtr: 30.50s Third Qtr: 28.90s Fourth Qtr: 29.50s

DATA TABLE: 800 / 400 Posi's are position from leader and (how wide the horse was at that position)

No	Horse	Plc	Mar	800 Posi	400 Posi	Time	3rd Qtr	4th Qt
4	OUR MYSTERY BET	1	0.0m	1.2m (1)	0.6m (1)	2:43.00	28.86s	29.46s
6	CRESCO THREEPEAT	2	1.6m	10.4m (1)	8.8m (2)	2:43.12	28.79s	28.97s
7	KRAKEY	3	6.0m	0.0m (0)	0.0m (0)	2:43.46	28.90s	29.94s
3	TOPHUT JOHNY	4	6.3m	6.2m (1)	5.8m (1)	2:43.49	28.87s	29.54s
5	CLIVES GIRL	5	6.6m	14.4m (1)	14.8m (1)	2:43.51	28.94s	28.90s
2	BARWEN STORM	6	14.8m	12.6m (0)	16.2m (0)	2:44.14	29.16s	29.40s
1	OLLY ODD POTTS	7	21.2m	4.4m (0)	7.8m (0)	2:44.64	29.14s	30.48s
8	MISTER RAUDONIKIS	8	36.7m	8.6m (0)	12.2m (0)	2:45.84	29.14s	31.30s

Finish Position and metres gained

First Arrow shows distance gain/loss from 2nd Qtr to 3rd Qtr, Second Arrow shows distance gain/loss from 3rd Qtr to Finish
Blue arrow indicates best gain in these quarters.



8
0
0

Visual positions in race at 2nd Quarter



4
0
0

Visual positions in race at 3rd Quarter



Shepparton Race 5 Distance 2190m




Tuesday, 12 May 2026

Gross Time: 2:45.20 MileRate: 2:01.40 LeadTime: 43.70s First Qtr: 30.60s Second Qtr: 30.90s Third Qtr: 29.70s Fourth Qtr: 30.30s

DATA TABLE: 800 / 400 Posi's are position from leader and (how wide the horse was at that position)

No	Horse	Plc	Mar	800 Posi	400 Posi	Time	3rd Qtr	4th Qt
1	INTERESTINME	1	0.0m	0.0m (0)	0.0m (0)	2:45.20	29.70s	30.30s
8	WICKED ONE	2	9.5m	5.0m (0)	4.4m (0)	2:45.95	29.66s	30.72s
7	IMON	3	15.0m	2.1m (1)	3.5m (1)	2:46.39	29.80s	31.23s
3	BOUNCED	4	16.5m	16.0m (2)	11.5m (1)	2:46.51	29.38s	30.75s
2	ORION ART	5	21.9m	16.2m (1)	19.2m (1)	2:46.94	29.93s	30.61s
6	COBARGO MILLY	6	36.8m	12.1m (1)	12.9m (0)	2:48.12	29.76s	32.26s
4	MIDNIGHT ALIBI	7	44.3m	7.1m (1)	4.8m (2)	2:48.71	29.53s	33.45s
9	BONIFICENT	8	110.1m	10.8m (0)	29.9m (0)	2:53.93	31.13s	36.80s

Finish Position and metres gained



Shepparton Race 6 Distance 2190m

Tuesday, 12 May 2026

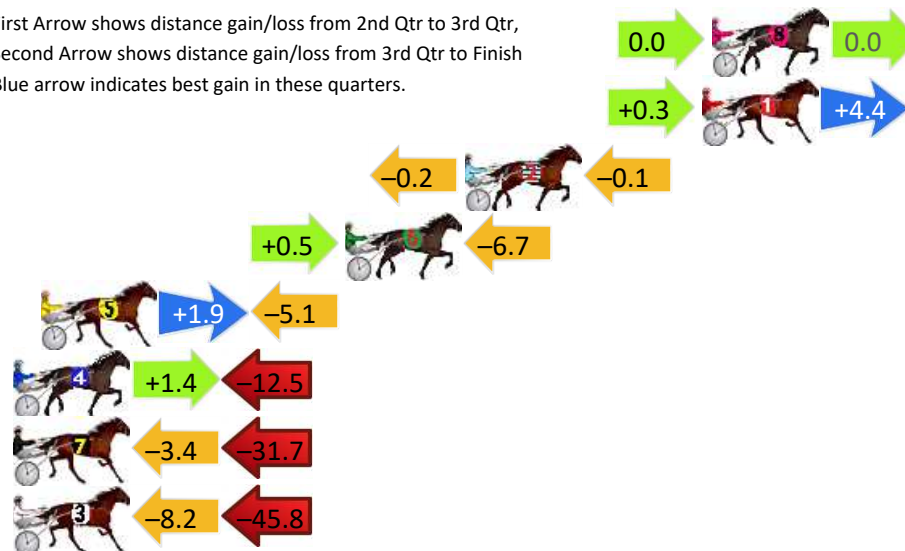
Gross Time: 2:45.40 MileRate: 2:01.60 LeadTime: 43.50s First Qtr: 31.50s Second Qtr: 30.30s Third Qtr: 29.50s Fourth Qtr: 30.60s

DATA TABLE: 800 / 400 Posi's are position from leader and (how wide the horse was at that position)

No	Horse	Plc	Mar	800 Posi	400 Posi	Time	3rd Qtr	4th Qt
8	WAIKARE ADRIENNA	1	0.0m	0.0m (0)	0.0m (0)	2:45.40	29.50s	30.60s
1	KALARNEY PRINCE	2	0.4m	5.1m (0)	4.8m (0)	2:45.43	29.49s	30.27s
2	STARLIGHT RED	3	9.9m	9.6m (0)	9.8m (0)	2:46.19	29.53s	30.66s
6	JILLIBY TOPGUN	4	14.7m	8.5m (1)	8.0m (1)	2:46.58	29.47s	31.18s
5	AT THE DISTANCE	5	26.9m	23.7m (0)	21.8m (1)	2:47.55	29.39s	31.12s
4	WHATS THE TEA	6	30.6m	19.5m (1)	18.1m (2)	2:47.85	29.42s	31.70s
7	MONTANA MUSCLE	7	49.1m	14.0m (1)	17.4m (1)	2:49.33	29.77s	33.23s
3	BET BET HOTSHOT	8	67.6m	13.6m (0)	21.8m (0)	2:50.81	30.13s	34.38s


Finish Position and metres gained

First Arrow shows distance gain/loss from 2nd Qtr to 3rd Qtr, Second Arrow shows distance gain/loss from 3rd Qtr to Finish
Blue arrow indicates best gain in these quarters.



8
0
0

Visual positions in race at 2nd Quarter



4
0
0

Visual positions in race at 3rd Quarter



Shepparton Race 7 Distance 2190m

Tuesday, 12 May 2026


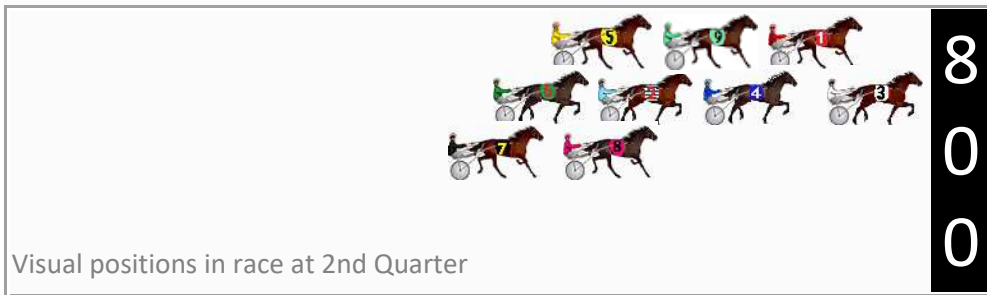
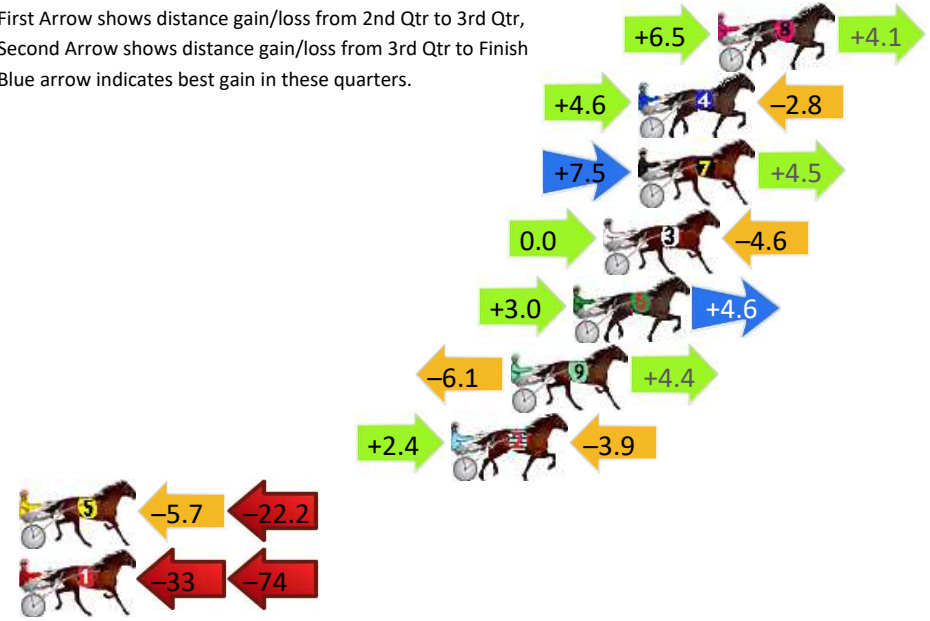
Gross Time: 2:46.10 MileRate: 2:02.00 LeadTime: 43.50s First Qtr: 32.40s Second Qtr: 31.30s Third Qtr: 28.80s Fourth Qtr: 30.10s

DATA TABLE: 800 / 400 Posi's are position from leader and (how wide the horse was at that position)

NoHorse	Plc	Mar	800 Posi	400 Posi	Time	3rd Qtr	4th Qt
8 DOT BALL	1	0.0m	10.6m (2)	4.1m (2)	2:46.10	28.34s	29.80s
4 OKTOLOVE	2	3.2m	5.0m (1)	0.4m (1)	2:46.35	28.47s	30.32s
7 MYNAMEISRUBY	3	3.2m	15.2m (2)	7.7m (3)	2:46.35	28.27s	29.79s
3 VERY TEMPTING	4	4.6m	0.0m (1)	0.0m (0)	2:46.46	28.80s	30.46s
6 REASON TO LAUGH	5	5.8m	13.4m (1)	10.4m (1)	2:46.56	28.60s	29.80s
9 BOSS MAJOR	6	8.3m	6.6m (0)	12.7m (0)	2:46.75	29.26s	29.82s
2 HARTNETT	7	10.7m	9.2m (1)	6.8m (0)	2:46.94	28.64s	30.44s
5 KARDESLER	8	39.0m	11.1m (0)	16.8m (1)	2:49.17	29.24s	31.94s
1 ROCKIN CHARMER	9	108.9m	2.4m (0)	35.0m (0)	2:54.68	31.19s	36.12s

Finish Position and metres gained

First Arrow shows distance gain/loss from 2nd Qtr to 3rd Qtr, Second Arrow shows distance gain/loss from 3rd Qtr to Finish
Blue arrow indicates best gain in these quarters.



Shepparton Race 8 Distance 1690m

Tuesday, 12 May 2026



Gross Time: 2:08.30 MileRate: 2:02.20 LeadTime: 5.90s First Qtr: 29.90s Second Qtr: 32.80s Third Qtr: 30.10s Fourth Qtr: 29.60s

DATA TABLE: 800 / 400 Posi's are position from leader and (how wide the horse was at that position)

NoHorse	Plc	Mar	800 Posi	400 Posi	Time	3rd Qtr	4th Qt
3 VOLDAGHA	1	0.0m	10.1m (1)	8.6m (1)	2:08.30	29.98s	28.96s
9 SAMMY HALLER	2	0.4m	14.4m (1)	13.1m (1)	2:08.33	29.99s	28.66s
4 ALDEBARANHARLEQUIN	3	3.4m	5.7m (1)	4.3m (1)	2:08.56	29.99s	29.54s
8 SAINT EYES	4	4.4m	14.3m (0)	13.5m (0)	2:08.64	30.03s	28.94s
5 CRESCO CASHFLOW	5	7.4m	19.1m (1)	17.5m (1)	2:08.87	29.97s	28.87s
6 TAKEN BY WINE	6	8.8m	5.4m (0)	5.0m (0)	2:08.98	30.07s	29.91s
7 JETAWAY SAINT	7	9.0m	0.0m (0)	0.0m (0)	2:09.00	30.10s	30.30s
1 MONEY TALKS	8	9.6m	19.9m (0)	19.5m (0)	2:09.04	30.06s	28.89s
2 WOMAN TO LOVE	9	11.0m	9.4m (0)	9.0m (0)	2:09.15	30.07s	29.78s

Finish Position and metres gained

First Arrow shows distance gain/loss from 2nd Qtr to 3rd Qtr, Second Arrow shows distance gain/loss from 3rd Qtr to Finish Blue arrow indicates best gain in these quarters.



800

Visual positions in race at 2nd Quarter



400

Visual positions in race at 3rd Quarter



Shepparton Race 9 Distance 2190m

Tuesday, 12 May 2026

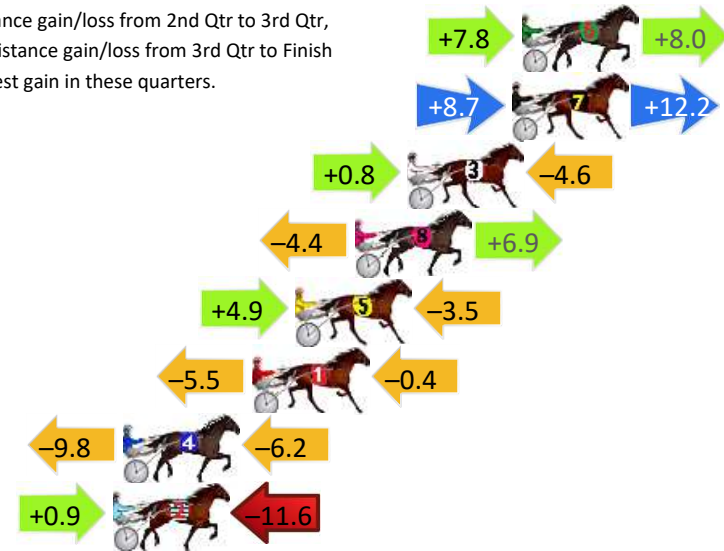
Gross Time: 2:40.40 MileRate: 1:57.80 LeadTime: 41.60s First Qtr: 30.90s Second Qtr: 30.40s Third Qtr: 27.90s Fourth Qtr: 29.60s

DATA TABLE: 800 / 400 Posi's are position from leader and (how wide the horse was at that position)

NoHorse	Plc	Mar	800 Posi	400 Posi	Time	3rd Qtr	4th Qt
6 BLACKJACK WHACKO	1	0.0m	15.8m (1)	8.0m (2)	2:40.40	27.37s	29.03s
7 HITCH TO HIS STAR	2	0.4m	21.3m (1)	12.6m (3)	2:40.43	27.32s	28.73s
3 MICHEN ROY	3	4.6m	0.8m (1)	0.0m (0)	2:40.76	27.84s	29.96s
8 WATTLEBANK ARNIE	4	6.7m	9.2m (0)	13.6m (2)	2:40.92	28.23s	29.15s
5 FOURTH RESPONSE	5	9.1m	10.5m (1)	5.6m (1)	2:41.11	27.57s	29.91s
1 SHARP INTEREST	6	10.8m	4.9m (0)	10.4m (1)	2:41.24	28.30s	29.70s
4 WILLIAMS	7	16.0m	0.0m (0)	9.8m (0)	2:41.64	28.60s	30.14s
2 MANINKY MOONSHINE	8	16.4m	5.7m (1)	4.8m (0)	2:41.67	27.84s	30.53s

Finish Position and metres gained

First Arrow shows distance gain/loss from 2nd Qtr to 3rd Qtr, Second Arrow shows distance gain/loss from 3rd Qtr to Finish
Blue arrow indicates best gain in these quarters.



8
0
0

Visual positions in race at 2nd Quarter



4
0
0

Visual positions in race at 3rd Quarter



Shepparton Race 10 Distance 2190m

Tuesday, 12 May 2026

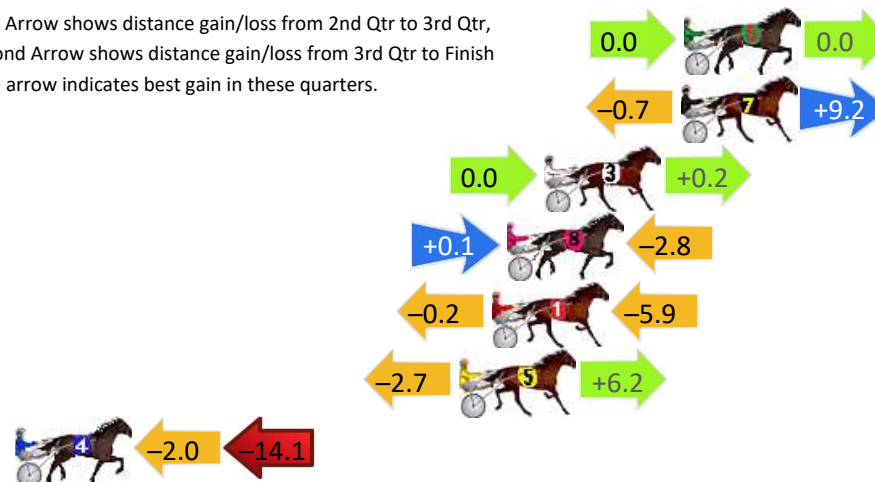
Gross Time: 2:45.00 MileRate: 2:01.30 LeadTime: 40.00s First Qtr: 30.40s Second Qtr: 31.20s Third Qtr: 31.20s Fourth Qtr: 32.20s

DATA TABLE: 800 / 400 Posi's are position from leader and (how wide the horse was at that position)

No	Horse	Plc	Mar	800 Posi	400 Posi	Time	3rd Qtr	4th Qt
6	WHENIMREADY	1	0.0m	0.0m (0)	0.0m (0)	2:45.00	31.20s	32.20s
7	MAJOR EASTWOOD	2	0.1m	8.6m (0)	9.3m (0)	2:45.01	31.26s	31.48s
3	ELLIANA	3	5.6m	5.8m (1)	5.8m (1)	2:45.47	31.21s	32.21s
8	SPOT THE DEVIL	4	7.1m	4.4m (0)	4.3m (0)	2:45.60	31.20s	32.46s
1	CAMERINA	5	7.7m	1.6m (1)	1.8m (1)	2:45.65	31.21s	32.71s
5	STAY ALPHA	6	9.0m	12.5m (0)	15.2m (2)	2:45.76	31.43s	31.76s
4	GLENANGE MISS	7	26.8m	10.7m (1)	12.7m (1)	2:47.25	31.37s	33.45s

Finish Position and metres gained

First Arrow shows distance gain/loss from 2nd Qtr to 3rd Qtr,
Second Arrow shows distance gain/loss from 3rd Qtr to Finish
Blue arrow indicates best gain in these quarters.



8
0
0

Visual positions in race at 2nd Quarter



4
0
0

Visual positions in race at 3rd Quarter

