

Shepparton Race 1 Distance 2190m

Tuesday, 9 June 2026




Gross Time: 2:42.00 MileRate: 1:59.00 LeadTime: 41.60s First Qtr: 30.70s Second Qtr: 29.90s Third Qtr: 29.50s Fourth Qtr: 30.30s

DATA TABLE: 800 / 400 Posi's are position from leader and (how wide the horse was at that position)

No	Horse	Plc	Mar	800 Posi	400 Posi	Time	3rd Qtr	4th Qt
7	MADAM REACTOR	1	0.0m	0.0m (0)	0.0m (0)	2:42.00	29.50s	30.30s
9	OUR MYSTERY BET	2	3.0m	18.5m (1)	15.8m (2)	2:42.24	29.31s	29.37s
4	CLIVES GIRL	3	6.0m	8.4m (2)	7.7m (1)	2:42.48	29.46s	30.21s
8	TASMA FLASH	4	12.1m	17.3m (0)	21.5m (1)	2:42.96	29.83s	29.66s
11	WINGATE GUY	5	12.7m	27.4m (1)	23.4m (2)	2:43.01	29.23s	29.57s
10	KRAKEY	6	14.4m	23.0m (1)	19.7m (2)	2:43.14	29.27s	29.98s
1	ICANMOTOR	7	18.4m	12.7m (0)	17.1m (1)	2:43.46	29.84s	30.49s
3	NIVEKALON EAGLE	8	25.9m	13.0m (1)	11.3m (2)	2:44.05	29.38s	31.51s
6	QUEENHIGH FLUSH	9	29.8m	4.5m (0)	9.0m (0)	2:44.36	29.84s	31.99s
12	METRO MEMORY	10	31.2m	30.8m (1)	19.9m (0)	2:44.47	28.72s	31.29s
2	DONT ASK AGAIN	11	33.1m	8.6m (0)	13.5m (0)	2:44.63	29.87s	31.93s
5	CRESCO THREEPEAT	12	41.9m	6.6m (1)	13.5m (1)	2:45.32	30.01s	32.62s

Finish Position and metres gained

First Arrow shows distance gain/loss from 2nd Qtr to 3rd Qtr, Second Arrow shows distance gain/loss from 3rd Qtr to Finish
Blue arrow indicates best gain in these quarters.



Visual positions in race at 2nd Quarter

Visual positions in race at 3rd Quarter



Sectional Analysis Software

Not just form | Free Trial

www.facebook.com/PJHarnessRacing



RISE Digital, Harness Racing Australia nor the provider accepts any responsibility for the completeness or accuracy of any of the information contained herein, and makes no representations about its suitability for any particular purpose. Users should make their own judgements about those matters and/or seek independent advice. You assume all risks associated with use of data provided on this page

Shepparton Race 2 Distance 2190m



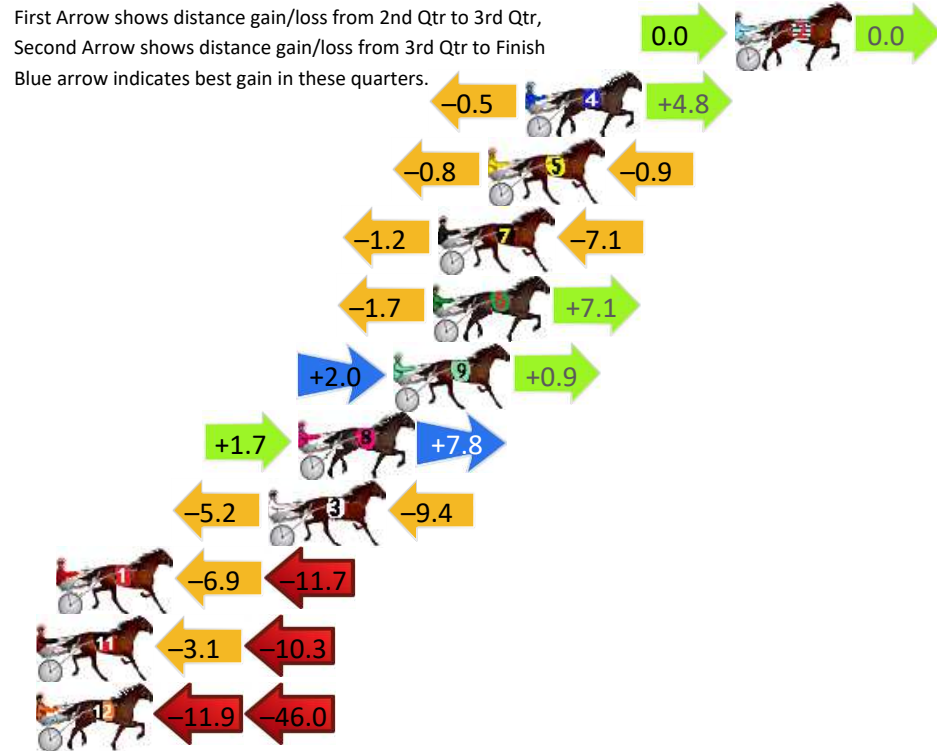
Tuesday, 9 June 2026

Gross Time: 2:43.80 MileRate: 2:00.40 LeadTime: 43.20s First Qtr: 31.80s Second Qtr: 31.50s Third Qtr: 28.70s Fourth Qtr: 28.60s

DATA TABLE: 800 / 400 Posi's are position from leader and (how wide the horse was at that position)

No	Horse	Plc	Mar	800 Posi	400 Posi	Time	3rd Qtr	4th Qt
2	FLIGHT LOUTENANT	1	0.0m	0.0m (0)	0.0m (0)	2:43.80	28.70s	28.60s
4	ELLIANA	2	8.4m	12.7m (1)	13.2m (1)	2:44.43	28.73s	28.29s
5	WOODVILLE FLYER	3	9.9m	8.2m (1)	9.0m (1)	2:44.54	28.75s	28.70s
7	ROCK POSTER	4	11.9m	3.6m (1)	4.8m (1)	2:44.69	28.78s	29.15s
6	MADDALEEZ	5	12.1m	17.5m (0)	19.2m (1)	2:44.71	28.82s	28.14s
9	EEBEEBEE	6	13.7m	16.6m (1)	14.6m (2)	2:44.83	28.55s	28.59s
8	HEYNOWHEYNOW	7	17.5m	27.0m (1)	25.3m (1)	2:45.11	28.57s	28.11s
3	SPOT THE DEVIL	8	18.7m	4.1m (0)	9.3m (0)	2:45.20	29.07s	29.34s
1	SUNSHINE MILLIE	9	27.2m	8.6m (0)	15.5m (0)	2:45.84	29.19s	29.54s
11	WICKED ONE	10	35.2m	21.8m (1)	24.9m (2)	2:46.44	28.91s	29.47s
12	DESTINY KEPT	11	70.9m	13.0m (0)	24.9m (0)	2:49.12	29.54s	32.15s

Finish Position and metres gained



Shepparton Race 3 Distance 1690m

Tuesday, 9 June 2026

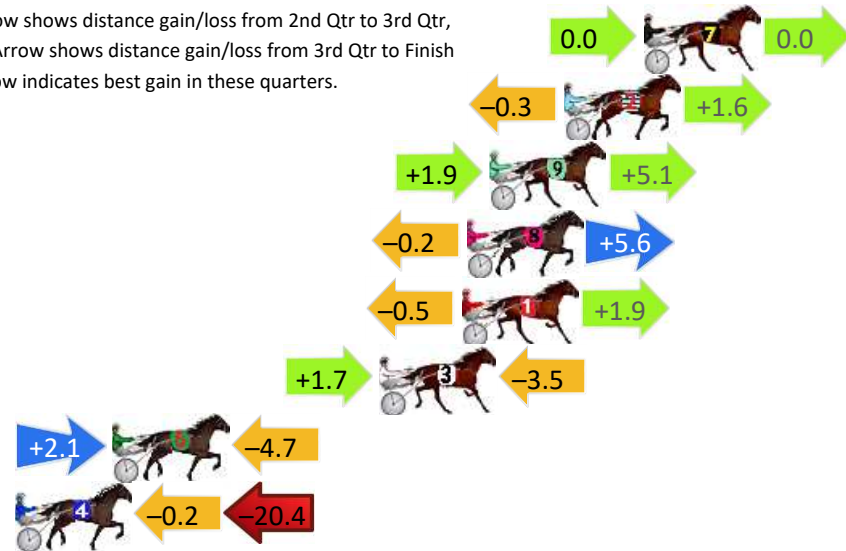
Gross Time: 2:02.70 MileRate: 1:56.80 LeadTime: 5.60s First Qtr: 29.10s Second Qtr: 31.10s Third Qtr: 28.60s Fourth Qtr: 28.30s

DATA TABLE: 800 / 400 Posi's are position from leader and (how wide the horse was at that position)

No	Horse	Plc	Mar	800 Posi	400 Posi	Time	3rd Qtr	4th Qt
7	YARRAMAN JOLT	1	0.0m	0.0m (0)	0.0m (0)	2:02.70	28.60s	28.30s
2	WILL HE REIGN	2	3.2m	4.5m (0)	4.8m (0)	2:02.94	28.62s	28.20s
9	RETURN SERVE	3	6.2m	13.2m (1)	11.3m (2)	2:03.16	28.46s	27.96s
8	IM DUSTEE	4	7.1m	12.5m (0)	12.7m (1)	2:03.23	28.61s	27.93s
1	IAMAWINGATE	5	7.3m	8.7m (0)	9.2m (0)	2:03.24	28.63s	28.19s
3	WHATS GLENDA GOT	6	10.6m	8.8m (1)	7.1m (2)	2:03.49	28.47s	28.59s
6	WAYSAM	7	21.3m	18.7m (1)	16.6m (2)	2:04.28	28.44s	28.71s
4	THERESHEWAS	8	25.2m	4.6m (1)	4.8m (1)	2:04.57	28.61s	29.83s

Finish Position and metres gained

First Arrow shows distance gain/loss from 2nd Qtr to 3rd Qtr,
Second Arrow shows distance gain/loss from 3rd Qtr to Finish
Blue arrow indicates best gain in these quarters.



8
0
0

Visual positions in race at 2nd Quarter



4
0
0

Visual positions in race at 3rd Quarter



Shepparton Race 4 Distance 1690m

Tuesday, 9 June 2026

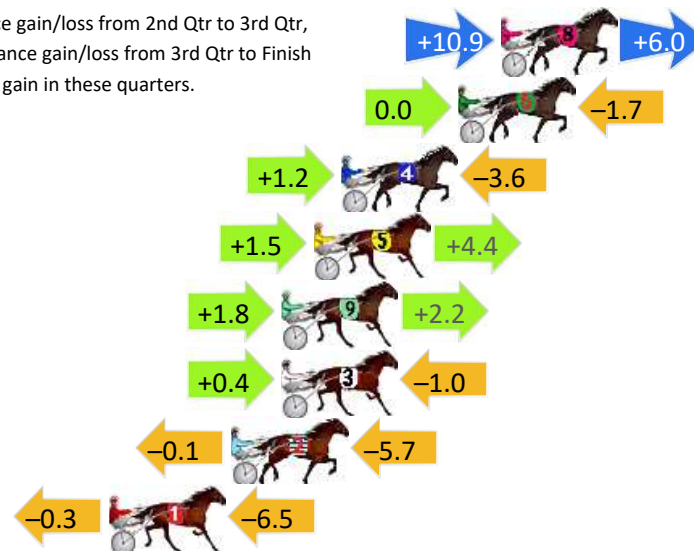
Gross Time: 2:05.90 MileRate: 1:59.90 LeadTime: 5.50s First Qtr: 29.40s Second Qtr: 32.30s Third Qtr: 28.80s Fourth Qtr: 29.90s

DATA TABLE: 800 / 400 Posi's are position from leader and (how wide the horse was at that position)

NoHorse	Plc	Mar	800 Posi	400 Posi	Time	3rd Qtr	4th Qt
8 SHEZABLUCHIP	1	0.0m	16.9m (1)	6.0m (2)	2:05.90	28.03s	29.46s
6 ROCKIN CHARMER	2	1.7m	0.0m (0)	0.0m (0)	2:06.03	28.80s	30.03s
4 STELLAR QUEEN	3	6.4m	4.0m (1)	2.8m (1)	2:06.40	28.71s	30.20s
5 BLUE OCEAN	4	7.5m	13.4m (0)	11.9m (1)	2:06.49	28.71s	29.62s
9 FAKE COLLECTION	5	8.8m	12.8m (1)	11.0m (2)	2:06.59	28.68s	29.79s
3 HARTNETT	6	8.8m	8.2m (1)	7.8m (1)	2:06.59	28.78s	30.02s
2 ABERCROMBIE LIMBO	7	10.8m	5.0m (0)	5.1m (0)	2:06.75	28.81s	30.38s
1 LILNOVA	8	15.7m	8.9m (0)	9.2m (0)	2:07.13	28.83s	30.46s

Finish Position and metres gained

First Arrow shows distance gain/loss from 2nd Qtr to 3rd Qtr, Second Arrow shows distance gain/loss from 3rd Qtr to Finish Blue arrow indicates best gain in these quarters.



800

Visual positions in race at 2nd Quarter



400

Visual positions in race at 3rd Quarter



Shepparton Race 5 Distance 1690m

Tuesday, 9 June 2026

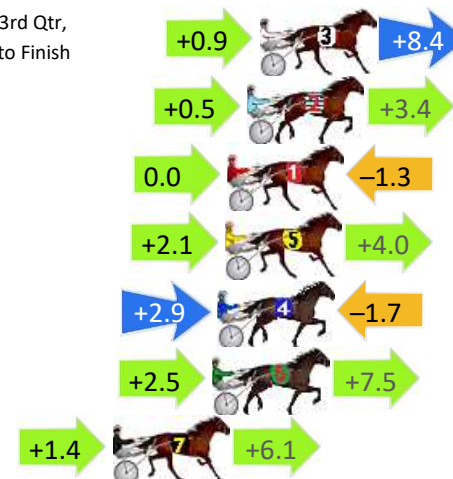
Gross Time: 2:01.20 MileRate: 1:55.40 LeadTime: 5.70s First Qtr: 29.30s Second Qtr: 29.90s Third Qtr: 27.70s Fourth Qtr: 28.60s

DATA TABLE: 800 / 400 Posi's are position from leader and (how wide the horse was at that position)

No	Horse	Plc	Mar	800 Posi	400 Posi	Time	3rd Qtr	4th Qt
3	SOHO AMARYLLIS	1	0.0m	9.3m (0)	8.4m (0)	2:01.20	27.65s	28.01s
2	THE KING OFTHEROAD	2	0.5m	4.4m (0)	3.9m (0)	2:01.24	27.67s	28.37s
1	FENWAY PARK	3	1.3m	0.0m (0)	0.0m (0)	2:01.30	27.70s	28.70s
5	POSTER PERFECT	4	1.4m	7.5m (1)	5.4m (1)	2:01.31	27.56s	28.33s
4	POSTIT LAFITE	5	1.7m	2.9m (1)	0.0m (1)	2:01.33	27.50s	28.73s
6	GINGER ELLA	6	1.9m	11.9m (1)	9.4m (1)	2:01.34	27.54s	28.08s
7	CATIES SON	7	5.9m	13.4m (0)	12.0m (0)	2:01.64	27.62s	28.20s

Finish Position and metres gained

First Arrow shows distance gain/loss from 2nd Qtr to 3rd Qtr, Second Arrow shows distance gain/loss from 3rd Qtr to Finish Blue arrow indicates best gain in these quarters.



800

Visual positions in race at 2nd Quarter



400

Visual positions in race at 3rd Quarter



Shepparton Race 6 Distance 2190m

Tuesday, 9 June 2026

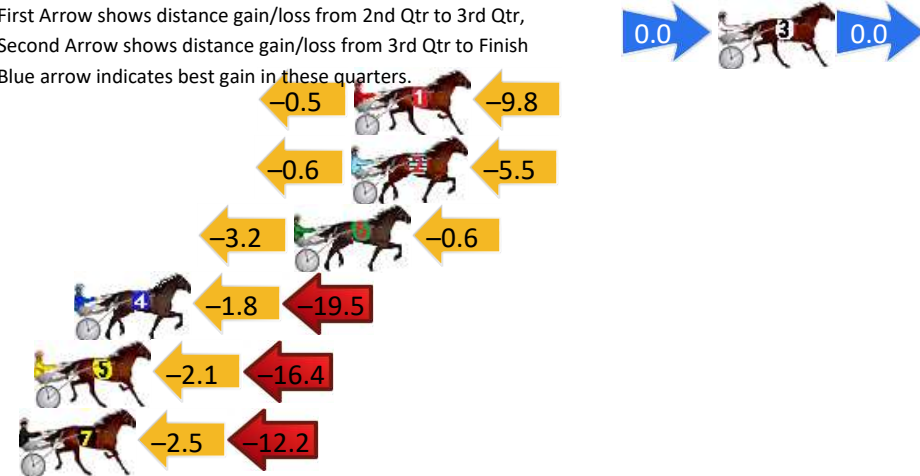
Gross Time: 2:40.40 MileRate: 1:57.90 LeadTime: 42.30s First Qtr: 32.10s Second Qtr: 30.60s Third Qtr: 28.00s Fourth Qtr: 27.40s

DATA TABLE: 800 / 400 Posi's are position from leader and (how wide the horse was at that position)

No	Horse	Plc	Mar	800 Posi	400 Posi	Time	3rd Qtr	4th Qt
3	ANDRETTI	1	0.0m	0.0m (0)	0.0m (0)	2:40.40	28.00s	27.40s
1	LINE DANCE	2	14.6m	4.3m (0)	4.8m (0)	2:41.45	28.03s	28.12s
2	INTERESTINME	3	14.7m	8.6m (0)	9.2m (0)	2:41.46	28.03s	27.83s
6	HEZAFLASHONE	4	17.0m	13.2m (0)	16.4m (0)	2:41.63	28.21s	27.50s
4	DEMBE	5	25.8m	4.5m (1)	6.3m (1)	2:42.26	28.11s	28.83s
5	EYE SEE PHILTRA	6	27.4m	8.9m (1)	11.0m (1)	2:42.38	28.14s	28.62s
7	JULZ MARIE	7	28.6m	13.9m (1)	16.4m (1)	2:42.46	28.16s	28.33s

Finish Position and metres gained

First Arrow shows distance gain/loss from 2nd Qtr to 3rd Qtr, Second Arrow shows distance gain/loss from 3rd Qtr to Finish
Blue arrow indicates best gain in these quarters.



8
0
0

Visual positions in race at 2nd Quarter



4
0
0

Visual positions in race at 3rd Quarter

