

Shepparton Race 1 Distance 2190m




Tuesday, 5 May 2026

Gross Time: 2:44.70 MileRate: 2:01.10 LeadTime: 44.70s First Qtr: 29.70s Second Qtr: 31.50s Third Qtr: 28.90s Fourth Qtr: 29.90s

DATA TABLE: 800 / 400 Posi's are position from leader and (how wide the horse was at that position)

No	Horse	Plc	Mar	800 Posi	400 Posi	Time	3rd Qtr	4th Qt
8	WHERE'S WOOD WOOD	1	0.0m	6.4m (1)	3.6m (1)	2:44.70	28.70s	29.64s
11	MISS HERMES	2	6.7m	2.2m (1)	0.0m (1)	2:45.22	28.74s	30.42s
6	MYNAMEISRUBY	3	9.4m	0.0m (0)	0.4m (0)	2:45.44	28.93s	30.61s
7	THE ACCIDENTAL ONE	4	10.8m	10.5m (1)	7.3m (1)	2:45.55	28.67s	30.22s
12	LOCHIEL LAD	5	15.2m	9.3m (0)	8.6m (0)	2:45.89	28.86s	30.46s
2	VERY TEMPTING	6	17.5m	14.7m (1)	14.1m (1)	2:46.07	28.87s	30.24s
1	ABERCROMBIE LIMBO	7	18.2m	4.2m (0)	4.7m (0)	2:46.13	28.94s	30.99s
9	QUEENHIGH FLUSH	8	49.3m	20.3m (1)	26.0m (0)	2:48.56	29.34s	31.86s
3	ROCKIN CHARMER	9	52.1m	25.0m (1)	28.7m (1)	2:48.78	29.20s	31.88s
5	CAMNAT	10	71.0m	14.5m (0)	31.9m (0)	2:50.26	30.19s	33.13s
4	ALLTHEWAYTOROYALTY	11	99.7m	21.2m (0)	66.1m (0)	2:52.51	32.21s	32.88s

Finish Position and metres gained



Shepparton Race 2 Distance 1690m

Tuesday, 5 May 2026




Gross Time: 2:03.10 MileRate: 1:57.20 LeadTime: 5.70s First Qtr: 28.50s Second Qtr: 31.40s Third Qtr: 28.90s Fourth Qtr: 28.60s

DATA TABLE: 800 / 400 Posi's are position from leader and (how wide the horse was at that position)

No	Horse	Plc	Mar	800 Posi	400 Posi	Time	3rd Qtr	4th Qt
3	ROMAN SCRITTORE	1	0.0m	2.6m (1)	0.0m (1)	2:03.10	28.71s	28.60s
6	FLASH JOHNSON	2	2.4m	0.0m (0)	0.0m (0)	2:03.28	28.90s	28.78s
2	EEBEBEE	3	9.1m	9.1m (0)	11.8m (0)	2:03.78	29.09s	28.44s
5	SON OF A BROAD	4	9.4m	4.9m (0)	7.6m (0)	2:03.81	29.09s	28.77s
11	PARINI	5	10.6m	11.5m (1)	8.0m (2)	2:03.90	28.64s	28.83s
12	MAURLEN GRACE	6	11.6m	16.1m (1)	12.2m (2)	2:03.97	28.61s	28.60s
8	MADDALEEZ	7	20.6m	19.5m (0)	18.2m (1)	2:04.65	28.80s	28.85s
10	SWEET FACE	8	21.9m	7.3m (1)	6.6m (1)	2:04.74	28.84s	29.77s
7	BONIFICENT	9	37.9m	24.1m (0)	22.0m (0)	2:05.95	28.74s	29.88s
1	STARZZZOF TERRY	10	51.4m	13.9m (0)	16.4m (0)	2:06.96	29.07s	31.29s
9	SPOT THE DEVIL	11	408.8m	246.4m (0)	272.4m (0)	2:33.80	30.67s	39.83s

Finish Position and metres gained

First Arrow shows distance gain/loss from 2nd Qtr to 3rd Qtr, Second Arrow shows distance gain/loss from 3rd Qtr to Finish
Blue arrow indicates best gain in these quarters.



Shepparton Race 3 Distance 1690m



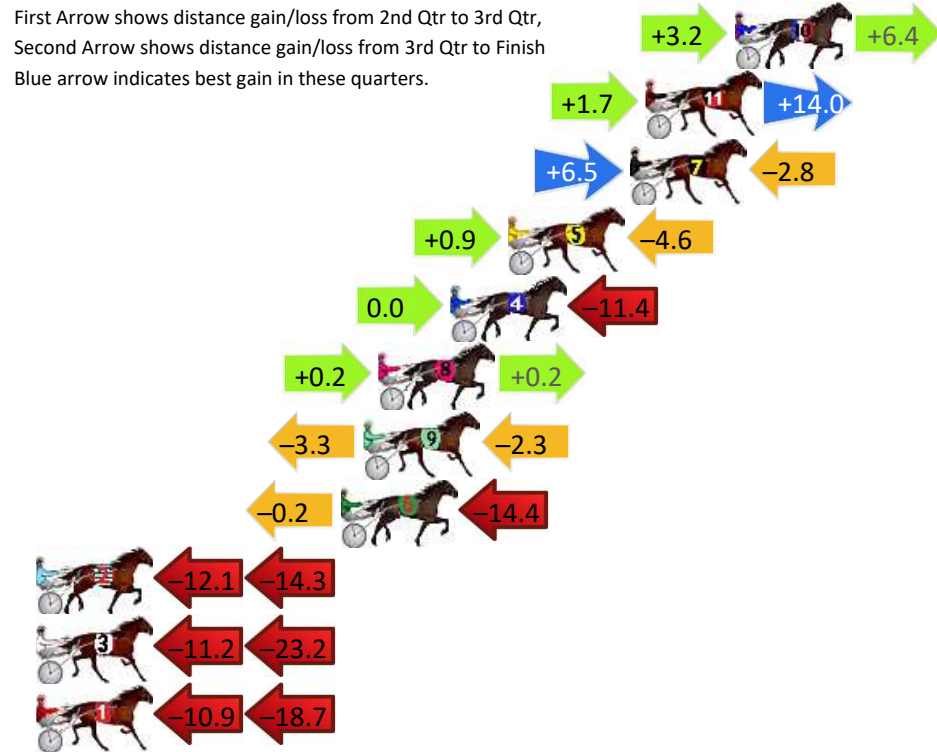
Tuesday, 5 May 2026

Gross Time: 2:02.70 MileRate: 1:56.90 LeadTime: 5.40s First Qtr: 28.70s Second Qtr: 29.10s Third Qtr: 28.90s Fourth Qtr: 30.60s

DATA TABLE: 800 / 400 Posi's are position from leader and (how wide the horse was at that position)

No	Horse	Plc	Mar	800 Posi	400 Posi	Time	3rd Qtr	4th Qt
10	SHARP INTEREST	1	0.0m	9.6m (1)	6.4m (1)	2:02.70	28.68s	30.13s
11	MASTER MIKI	2	3.6m	19.3m (1)	17.6m (1)	2:02.99	28.81s	29.59s
7	LONGTAN VIPER	3	4.2m	7.9m (3)	1.4m (2)	2:03.04	28.43s	30.84s
5	TUFFASNAILS	4	9.1m	5.4m (1)	4.5m (0)	2:03.43	28.84s	31.00s
4	LINE DANCE	5	11.4m	0.0m (0)	0.0m (0)	2:03.61	28.90s	31.51s
8	HEZ HARRYWHO	6	14.3m	14.7m (1)	14.5m (2)	2:03.85	28.91s	30.68s
9	HIGHVIEW HAMMER	7	14.9m	9.3m (0)	12.6m (1)	2:03.89	29.16s	30.86s
6	COLORADO GIRL	8	15.8m	1.2m (1)	1.4m (1)	2:03.97	28.91s	31.77s
2	RUGGARDS GEE TEE	9	32.6m	6.2m (2)	18.3m (2)	2:05.31	29.81s	31.86s
3	NOELS GIFT	10	39.0m	4.6m (0)	15.8m (0)	2:05.82	29.74s	32.55s
1	GET SET JETT	11	46.7m	17.1m (0)	28.0m (0)	2:06.44	29.74s	32.27s

Finish Position and metres gained



Shepparton Race 4 Distance 1690m

Tuesday, 5 May 2026

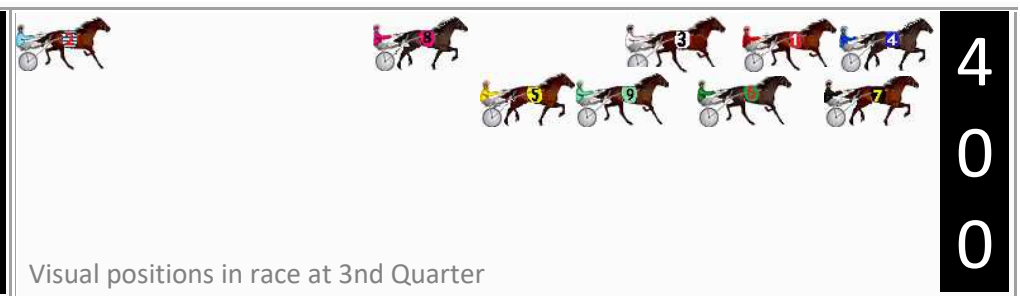


Gross Time: 2:01.20 MileRate: 1:55.40 LeadTime: 5.60s First Qtr: 28.90s Second Qtr: 30.60s Third Qtr: 27.40s Fourth Qtr: 28.70s

DATA TABLE: 800 / 400 Posi's are position from leader and (how wide the horse was at that position)

NoHorse	Plc	Mar	800 Posi	400 Posi	Time	3rd Qtr	4th Qt
4 DRAXON	1	0.0m	0.1m (0)	0.0m (0)	2:01.20	27.40s	28.70s
7 MICHEN ROY	2	0.4m	0.0m (1)	0.6m (1)	2:01.23	27.44s	28.69s
1 LEAVEMEOUT	3	6.8m	4.2m (0)	3.9m (0)	2:01.71	27.39s	28.94s
3 OUR CHEEKY DEVIL	4	7.7m	8.3m (0)	8.6m (0)	2:01.78	27.44s	28.68s
9 THE GOLDEN HOOK	5	13.4m	9.1m (1)	10.6m (1)	2:02.21	27.52s	28.97s
8 SOHO PLAYGIRL	6	14.6m	18.9m (1)	18.7m (0)	2:02.30	27.41s	28.50s
5 JILLIBY ILLUSION	7	19.7m	13.5m (1)	14.4m (1)	2:02.68	27.48s	29.18s
6 TIVOLI	8	31.6m	5.0m (1)	5.7m (1)	2:03.58	27.46s	30.68s
2 ISLAND YANKEE	9	257.1m	159.1m (0)	170.2m (0)	2:20.57	28.44s	36.20s

Finish Position and metres gained

First Arrow shows distance gain/loss from 2nd Qtr to 3rd Qtr, Second Arrow shows distance gain/loss from 3rd Qtr to Finish
Blue arrow indicates best gain in these quarters.



Shepparton Race 5 Distance 1690m

Tuesday, 5 May 2026




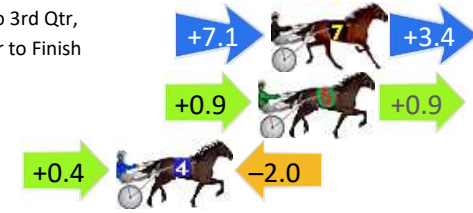
Gross Time: 2:02.50 MileRate: 1:56.70 LeadTime: 5.60s First Qtr: 28.40s Second Qtr: 30.80s Third Qtr: 28.90s Fourth Qtr: 28.80s

DATA TABLE: 800 / 400 Posi's are position from leader and (how wide the horse was at that position)

No	Horse	Plc	Mar	800 Posi	400 Posi	Time	3rd Qtr	4th Qt
7	DUSTY PHILTRA	1	0.0m	10.5m (1)	3.4m (2)	2:02.50	28.38s	28.56s
6	FENWAY PARK	2	0.5m	2.3m (1)	1.4m (1)	2:02.54	28.83s	28.74s
4	THERESHEWAS	3	6.2m	4.6m (0)	4.2m (0)	2:02.97	28.87s	28.97s
1	COBARGO MILLY	4	28.2m	9.2m (0)	8.9m (0)	2:04.63	28.88s	30.29s
3	ELIZAJANE	5	29.1m	6.4m (1)	5.6m (1)	2:04.70	28.84s	30.60s
8	LOIERO	6	29.4m	15.1m (1)	13.5m (1)	2:04.72	28.78s	30.05s
2	ROLLONART	7	35.6m	0.0m (0)	0.0m (0)	2:05.19	28.90s	31.49s
9	CROCODILE BLOOD	8	38.2m	13.0m (0)	13.4m (0)	2:05.39	28.93s	30.73s
5	MAURLEN COMPASS	9	238.8m	141.0m (0)	158.5m (0)	2:20.55	30.14s	35.48s

Finish Position and metres gained

First Arrow shows distance gain/loss from 2nd Qtr to 3rd Qtr, Second Arrow shows distance gain/loss from 3rd Qtr to Finish
Blue arrow indicates best gain in these quarters.



Shepparton Race 6 Distance 1690m

Tuesday, 5 May 2026

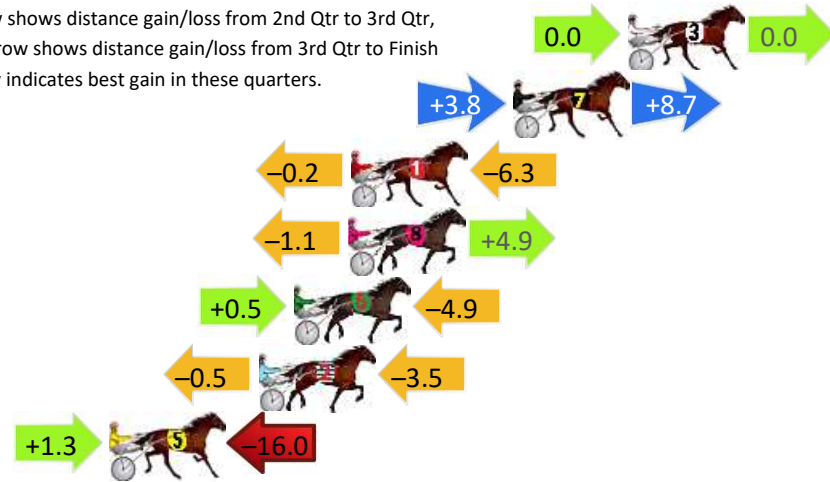
Gross Time: 2:04.30 MileRate: 1:58.40 LeadTime: 5.40s First Qtr: 30.20s Second Qtr: 31.70s Third Qtr: 28.30s Fourth Qtr: 28.70s

DATA TABLE: 800 / 400 Posi's are position from leader and (how wide the horse was at that position)

No	Horse	Plc	Mar	800 Posi	400 Posi	Time	3rd Qtr	4th Qt
3	OUR SWEET JEANNIE	1	0.0m	0.0m (0)	0.0m (0)	2:04.30	28.30s	28.70s
7	HELLOVASTORY	2	4.6m	17.1m (0)	13.3m (0)	2:04.65	28.04s	28.11s
1	THATS ME AGAIN	3	11.1m	4.6m (0)	4.8m (0)	2:05.14	28.32s	29.20s
8	IM BIG BUSINESS	4	11.2m	15.0m (1)	16.1m (2)	2:05.14	28.38s	28.40s
6	FLOPPA	5	13.4m	9.0m (0)	8.5m (0)	2:05.31	28.27s	29.11s
2	LOOK AWAY	6	14.8m	10.8m (1)	11.3m (1)	2:05.42	28.34s	29.02s
5	ALL JOKIN ASIDE	7	20.8m	6.1m (1)	4.8m (1)	2:05.87	28.21s	29.93s

Finish Position and metres gained

First Arrow shows distance gain/loss from 2nd Qtr to 3rd Qtr,
Second Arrow shows distance gain/loss from 3rd Qtr to Finish
Blue arrow indicates best gain in these quarters.



800

Visual positions in race at 2nd Quarter



400

Visual positions in race at 3rd Quarter