

Shepparton Race 1 Distance 1690m

Sunday, 3 May 2026


Gross Time: 2:08.40 MileRate: 2:02.30 LeadTime: 5.40s First Qtr: 30.00s Second Qtr: 32.30s Third Qtr: 30.70s Fourth Qtr: 30.00s

DATA TABLE: 800 / 400 Posi's are position from leader and (how wide the horse was at that position)

No	Horse	Plc	Mar	800 Posi	400 Posi	Time	3rd Qtr	4th Qt
4	TAKEN BY WINE	1	0.0m	0.0m (0)	0.0m (0)	2:08.40	30.70s	30.00s
3	MATISOFF	2	15.1m	9.2m (0)	11.0m (0)	2:09.59	30.83s	30.36s
6	DALAHASTEN	3	29.5m	12.8m (1)	6.0m (2)	2:10.72	30.17s	31.87s
5	GREAT HORIZON	4	30.8m	7.8m (1)	8.9m (1)	2:10.82	30.77s	31.75s
2	GIANT FRANKIE	5	46.3m	17.0m (1)	12.9m (2)	2:12.04	30.37s	32.67s
1	SAMBEZIA	6	48.5m	4.5m (0)	4.4m (0)	2:12.21	30.69s	33.48s
7	RHAPSODY REIGN	7	91.0m	3.0m (1)	3.6m (1)	2:15.55	30.74s	36.88s
8	SPESHAL	8	264.9m	14.0m (0)	13.7m (1)	2:29.22	30.66s	49.79s

Finish Position and metres gained

First Arrow shows distance gain/loss from 2nd Qtr to 3rd Qtr, Second Arrow shows distance gain/loss from 3rd Qtr to Finish Blue arrow indicates best gain in these quarters.



800

Visual positions in race at 2nd Quarter



400

Visual positions in race at 3rd Quarter

Shepparton Race 2 Distance 2190m

Sunday, 3 May 2026


Gross Time: 2:46.00 MileRate: 2:02.00 LeadTime: 43.90s First Qtr: 31.20s Second Qtr: 30.30s Third Qtr: 30.50s Fourth Qtr: 30.10s

DATA TABLE: 800 / 400 Posi's are position from leader and (how wide the horse was at that position)

No	Horse	Plc	Mar	800 Posi	400 Posi	Time	3rd Qtr	4th Qt
5	BANOS	1	0.0m	0.0m (0)	0.0m (0)	2:46.00	30.50s	30.10s
3	SHINELIKETHESUN	2	6.9m	3.9m (1)	1.3m (1)	2:46.54	30.30s	30.54s
8	SAMMY HALLER	3	22.5m	15.9m (1)	17.3m (2)	2:47.77	30.60s	30.57s
11	FARSTAR	4	23.1m	9.6m (1)	15.9m (0)	2:47.82	30.97s	30.72s
4	ALDEBARANHARLEQUIN	5	25.4m	4.0m (0)	4.8m (0)	2:48.00	30.56s	31.74s
1	MONEY TALKS	6	27.0m	13.3m (0)	20.7m (1)	2:48.13	31.06s	30.67s
6	PLAYA DEL CARMEN	7	58.2m	17.3m (0)	26.6m (1)	2:50.59	31.20s	32.69s
10	AETOS DYNAMIS	8	59.2m	10.7m (3)	10.6m (0)	2:50.67	30.49s	33.97s
2	BET BET HOTSHOT	9	77.3m	8.5m (0)	21.3m (0)	2:52.09	31.46s	34.59s
9	GLENGARRY RED	10	144.2m	8.1m (2)	96.0m (2)	2:57.37	37.12s	34.24s

Finish Position and metres gained

First Arrow shows distance gain/loss from 2nd Qtr to 3rd Qtr, Second Arrow shows distance gain/loss from 3rd Qtr to Finish
Blue arrow indicates best gain in these quarters.



800

Visual positions in race at 2nd Quarter



400

Visual positions in race at 3rd Quarter



Shepparton Race 3 Distance 2190m

Sunday, 3 May 2026




Gross Time: 2:43.90 MileRate: 2:00.40 LeadTime: 41.80s First Qtr: 32.10s Second Qtr: 31.80s Third Qtr: 29.20s Fourth Qtr: 29.00s

DATA TABLE: 800 / 400 Posi's are position from leader and (how wide the horse was at that position)

No	Horse	Plc	Mar	800 Posi	400 Posi	Time	3rd Qtr	4th Qt
2	COCOSWORLD	1	0.0m	11.8m (1)	3.6m (1)	2:43.90	28.60s	28.74s
9	CAMERINA	2	1.2m	3.0m (1)	0.0m (1)	2:43.99	28.98s	29.09s
6	IMON	3	2.6m	0.0m (0)	0.0m (0)	2:44.10	29.20s	29.20s
3	WHERE IT BEGAN	4	4.9m	4.6m (0)	3.9m (0)	2:44.27	29.15s	29.09s
1	ALCATRAZ MISS	5	6.5m	9.1m (0)	8.4m (0)	2:44.39	29.15s	28.88s
7	SOHO AMARYLLIS	6	8.0m	27.0m (1)	21.4m (2)	2:44.51	28.79s	28.06s
13	MAJOR EASTWOOD	7	15.2m	22.9m (0)	19.8m (0)	2:45.06	28.97s	28.73s
12	GLENANGE MISS	8	16.9m	18.5m (0)	14.2m (0)	2:45.19	28.89s	29.26s
10	HEAVENLY FLYER	9	20.2m	16.3m (1)	14.9m (3)	2:45.44	29.09s	29.46s
8	HEAVENLY NIKKY	10	20.9m	13.5m (0)	12.2m (2)	2:45.49	29.10s	29.71s
11	VILLAVOS	11	26.6m	21.9m (1)	19.1m (1)	2:45.92	28.99s	29.64s
4	MADAM MARCHETE	12	26.7m	7.0m (1)	9.7m (1)	2:45.93	29.39s	30.33s

Finish Position and metres gained

First Arrow shows distance gain/loss from 2nd Qtr to 3rd Qtr, Second Arrow shows distance gain/loss from 3rd Qtr to Finish
Blue arrow indicates best gain in these quarters.



Shepparton Race 4 Distance 1690m

Sunday, 3 May 2026


Gross Time: 2:03.90 MileRate: 1:58.00 LeadTime: 5.80s First Qtr: 28.20s Second Qtr: 30.70s Third Qtr: 28.90s Fourth Qtr: 30.30s

DATA TABLE: 800 / 400 Posi's are position from leader and (how wide the horse was at that position)

No	Horse	Plc	Mar	800 Posi	400 Posi	Time	3rd Qtr	4th Qt
6	ROYLANCE	1	0.0m	0.0m (0)	0.0m (0)	2:03.90	28.90s	30.30s
8	KRAKEY	2	2.5m	17.0m (2)	4.8m (2)	2:04.10	28.03s	30.15s
12	ALCATRAZ GIRL	3	6.2m	21.1m (2)	9.0m (2)	2:04.39	28.05s	30.13s
13	OLLY ODD POTTS	4	6.3m	10.5m (1)	11.4m (1)	2:04.40	28.98s	29.96s
1	UPRIGHT	5	9.7m	4.6m (0)	6.3m (0)	2:04.67	29.03s	30.61s
7	KYRGIOS	6	10.7m	1.6m (1)	3.1m (1)	2:04.75	29.01s	30.92s
5	ROYLE BLOOD	7	14.0m	6.4m (1)	7.2m (1)	2:05.01	28.97s	30.88s
10	MANDS PEARL	8	16.6m	13.7m (0)	15.6m (0)	2:05.22	29.07s	30.47s
9	NIVEKALON EAGLE	9	17.2m	14.7m (1)	15.4m (1)	2:05.26	28.97s	30.53s
11	PARISIAN BANDIT	10	20.8m	18.9m (1)	14.0m (2)	2:05.55	28.57s	30.92s
4	REALLY CAMPBELL	11	25.2m	9.2m (0)	11.7m (0)	2:05.90	29.10s	31.44s

Finish Position and metres gained

First Arrow shows distance gain/loss from 2nd Qtr to 3rd Qtr, Second Arrow shows distance gain/loss from 3rd Qtr to Finish
Blue arrow indicates best gain in these quarters.



Shepparton Race 5 Distance 1690m

Sunday, 3 May 2026




Gross Time: 2:00.70 MileRate: 1:54.90 LeadTime: 5.20s First Qtr: 28.10s Second Qtr: 29.90s Third Qtr: 28.40s Fourth Qtr: 29.10s

DATA TABLE: 800 / 400 Posi's are position from leader and (how wide the horse was at that position)

NoHorse	Plc	Mar	800 Posi	400 Posi	Time	3rd Qtr	4th Qt
10 IDEAL BANDIT	1	0.0m	18.2m (2)	9.8m (2)	2:00.70	27.82s	28.40s
9 WILD CARD	2	8.2m	14.3m (2)	5.9m (1)	2:01.33	27.81s	29.31s
11 HITCH TO HIS STAR	3	11.1m	22.8m (2)	15.1m (3)	2:01.55	27.87s	28.87s
6 FOURTH RESPONSE	4	11.5m	0.0m (0)	0.0m (0)	2:01.58	28.40s	29.98s
8 CELESTIAL ZODIAC	5	12.5m	12.8m (0)	13.2m (0)	2:01.65	28.44s	29.11s
5 EDUARDE GRANGE	6	14.7m	4.3m (0)	5.0m (0)	2:01.82	28.46s	29.86s
1 OOH AH LISTAH	7	16.1m	8.8m (0)	9.2m (0)	2:01.93	28.44s	29.67s
4 THE GOLDEN HOOK	8	16.7m	11.7m (1)	17.6m (2)	2:01.97	28.83s	29.11s
2 SOHO PLAYGIRL	9	20.6m	7.9m (1)	15.4m (1)	2:02.27	28.94s	29.57s
3 MIKIS PLEASURE	10	102.2m	3.2m (1)	10.6m (1)	2:08.50	28.93s	36.14s

Finish Position and metres gained

First Arrow shows distance gain/loss from 2nd Qtr to 3rd Qtr, Second Arrow shows distance gain/loss from 3rd Qtr to Finish
Blue arrow indicates best gain in these quarters.



Shepparton Race 6 Distance 2190m

Sunday, 3 May 2026


Gross Time: 2:42.80 MileRate: 1:59.60 LeadTime: 41.70s First Qtr: 31.40s Second Qtr: 31.10s Third Qtr: 29.40s Fourth Qtr: 29.20s

DATA TABLE: 800 / 400 Posi's are position from leader and (how wide the horse was at that position)

No	Horse	Plc	Mar	800 Posi	400 Posi	Time	3rd Qtr	4th Qt
3	LEONARD	1	0.0m	0.0m (0)	0.0m (0)	2:42.80	29.40s	29.20s
11	TOORAM DANNY	2	0.5m	17.4m (2)	2.8m (2)	2:42.84	28.33s	29.04s
2	METRO MEMORY	3	0.8m	4.3m (0)	4.4m (0)	2:42.86	29.41s	28.94s
6	WAYSAM	4	4.5m	11.7m (1)	12.6m (0)	2:43.14	29.46s	28.62s
9	LORIMERMAJOR	5	5.2m	8.8m (0)	8.2m (0)	2:43.20	29.36s	29.00s
12	LA SMOOCH	6	10.2m	22.1m (2)	7.1m (2)	2:43.58	28.31s	29.46s
4	BET SHEZA LADY	7	13.0m	16.2m (1)	12.0m (2)	2:43.80	29.08s	29.33s
10	MIKISPUR	8	13.5m	3.5m (1)	2.3m (1)	2:43.83	29.31s	30.06s
13	DONT ASK AGAIN	9	21.0m	20.3m (0)	17.2m (1)	2:44.41	29.17s	29.56s
5	LESTER	10	22.5m	8.0m (1)	8.2m (1)	2:44.52	29.41s	30.32s
1	BELLA LOMBO	11	29.5m	12.7m (0)	16.5m (0)	2:45.06	29.67s	30.26s
7	WHENIGROWUP	12	44.5m	26.0m (0)	21.6m (1)	2:46.21	29.07s	31.04s

Finish Position and metres gained

First Arrow shows distance gain/loss from 2nd Qtr to 3rd Qtr, Second Arrow shows distance gain/loss from 3rd Qtr to Finish. Blue arrow indicates best gain in these quarters.



800

Visual positions in race at 2nd Quarter



400

Visual positions in race at 3rd Quarter



Sectional Analysis Software

Not just form | Free Trial

www.facebook.com/PJHarnessRacing



RISE Digital, Harness Racing Australia nor the provider accepts any responsibility for the completeness or accuracy of any of the information contained herein, and makes no representations about its suitability for any particular purpose. Users should make their own judgements about those matters and/or seek independent advice. You assume all risks associated with use of data provided on this page

Shepparton Race 7 Distance 2190m

Sunday, 3 May 2026


Gross Time: 2:40.00 MileRate: 1:57.60 LeadTime: 41.60s First Qtr: 30.80s Second Qtr: 30.10s Third Qtr: 28.90s Fourth Qtr: 28.60s

DATA TABLE: 800 / 400 Posi's are position from leader and (how wide the horse was at that position)

No	Horse	Plc	Mar	800 Posi	400 Posi	Time	3rd Qtr	4th Qt
10	ALL OVER IT	1	0.0m	0.0m (0)	0.0m (0)	2:40.00	28.90s	28.60s
12	HELLOVATIME	2	12.9m	18.4m (2)	3.2m (1)	2:40.97	27.82s	29.29s
11	WICKED WIZARD	3	13.8m	15.8m (1)	7.6m (1)	2:41.04	28.32s	29.04s
5	OUR CHEEKY DEVIL	4	17.1m	7.6m (1)	15.2m (2)	2:41.28	29.44s	28.74s
2	OUTBACK QUEENIE	5	32.9m	12.2m (0)	18.6m (1)	2:42.47	29.36s	29.62s
7	UNCLE TREV	6	34.1m	3.8m (0)	5.8m (0)	2:42.56	29.05s	30.61s
1	CLIVES GIRL	7	38.6m	17.6m (0)	21.8m (2)	2:42.90	29.21s	29.79s
3	WILL HE REIGN	8	49.2m	8.0m (0)	14.6m (0)	2:43.69	29.38s	31.06s
4	MAGIC MIKE	9	59.3m	11.4m (1)	19.6m (3)	2:44.45	29.50s	31.42s
6	POSTIT LAFITE	10	70.9m	3.6m (1)	12.6m (1)	2:45.32	29.56s	32.75s
8	NOMORELYING	11	172.5m	22.0m (0)	33.4m (0)	2:52.95	29.77s	38.49s

Finish Position and metres gained

First Arrow shows distance gain/loss from 2nd Qtr to 3rd Qtr, Second Arrow shows distance gain/loss from 3rd Qtr to Finish
Blue arrow indicates best gain in these quarters.



800

Visual positions in race at 2nd Quarter



400

Visual positions in race at 3rd Quarter



Shepparton Race 8 Distance 2190m

Sunday, 3 May 2026


Gross Time: 2:41.70 MileRate: 1:58.80 LeadTime: 43.70s First Qtr: 30.10s Second Qtr: 29.80s Third Qtr: 28.90s Fourth Qtr: 29.20s

DATA TABLE: 800 / 400 Posi's are position from leader and (how wide the horse was at that position)

No	Horse	Plc	Mar	800 Posi	400 Posi	Time	3rd Qtr	4th Qt
3	ROAM	1	0.0m	7.4m (1)	7.6m (2)	2:41.70	28.92s	28.65s
5	LONGTAN VIPER	2	5.8m	16.0m (1)	2.4m (2)	2:42.14	27.92s	29.45s
1	SPIRIT OF SAHARA	3	6.3m	4.2m (0)	4.0m (0)	2:42.18	28.88s	29.37s
8	CAESAR NERO	4	17.3m	8.2m (0)	8.0m (0)	2:43.03	28.88s	29.88s
2	GINGER ELLA	5	18.0m	0.0m (0)	0.0m (0)	2:43.08	28.89s	30.51s
7	THE VILLAIN	6	19.9m	20.4m (1)	8.0m (3)	2:43.22	28.00s	30.06s
6	CATIES SON	7	22.8m	12.6m (0)	12.0m (0)	2:43.45	28.85s	29.98s
9	IM DUSTEE	8	26.6m	3.4m (1)	4.0m (1)	2:43.74	28.93s	30.84s
11	SHE HAUNTS EM	9	39.2m	11.4m (1)	12.0m (2)	2:44.70	28.93s	31.17s
4	POSTER PERFECT	10	48.4m	17.2m (0)	16.4m (2)	2:45.41	28.83s	31.52s


Finish Position and metres gained

First Arrow shows distance gain/loss from 2nd Qtr to 3rd Qtr, Second Arrow shows distance gain/loss from 3rd Qtr to Finish
Blue arrow indicates best gain in these quarters.



800

Visual positions in race at 2nd Quarter



400

Visual positions in race at 3rd Quarter