

Shepparton Race 1 Distance 2190m

Tuesday, 2 June 2026




Gross Time: 2:45.80 MileRate: 2:01.90 LeadTime: 42.30s First Qtr: 32.10s Second Qtr: 29.40s Third Qtr: 31.20s Fourth Qtr: 30.80s

DATA TABLE: 800 / 400 Posi's are position from leader and (how wide the horse was at that position)

NoHorse	Plc	Mar	800 Posi	400 Posi	Time	3rd Qtr	4th Qt
3 QUEENHIGH FLUSH	1	0.0m	4.5m (0)	4.2m (0)	2:45.80	31.19s	30.48s
1 ROCKIN CHARMER	2	5.0m	9.0m (0)	8.3m (0)	2:46.20	31.18s	30.56s
10 JOEYS HANGOVER	3	5.4m	15.6m (1)	8.7m (3)	2:46.24	30.73s	30.57s
5 NIVEKALON EAGLE	4	5.8m	0.0m (0)	0.0m (0)	2:46.27	31.20s	31.27s
9 REASON TO LAUGH	5	6.0m	2.1m (1)	3.1m (1)	2:46.28	31.28s	31.04s
2 HARTNETT	6	7.7m	11.2m (1)	8.7m (1)	2:46.42	31.05s	30.75s
8 ROYLE BLOOD	7	8.3m	12.9m (0)	11.9m (0)	2:46.47	31.18s	30.55s
7 THE ACCIDENTAL ONE	8	11.8m	23.4m (1)	15.6m (2)	2:46.75	30.69s	30.55s
11 VERY TEMPTING	9	12.4m	19.7m (1)	13.5m (3)	2:46.80	30.80s	30.76s
6 BLUE OCEAN	10	20.8m	6.7m (1)	9.6m (2)	2:47.48	31.45s	31.74s
4 LILNOVA	11	25.9m	18.6m (0)	14.3m (1)	2:47.89	30.94s	31.79s

Finish Position and metres gained

First Arrow shows distance gain/loss from 2nd Qtr to 3rd Qtr, Second Arrow shows distance gain/loss from 3rd Qtr to Finish
Blue arrow indicates best gain in these quarters.



Shepparton Race 2 Distance 1690m

Tuesday, 2 June 2026



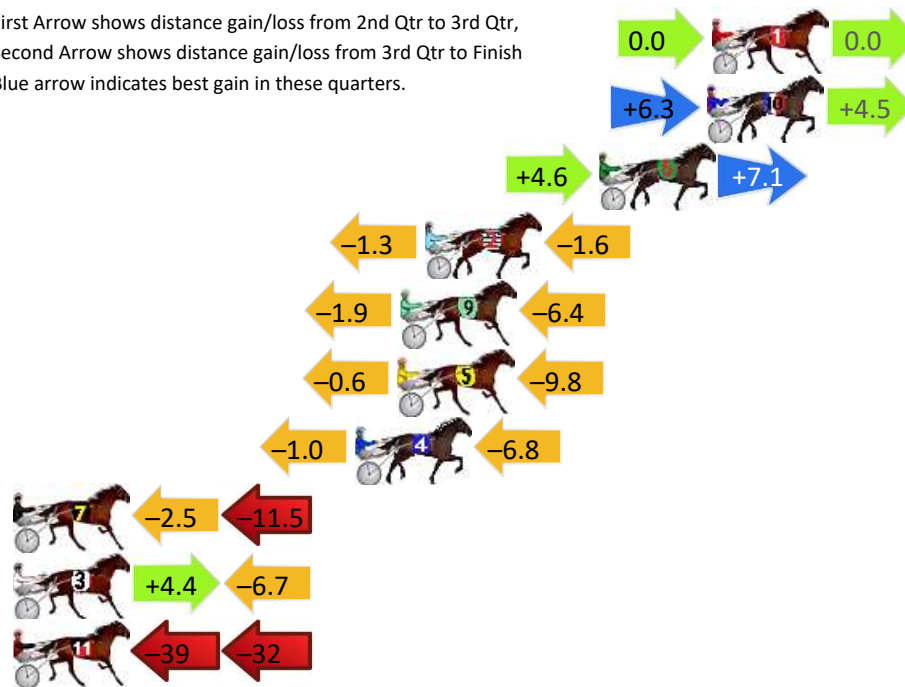
Gross Time: 2:02.70 MileRate: 1:56.80 LeadTime: 5.60s First Qtr: 28.40s Second Qtr: 30.40s Third Qtr: 28.70s Fourth Qtr: 29.60s

DATA TABLE: 800 / 400 Posi's are position from leader and (how wide the horse was at that position)

No	Horse	Plc	Mar	800 Posi	400 Posi	Time	3rd Qtr	4th Qt
1	EAGLE MAJOR	1	0.0m	0.0m (0)	0.0m (0)	2:02.70	28.70s	29.60s
10	IM DUSTEE	2	0.2m	11.0m (1)	4.7m (2)	2:02.72	28.25s	29.28s
6	WILL HE REIGN	3	4.5m	16.2m (1)	11.6m (1)	2:03.05	28.38s	29.11s
2	ELIZAJANE	4	11.5m	8.6m (0)	9.9m (0)	2:03.59	28.81s	29.77s
9	LORIMERMAJOR	5	12.5m	4.2m (0)	6.1m (0)	2:03.67	28.84s	30.13s
5	SIR SONNY MAGUIRE	6	12.6m	2.2m (1)	2.8m (1)	2:03.68	28.74s	30.38s
4	MISS JOPLIN	7	14.3m	6.5m (1)	7.5m (1)	2:03.81	28.77s	30.17s
7	ASHANTE WARRIOR	8	29.0m	15.0m (0)	17.5m (1)	2:04.95	28.90s	30.58s
3	DAUGHTER OFDARKNES	9	32.5m	30.2m (1)	25.8m (0)	2:05.22	28.41s	30.25s
11	IM ALRIGHT JACK	10	93.3m	22.8m (1)	61.7m (1)	2:09.94	31.54s	32.37s

Finish Position and metres gained

First Arrow shows distance gain/loss from 2nd Qtr to 3rd Qtr, Second Arrow shows distance gain/loss from 3rd Qtr to Finish
Blue arrow indicates best gain in these quarters.



Shepparton Race 3 Distance 1690m



Tuesday, 2 June 2026

Gross Time: 2:04.60 MileRate: 1:58.60 LeadTime: 5.80s First Qtr: 30.40s Second Qtr: 32.20s Third Qtr: 28.90s Fourth Qtr: 27.30s

DATA TABLE: 800 / 400 Posi's are position from leader and (how wide the horse was at that position)

No	Horse	Plc	Mar	800 Posi	400 Posi	Time	3rd Qtr	4th Qt
6	REAL TEMPTATION	1	0.0m	0.0m (0)	0.0m (0)	2:04.60	28.90s	27.30s
1	THERESHEWAS	2	7.0m	4.2m (0)	4.7m (0)	2:05.10	28.93s	27.47s
9	FENWAY PARK	3	11.1m	11.2m (1)	4.7m (2)	2:05.40	28.42s	27.77s
8	LOIERO	4	11.3m	8.6m (0)	10.0m (0)	2:05.41	28.98s	27.41s
2	WHATS GLENDA GOT	5	13.0m	6.4m (1)	11.9m (1)	2:05.53	29.27s	27.40s
10	CAMERINA	6	19.7m	15.7m (1)	10.5m (2)	2:06.02	28.50s	27.99s
4	HELENSHOPE	7	19.8m	2.3m (1)	8.0m (1)	2:06.02	29.29s	28.16s
5	WAYSAM	8	23.8m	14.9m (0)	16.9m (0)	2:06.31	29.01s	27.83s
11	CAPTAIN LOCKSLEY	9	31.4m	19.9m (1)	16.2m (2)	2:06.86	28.60s	28.43s
3	DONT ASK AGAIN	10	40.5m	21.9m (0)	20.9m (0)	2:07.51	28.79s	28.75s

Finish Position and metres gained



800

Visual positions in race at 2nd Quarter



400

Visual positions in race at 3rd Quarter



Shepparton Race 4 Distance 1690m

Tuesday, 2 June 2026




Gross Time: 2:03.60 MileRate: 1:57.70 LeadTime: 5.40s First Qtr: 29.90s Second Qtr: 29.40s Third Qtr: 29.20s Fourth Qtr: 29.70s

DATA TABLE: 800 / 400 Posi's are position from leader and (how wide the horse was at that position)

No	Horse	Plc	Mar	800 Posi	400 Posi	Time	3rd Qtr	4th Qt
2	ALCATRAZ GIRL	1	0.0m	0.0m (0)	0.0m (0)	2:03.60	29.20s	29.70s
1	MIKI MARK	2	1.4m	3.9m (0)	3.7m (1)	2:03.71	29.19s	29.54s
8	COZMO	3	5.5m	9.4m (0)	8.8m (0)	2:04.03	29.16s	29.49s
7	ALABAMA ICE	4	8.7m	32.2m (1)	20.1m (1)	2:04.28	28.33s	28.91s
3	ARRAPS	5	10.7m	13.9m (1)	13.7m (0)	2:04.43	29.19s	29.53s
10	TOPHUT JOHNY	6	11.5m	27.2m (1)	17.8m (0)	2:04.50	28.52s	29.30s
5	CRESCO THREEPEAT	7	16.8m	9.3m (1)	8.8m (1)	2:04.91	29.16s	30.37s
6	OUR MYSTERY BET	8	19.0m	36.5m (0)	24.6m (0)	2:05.08	28.35s	29.38s
9	FINAL BOW	9	23.0m	21.7m (1)	15.6m (1)	2:05.39	28.76s	30.35s
4	TEX GOES BANG	10	28.7m	36.9m (1)	31.4m (0)	2:05.83	28.82s	29.63s

Finish Position and metres gained

First Arrow shows distance gain/loss from 2nd Qtr to 3rd Qtr, Second Arrow shows distance gain/loss from 3rd Qtr to Finish
Blue arrow indicates best gain in these quarters.



Shepparton Race 5 Distance 2190m

Tuesday, 2 June 2026


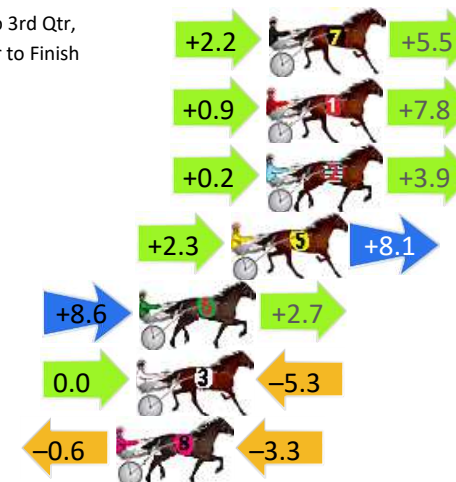
Gross Time: 2:43.90 MileRate: 2:00.40 LeadTime: 43.10s First Qtr: 31.80s Second Qtr: 30.90s Third Qtr: 28.90s Fourth Qtr: 29.20s

DATA TABLE: 800 / 400 Posi's are position from leader and (how wide the horse was at that position)

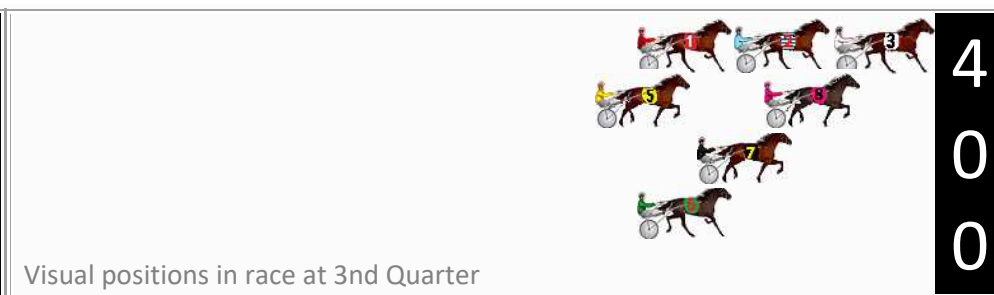
No	Horse	Plc	Mar	800 Posi	400 Posi	Time	3rd Qtr	4th Qt
7	HERAKLES	1	0.0m	7.7m (1)	5.5m (2)	2:43.90	28.74s	28.80s
1	SHARP INTEREST	2	0.1m	8.8m (0)	7.9m (0)	2:43.91	28.84s	28.64s
2	INTERPRETATION	3	0.1m	4.2m (0)	4.0m (0)	2:43.91	28.89s	28.92s
5	SCHEMING	4	1.5m	11.9m (1)	9.6m (1)	2:44.01	28.73s	28.62s
6	WITH IN REASON	5	5.2m	16.5m (1)	7.9m (3)	2:44.30	28.28s	29.03s
3	NUGGET ROGERS	6	5.3m	0.0m (0)	0.0m (0)	2:44.31	28.90s	29.61s
8	HITCH TO HIS STAR	7	6.1m	2.2m (1)	2.8m (1)	2:44.37	28.94s	29.47s

Finish Position and metres gained

First Arrow shows distance gain/loss from 2nd Qtr to 3rd Qtr, Second Arrow shows distance gain/loss from 3rd Qtr to Finish Blue arrow indicates best gain in these quarters.



Visual positions in race at 2nd Quarter



Visual positions in race at 3rd Quarter

Shepparton Race 6 Distance 1690m

Tuesday, 2 June 2026

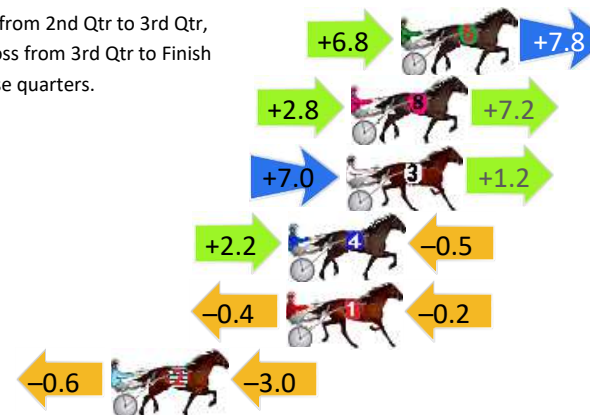
Gross Time: 2:04.50 MileRate: 1:58.60 LeadTime: 5.40s First Qtr: 28.40s Second Qtr: 31.30s Third Qtr: 30.00s Fourth Qtr: 29.40s

DATA TABLE: 800 / 400 Posi's are position from leader and (how wide the horse was at that position)

NoHorse	Plc	Mar	800 Posi	400 Posi	Time	3rd Qtr	4th Qt
6 HELLO POSSUMS	1	0.0m	14.6m (1)	7.8m (2)	2:04.50	29.49s	28.83s
8 THE KING OFTHEROAD	2	2.0m	12.0m (0)	9.2m (1)	2:04.65	29.79s	28.87s
3 INTERESTINME	3	2.2m	10.4m (1)	3.4m (2)	2:04.67	29.48s	29.31s
4 OUR CHEEKY DEVIL	4	4.5m	6.2m (1)	4.0m (1)	2:04.85	29.84s	29.44s
1 FEEL THE REIGN	5	4.6m	4.0m (0)	4.4m (0)	2:04.85	30.03s	29.41s
2 EYE SEE PHILTRA	6	11.6m	8.0m (0)	8.6m (0)	2:05.39	30.05s	29.62s

Finish Position and metres gained

First Arrow shows distance gain/loss from 2nd Qtr to 3rd Qtr,
Second Arrow shows distance gain/loss from 3rd Qtr to Finish
Blue arrow indicates best gain in these quarters.



800

Visual positions in race at 2nd Quarter



400

Visual positions in race at 3rd Quarter



Shepparton Race 7 Distance 2190m

Tuesday, 2 June 2026


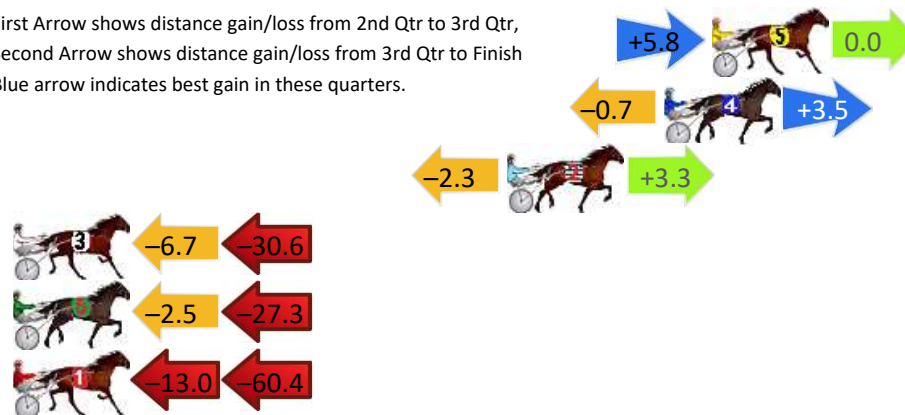
Gross Time: 2:48.10 MileRate: 2:03.50 LeadTime: 43.50s First Qtr: 32.70s Second Qtr: 31.70s Third Qtr: 29.40s Fourth Qtr: 30.80s

DATA TABLE: 800 / 400 Posi's are position from leader and (how wide the horse was at that position)

NoHorse	Plc	Mar	800 Posi	400 Posi	Time	3rd Qtr	4th Qt
5 JILLIBY TOPGUN	1	0.0m	5.8m (1)	0.0m (0)	2:48.10	28.97s	30.80s
4 GIGGLE WATER	2	1.9m	4.7m (0)	5.4m (0)	2:48.25	29.46s	30.55s
2 STARLIGHT RED	3	8.2m	9.2m (0)	11.5m (0)	2:48.76	29.59s	30.60s
3 VAN DOREN	4	37.3m	0.0m (0)	6.7m (1)	2:51.11	29.90s	33.31s
6 MONTANA MUSCLE	5	41.5m	11.7m (1)	14.2m (1)	2:51.44	29.60s	33.08s
1 IN HIGH PLACES	6	181.1m	107.7m (0)	120.7m (0)	3:02.69	30.56s	36.36s

Finish Position and metres gained

First Arrow shows distance gain/loss from 2nd Qtr to 3rd Qtr,
Second Arrow shows distance gain/loss from 3rd Qtr to Finish
Blue arrow indicates best gain in these quarters.



Visual positions in race at 2nd Quarter

Visual positions in race at 3rd Quarter

Shepparton Race 8 Distance 1690m

Tuesday, 2 June 2026



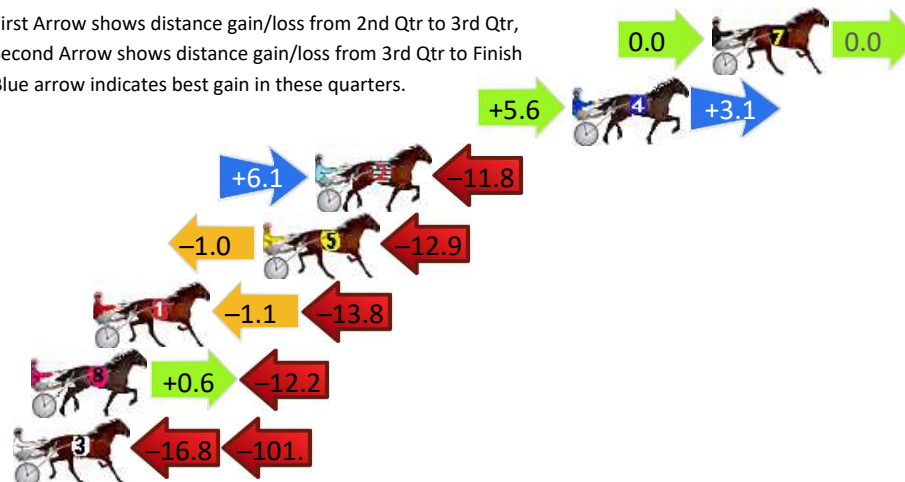
Gross Time: 2:09.10 MileRate: 2:02.90 LeadTime: 6.30s First Qtr: 31.50s Second Qtr: 32.80s Third Qtr: 29.80s Fourth Qtr: 28.70s

DATA TABLE: 800 / 400 Posi's are position from leader and (how wide the horse was at that position)

No	Horse	Plc	Mar	800 Posi	400 Posi	Time	3rd Qtr	4th Qt
7	LITTLE MISS VALLEY	1	0.0m	0.0m (0)	0.0m (0)	2:09.10	29.80s	28.70s
4	WALKIN UNDERSTARZ	2	5.6m	14.3m (1)	8.7m (1)	2:09.52	29.37s	28.49s
2	MONEY TALKS	3	15.9m	10.2m (1)	4.1m (1)	2:10.30	29.34s	29.60s
5	TAKEN BY WINE	4	18.0m	4.1m (0)	5.1m (0)	2:10.46	29.87s	29.69s
1	CRESCO CASHFLOW	5	24.8m	9.9m (0)	11.0m (0)	2:10.97	29.87s	29.77s
8	VICTREE VIC	6	27.3m	15.7m (0)	15.1m (1)	2:11.16	29.74s	29.66s
3	SHINELIKETHESUN	7	305.4m	186.7m (0)	203.5m (0)	2:32.11	30.77s	36.91s

Finish Position and metres gained

First Arrow shows distance gain/loss from 2nd Qtr to 3rd Qtr, Second Arrow shows distance gain/loss from 3rd Qtr to Finish
Blue arrow indicates best gain in these quarters.



Visual positions in race at 2nd Quarter

Visual positions in race at 3rd Quarter

Shepparton Race 9 Distance 1690m

Tuesday, 2 June 2026



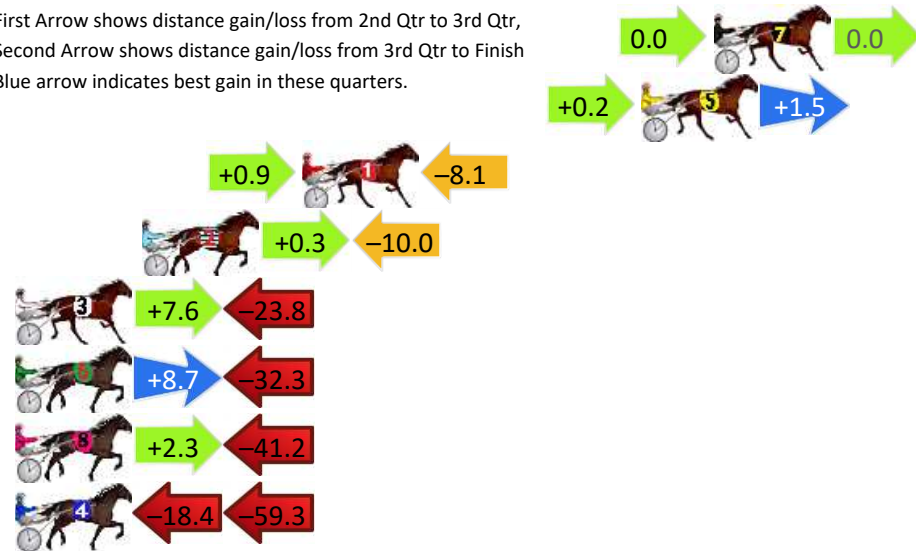
Gross Time: 2:05.90 MileRate: 1:59.90 LeadTime: 5.60s First Qtr: 28.40s Second Qtr: 31.80s Third Qtr: 31.60s Fourth Qtr: 28.50s

DATA TABLE: 800 / 400 Posi's are position from leader and (how wide the horse was at that position)

NoHorse	Plc	Mar	800 Posi	400 Posi	Time	3rd Qtr	4th Qt
7 KATIE LORRAINE	1	0.0m	0.0m (0)	0.0m (0)	2:05.90	31.60s	28.50s
5 EEDEEBEE	2	2.9m	4.6m (0)	4.4m (0)	2:06.12	31.57s	28.39s
1 OPERTSER	3	16.5m	9.3m (0)	8.4m (0)	2:07.14	31.50s	29.11s
2 IMAGUNNARESTNGO	4	22.9m	13.2m (0)	12.9m (0)	2:07.61	31.52s	29.25s
3 SPOT THE DEVIL	5	31.3m	15.1m (1)	7.5m (1)	2:08.24	30.97s	30.28s
6 ITS JUST RUBY	6	43.8m	20.2m (1)	11.5m (1)	2:09.18	30.87s	30.92s
8 DESTINY KEPT	7	56.7m	17.8m (0)	15.5m (1)	2:10.14	31.36s	31.58s
4 MAC JAMES	8	174.8m	97.1m (0)	115.5m (0)	2:18.98	32.60s	32.95s

Finish Position and metres gained

First Arrow shows distance gain/loss from 2nd Qtr to 3rd Qtr, Second Arrow shows distance gain/loss from 3rd Qtr to Finish Blue arrow indicates best gain in these quarters.



Visual positions in race at 2nd Quarter

Visual positions in race at 3rd Quarter

Shepparton Race 10 Distance 1690m

Tuesday, 2 June 2026

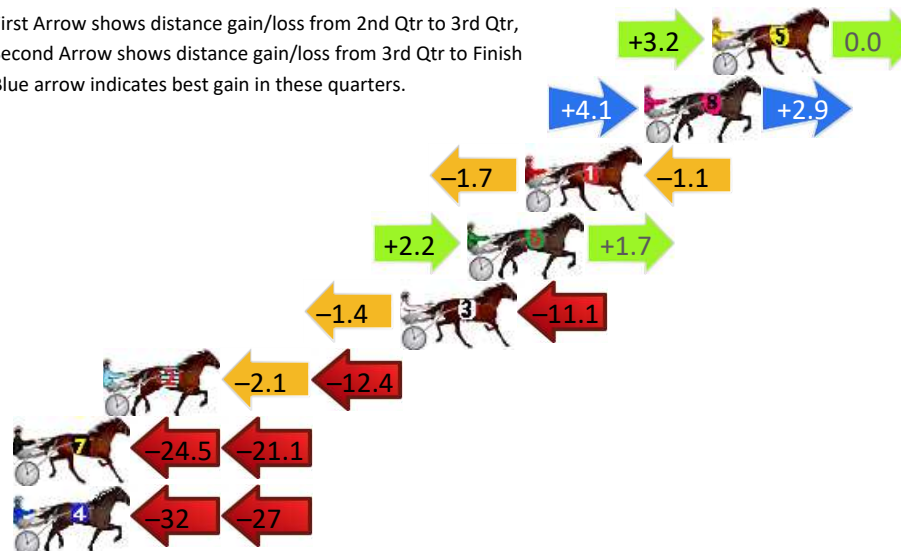
Gross Time: 2:05.10 MileRate: 1:59.10 LeadTime: 5.60s First Qtr: 30.50s Second Qtr: 31.10s Third Qtr: 28.60s Fourth Qtr: 29.30s

DATA TABLE: 800 / 400 Posi's are position from leader and (how wide the horse was at that position)

No	Horse	Plc	Mar	800 Posi	400 Posi	Time	3rd Qtr	4th Qt
5	MAURLEN GRACE	1	0.0m	3.2m (1)	0.0m (1)	2:05.10	28.37s	29.30s
8	FIFTY SEVEN CHEVY	2	2.7m	9.7m (1)	5.6m (1)	2:05.31	28.31s	29.11s
1	BEST BY A MILE	3	7.5m	4.7m (0)	6.4m (0)	2:05.68	28.73s	29.42s
6	THE FEENY FAVORITE	4	9.8m	13.7m (1)	11.5m (1)	2:05.85	28.45s	29.22s
3	DIAMONDONTHERO CKS	5	12.5m	0.0m (0)	1.4m (0)	2:06.06	28.70s	30.16s
2	TOFFEE BELLE	6	24.4m	9.9m (0)	12.0m (0)	2:06.97	28.76s	30.31s
7	BETTING ON TASH	7	60.4m	14.8m (0)	39.3m (0)	2:09.74	30.38s	31.11s
4	SUNSHINE MILLIE	8	76.7m	18.7m (0)	50.4m (0)	2:10.99	30.90s	31.56s

Finish Position and metres gained

First Arrow shows distance gain/loss from 2nd Qtr to 3rd Qtr,
Second Arrow shows distance gain/loss from 3rd Qtr to Finish
Blue arrow indicates best gain in these quarters.



8
0
0

Visual positions in race at 2nd Quarter



4
0
0

Visual positions in race at 3rd Quarter

