

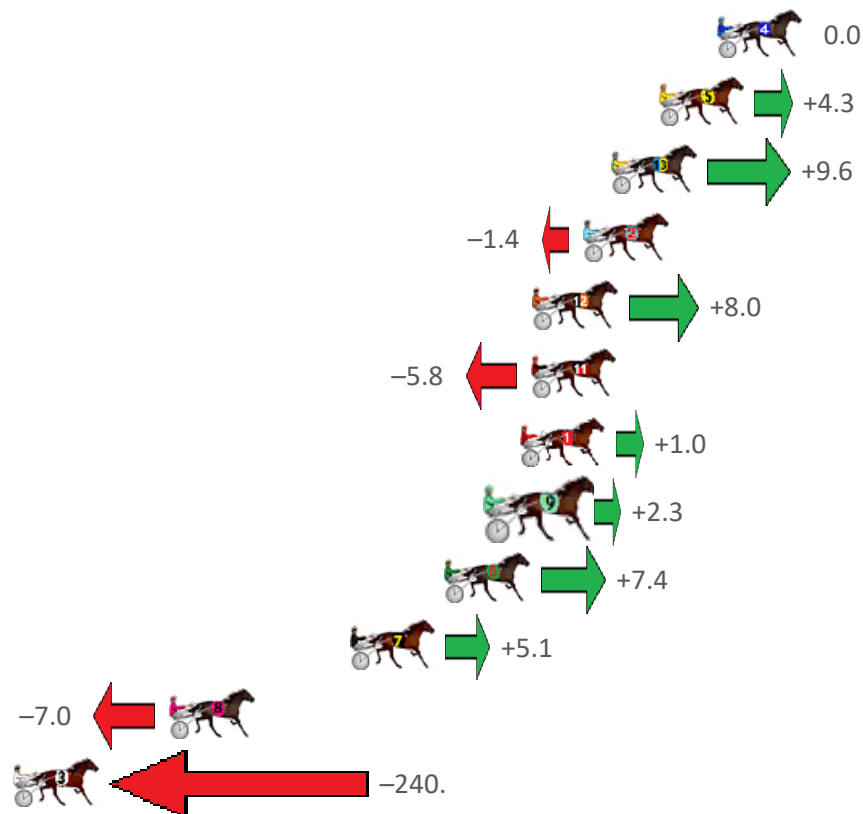
Shepparton Race 1 Distance 2190m

Tuesday, 1 August 2023

Gross Time: 2:43.20 MileRate: 1:59.90 LeadTime: 42.50s First Qtr: 30.20s Second Qtr: 31.90s Third Qtr: 29.20s Fourth Qtr: 29.40s

NoHorse	Plc	Mar	800 Posi	400 Posi	Time	3rd Qtr	4th Qtr
4 HALF PRICE BRIDE	1	0.0m	0.0m (0)	0.0m (0)	2:43.20	29.20s	29.40s
5 ORIONS WILDSIDE	2	2.3m	6.6m (1)	5.5m (1)	2:43.38	29.12s	29.18s
13 RINGORELLA	3	4.2m	13.8m (0)	13.2m (0)	2:43.52	29.16s	28.76s
2 MYSTIQUE STRIDE	4	5.3m	3.9m (0)	4.4m (0)	2:43.61	29.24s	29.49s
12 BULLETPROOF SNIPE	5	7.3m	15.3m (2)	3.9m (2)	2:43.76	28.37s	29.68s
11 REPETITIVE	6	7.4m	1.6m (1)	1.1m (1)	2:43.77	29.16s	29.89s
1 SHES POPPY	7	7.8m	8.8m (0)	8.8m (0)	2:43.80	29.20s	29.36s
9 BARNY BILL	8	8.7m	11.0m (1)	11.5m (1)	2:43.87	29.24s	29.23s
6 IVE AN IDEA	9	10.8m	18.2m (0)	12.1m (2)	2:44.03	28.76s	29.35s
7 SON OF THE SHARK	10	14.6m	19.7m (2)	8.2m (2)	2:44.33	28.37s	29.93s
8 MONSIEUR MEILLAN	11	21.8m	14.8m (1)	17.0m (1)	2:44.88	29.36s	29.84s
3 LILLI BET	12	265.5m	24.8m (1)	176.3m (0)	3:03.67	40.24s	37.03s

Finish Position and metres gained from 800m



PJ Harness Analyser

Sectional Analysis Software – Not just a formguide!

www.facebook.com/PJHarnessRacing



RISE Digital, Harness Racing Australia nor the provider accepts any responsibility for the completeness or accuracy of any of the information contained herein, and makes no representations about its suitability for any particular purpose. Users should make their own judgements about those matters and/or seek independent advice. You assume all risks associated with use of data provided on this page

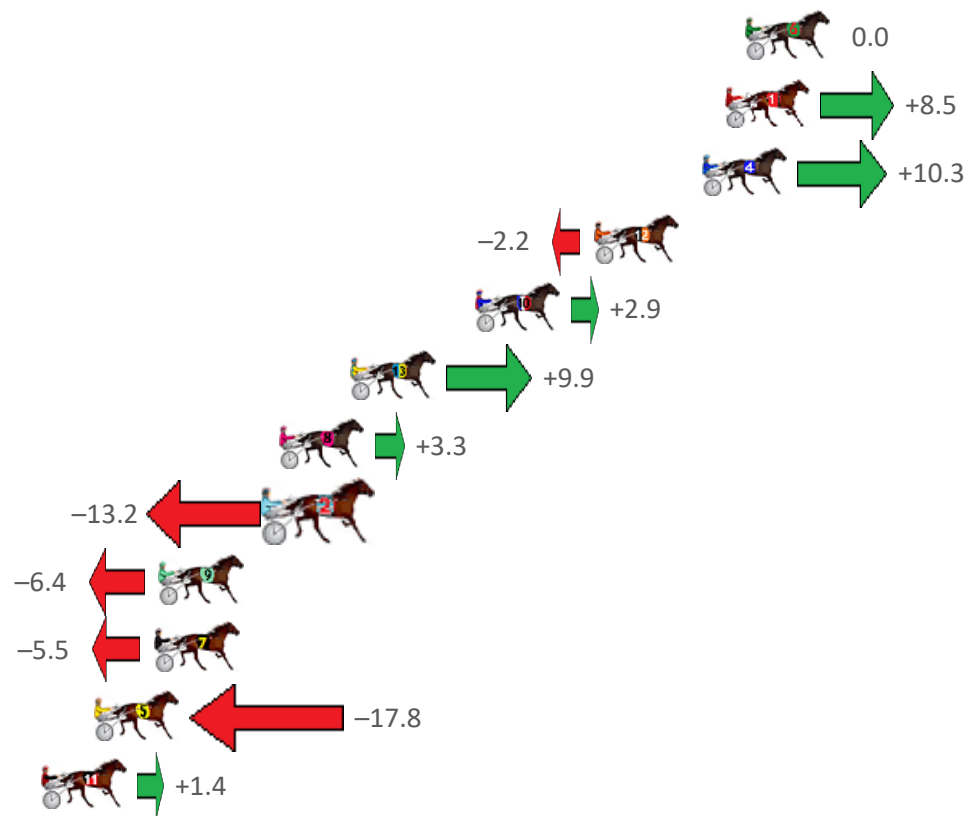
Shepparton Race 2 Distance 2190m

Tuesday, 1 August 2023

Gross Time: 2:48.60 MileRate: 2:03.90 LeadTime: 43.80s First Qtr: 33.60s Second Qtr: 32.00s Third Qtr: 29.50s Fourth Qtr: 29.70s

NoHorse	Plc	Mar	800 Posi	400 Posi	Time	3rd Qtr	4th Qtr
6 LINDY GRACE	1	0.0m	0.0m (0)	0.0m (0)	2:48.60	29.50s	29.70s
1 FOCUS	2	0.8m	9.3m (0)	7.6m (1)	2:48.66	29.38s	29.20s
4 ROMANTIC NINA	3	1.7m	12.0m (1)	2.7m (2)	2:48.73	28.82s	29.63s
12 CROOKWELL EYES	4	6.0m	3.8m (1)	3.8m (1)	2:49.07	29.50s	29.89s
10 LITTLE TEDEY	5	10.7m	13.6m (0)	9.3m (0)	2:49.43	29.18s	29.85s
13 KYVALLEY PAINT	6	15.7m	25.6m (1)	15.2m (2)	2:49.82	28.74s	29.80s
8 ELEGANT PEAK	7	18.5m	21.8m (1)	9.3m (3)	2:50.04	28.58s	30.46s
2 KALARNEY PRINCE	8	18.7m	5.5m (0)	4.4m (0)	2:50.06	29.42s	30.84s
9 PERFECT PEAK	9	23.3m	16.9m (1)	14.1m (1)	2:50.41	29.30s	30.47s
7 ROCKFORD PEACH	10	23.5m	18.0m (0)	14.1m (0)	2:50.43	29.22s	30.49s
5 MALHANA MUSCLES	11	25.9m	8.1m (1)	9.8m (2)	2:50.62	29.62s	31.00s
11 DONA AMALIA	12	29.1m	30.5m (1)	17.9m (3)	2:50.86	28.58s	30.64s

Finish Position and metres gained from 800m



PJ Harness Analyser

Sectional Analysis Software – Not just a formguide!

www.facebook.com/PJHarnessRacing



RISE Digital, Harness Racing Australia nor the provider accepts any responsibility for the completeness or accuracy of any of the information contained herein, and makes no representations about its suitability for any particular purpose. Users should make their own judgements about those matters and/or seek independent advice. You assume all risks associated with use of data provided on this page

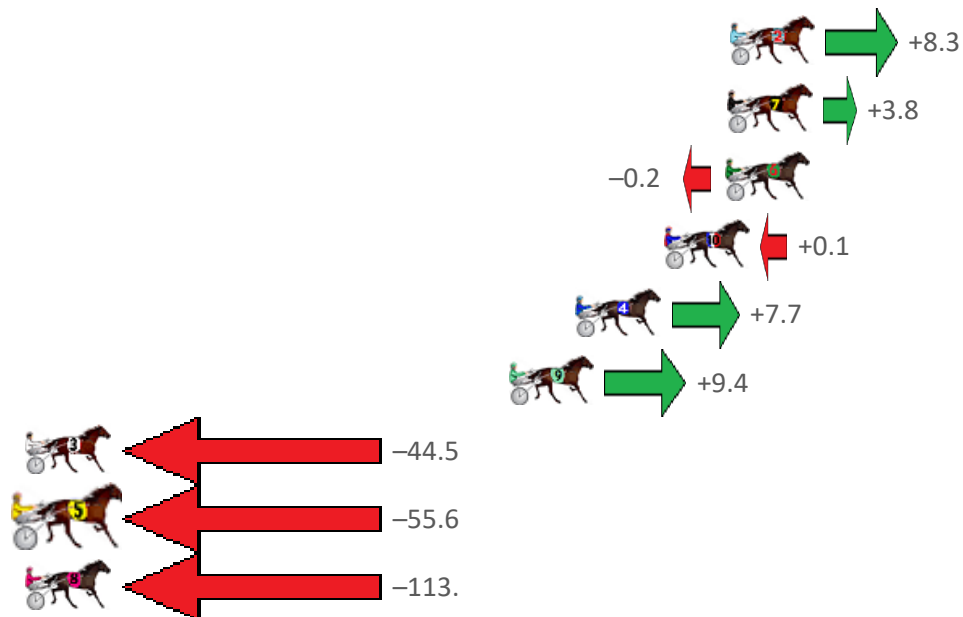
Shepparton Race 3 Distance 1690m

Tuesday, 1 August 2023

Gross Time: 2:04.10 MileRate: 1:58.10 LeadTime: 5.50s First Qtr: 30.20s Second Qtr: 31.50s Third Qtr: 29.10s Fourth Qtr: 27.80s

NoHorse	Plc	Mar	800 Posi	400 Posi	Time	3rd Qtr	4th Qtr
2 OUR LUCIANO	1	0.0m	8.3m (0)	8.5m (0)	2:04.10	29.10s	27.20s
7 TICK A LOCH	2	0.1m	3.9m (0)	4.0m (0)	2:04.11	29.10s	27.53s
6 ROCKNROLL RAIDER	3	0.2m	0.0m (0)	0.0m (0)	2:04.11	29.10s	27.81s
10 BYRNESIDE BOOM	4	2.6m	2.7m (1)	2.3m (1)	2:04.29	29.06s	27.83s
4 DAY TWO	5	6.1m	13.8m (0)	14.7m (0)	2:04.55	29.14s	27.21s
9 DESTINY STRIDE	6	8.8m	18.2m (1)	17.0m (1)	2:04.74	28.98s	27.24s
3 KRASH KRADDOCK	7	57.7m	13.2m (1)	13.0m (2)	2:08.32	29.06s	31.10s
5 WHATA BEACH BABE	8	63.8m	8.2m (1)	10.8m (1)	2:08.76	29.26s	31.70s
8 DANGER PLAY	9	283.3m	169.5m (0)	188.3m (0)	2:24.81	30.16s	35.19s

Finish Position and metres gained from 800m



PJ Harness Analyser

Sectional Analysis Software – Not just a formguide!

www.facebook.com/PJHarnessRacing



RISE Digital, Harness Racing Australia nor the provider accepts any responsibility for the completeness or accuracy of any of the information contained herein, and makes no representations about its suitability for any particular purpose. Users should make their own judgements about those matters and/or seek independent advice. You assume all risks associated with use of data provided on this page

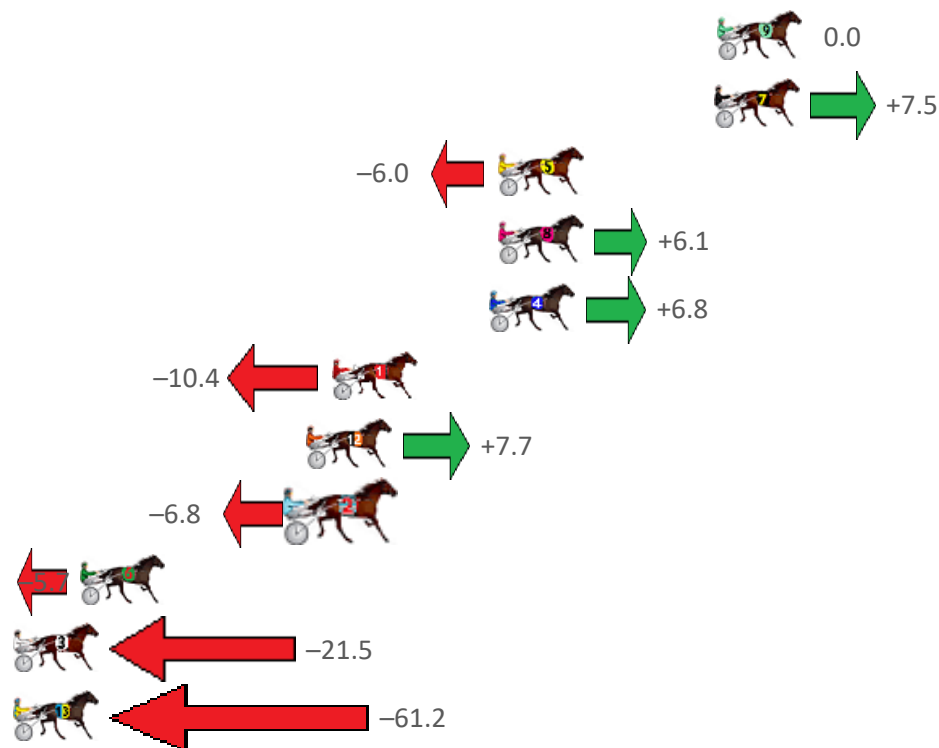
Shepparton Race 4 Distance 2190m

Tuesday, 1 August 2023

Gross Time: 2:44.60 MileRate: 2:01.00 LeadTime: 42.60s First Qtr: 30.10s Second Qtr: 32.20s Third Qtr: 29.40s Fourth Qtr: 30.30s

NoHorse	Plc	Mar	800 Posi	400 Posi	Time	3rd Qtr	4th Qtr
9 INDELIBLE MASE	1	0.0m	0.0m (0)	0.0m (0)	2:44.60	29.40s	30.30s
7 TREACHEROUSTIMES	2	0.1m	7.6m (1)	1.6m (2)	2:44.61	28.96s	30.19s
5 VERY TEMPTING	3	8.7m	2.7m (1)	4.9m (1)	2:45.29	29.56s	30.63s
8 GLENS OF TEKOA	4	8.7m	14.8m (0)	10.3m (0)	2:45.29	29.08s	30.23s
4 LUELLA	5	9.0m	15.8m (1)	10.8m (3)	2:45.31	29.04s	30.21s
1 OUR CHRISTIANO	6	15.3m	4.9m (0)	5.9m (0)	2:45.81	29.48s	31.07s
12 OUR ROCKY	7	16.3m	24.0m (1)	14.6m (0)	2:45.89	28.72s	30.51s
2 BENATAR	8	16.7m	9.9m (0)	8.1m (2)	2:45.92	29.28s	31.02s
6 WELL WELL	9	25.3m	19.6m (2)	15.6m (1)	2:46.61	29.13s	31.15s
3 HANOVER STARZZZ	10	33.5m	12.0m (1)	12.4m (4)	2:47.26	29.44s	32.04s
13 I WANT IT ALL	11	80.9m	19.7m (0)	53.1m (0)	2:51.02	31.90s	32.78s

Finish Position and metres gained from 800m



PJ Harness Analyser
Sectional Analysis Software – Not just a formguide!

www.facebook.com/PJHarnessRacing



RISE Digital, Harness Racing Australia nor the provider accepts any responsibility for the completeness or accuracy of any of the information contained herein, and makes no representations about its suitability for any particular purpose. Users should make their own judgements about those matters and/or seek independent advice. You assume all risks associated with use of data provided on this page

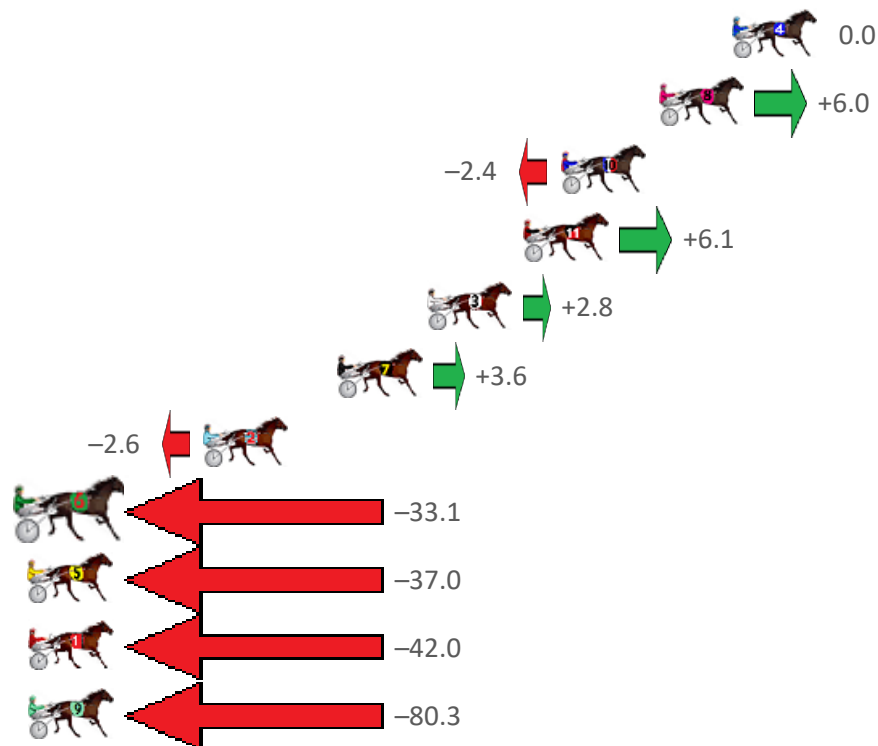
Shepparton Race 5 Distance 2190m

Tuesday, 1 August 2023

Gross Time: 2:43.30 MileRate: 2:00.00 LeadTime: 42.20s First Qtr: 32.30s Second Qtr: 29.60s Third Qtr: 29.10s Fourth Qtr: 30.10s

NoHorse	Plc	Mar	800 Posi	400 Posi	Time	3rd Qtr	4th Qtr
4 ITZMINEONTHELINE	1	0.0m	0.0m (0)	0.0m (0)	2:43.30	29.10s	30.10s
8 SHAQ	2	2.9m	8.9m (0)	5.4m (2)	2:43.53	28.86s	29.93s
10 JETS ART	3	6.8m	4.4m (0)	4.4m (0)	2:43.84	29.10s	30.32s
11 EMRITES	4	8.3m	14.4m (0)	9.3m (0)	2:43.95	28.74s	30.07s
3 MADAM REACTOR	5	12.1m	14.9m (1)	15.8m (1)	2:44.25	29.18s	29.89s
7 LENNYS ANGEL	6	15.7m	19.3m (1)	13.6m (0)	2:44.54	28.70s	30.34s
2 VICTORTHEINFLECTO	7	21.0m	18.4m (2)	15.2m (2)	2:44.96	28.89s	30.64s
6 METRO MEMORY	8	35.3m	2.2m (1)	2.2m (1)	2:46.08	29.10s	32.72s
5 SPEEDY SPIDA	9	46.9m	9.9m (1)	10.9m (1)	2:47.00	29.18s	33.00s
1 RIMU VALLEY	10	65.2m	23.2m (0)	37.5m (0)	2:48.44	30.18s	32.48s
9 MAC SHADOW	11	98.4m	18.1m (3)	10.9m (2)	2:51.06	28.59s	37.06s

Finish Position and metres gained from 800m



PJ Harness Analyser
Sectional Analysis Software – Not just a formguide!

www.facebook.com/PJHarnessRacing



RISE Digital, Harness Racing Australia nor the provider accepts any responsibility for the completeness or accuracy of any of the information contained herein, and makes no representations about its suitability for any particular purpose. Users should make their own judgements about those matters and/or seek independent advice. You assume all risks associated with use of data provided on this page

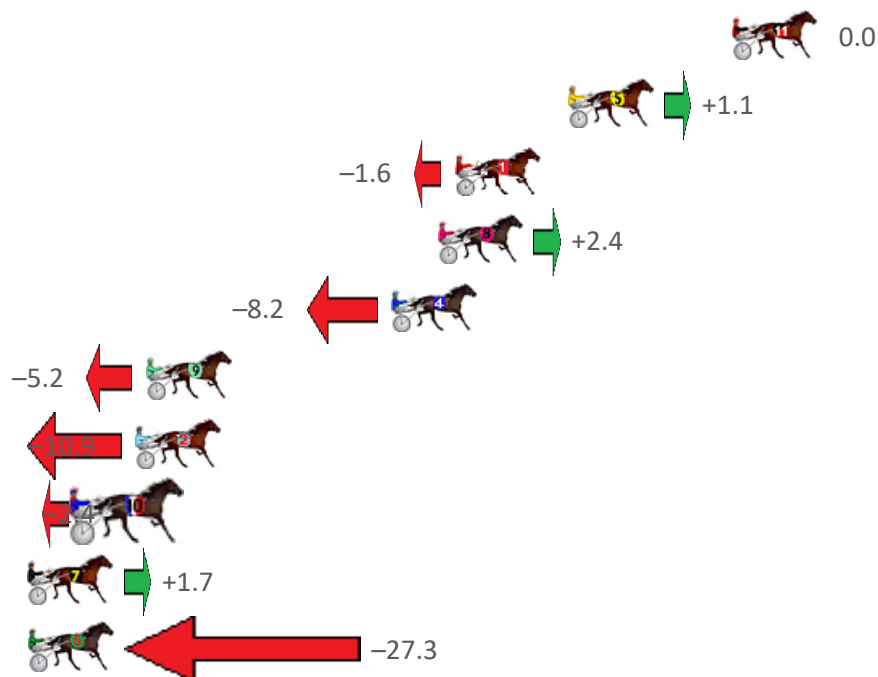
Shepparton Race 6 Distance 1690m

Tuesday, 1 August 2023

Gross Time: 2:00.30 MileRate: 1:54.60 LeadTime: 5.40s First Qtr: 28.40s Second Qtr: 30.30s Third Qtr: 27.50s Fourth Qtr: 28.70s

NoHorse	Plc	Mar	800 Posi	400 Posi	Time	3rd Qtr	4th Qtr
11 CHIVALRY	1	0.0m	0.0m (0)	0.0m (0)	2:00.30	27.50s	28.70s
5 NOMORELYING	2	6.5m	7.6m (1)	7.5m (2)	2:00.79	27.50s	28.67s
1 ALEXIS ROCKET	3	11.0m	9.4m (0)	10.9m (0)	2:01.13	27.62s	28.77s
8 ALWAYSBEALADY	4	11.7m	14.1m (0)	15.5m (0)	2:01.18	27.62s	28.50s
4 HEAVENSWAY	5	13.5m	5.3m (0)	6.3m (0)	2:01.32	27.58s	29.28s
9 MISTER CHEESE	6	23.3m	18.1m (1)	16.6m (1)	2:02.06	27.42s	29.30s
2 ROSLYN GAYE	7	23.7m	12.8m (1)	12.6m (1)	2:02.09	27.50s	29.61s
10 ACE MONTANA	8	25.8m	23.4m (1)	21.2m (1)	2:02.24	27.38s	29.16s
7 IM JIMMY JAMES	9	28.1m	29.8m (1)	28.1m (0)	2:02.42	27.42s	28.86s
6 HUGO MAGUIRE	10	29.6m	2.3m (1)	3.4m (1)	2:02.53	27.58s	30.69s

Finish Position and metres gained from 800m



PJ Harness Analyser

Sectional Analysis Software - Not just a formguide!

www.facebook.com/PJHarnessRacing



RISE Digital, Harness Racing Australia nor the provider accepts any responsibility for the completeness or accuracy of any of the information contained herein, and makes no representations about its suitability for any particular purpose. Users should make their own judgements about those matters and/or seek independent advice. You assume all risks associated with use of data provided on this page

Shepparton Race 7 Distance 2190m

Tuesday, 1 August 2023

Gross Time: 2:39.20 MileRate: 1:57.00 LeadTime: 41.80s First Qtr: 31.30s Second Qtr: 30.50s Third Qtr: 28.00s Fourth Qtr: 27.60s

NoHorse	Plc	Mar	800 Posi	400 Posi	Time	3rd Qtr	4th Qtr
6 VIKING	1	0.0m	0.0m (0)	0.0m (0)	2:39.20	28.00s	27.60s

Finish Position and metres gained from 800m



0.0

1 WEMADE FREO 2 16.5m 4.0m (0) 4.6m (0) 2:40.40 28.04s 28.48s



8 ORBIE 3 25.7m 12.7m (0) 17.4m (1) 2:41.07 28.32s 28.27s



4 HIGH FLUX 4 26.8m 9.7m (1) 11.6m (1) 2:41.15 28.12s 28.75s



9 IM SHADOW BOXER 5 30.0m 16.7m (0) 21.4m (0) 2:41.38 28.32s 28.30s



2 BET ON THE TIGER 6 32.2m 8.6m (0) 13.9m (0) 2:41.54 28.36s 28.98s



7 LOVE LOU LONGTIM 7 56.1m 5.7m (1) 8.7m (0) 2:43.27 28.20s 31.07s



3 BARRETT 8 59.1m 14.3m (1) 16.8m (2) 2:43.49 28.16s 30.73s



PJ Harness Analyser

Sectional Analysis Software - Not just a formguide!

www.facebook.com/PJHarnessRacing



RISE Digital, Harness Racing Australia nor the provider accepts any responsibility for the completeness or accuracy of any of the information contained herein, and makes no representations about its suitability for any particular purpose. Users should make their own judgements about those matters and/or seek independent advice. You assume all risks associated with use of data provided on this page

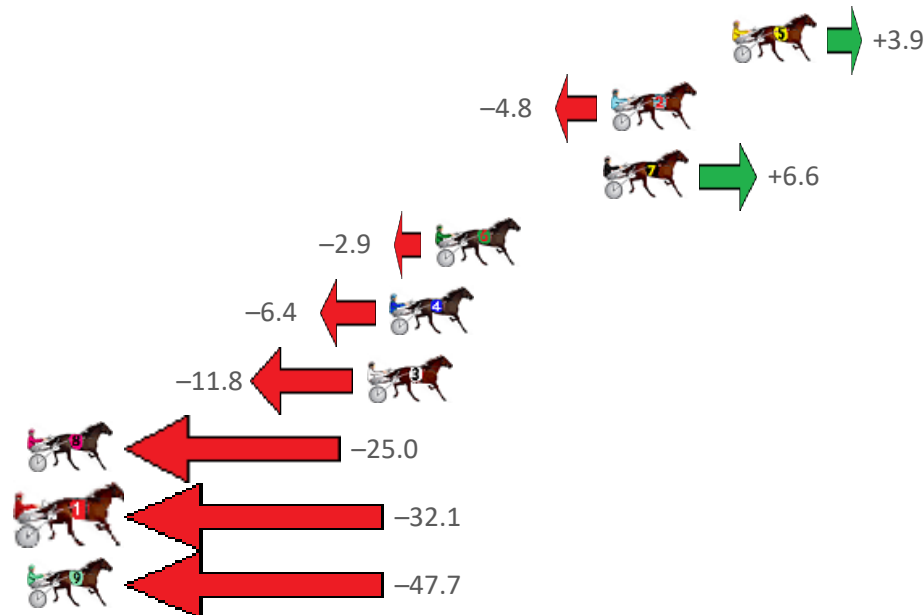
Shepparton Race 8 Distance 2190m

Tuesday, 1 August 2023

Gross Time: 2:48.20 MileRate: 2:03.00 LeadTime: 47.90s First Qtr: 31.40s Second Qtr: 30.80s Third Qtr: 28.80s Fourth Qtr: 29.30s

NoHorse	Plc	Mar	800 Posi	400 Posi	Time	3rd Qtr	4th Qtr
5 SUPER SERVICE	1	0.0m	3.9m (0)	4.4m (0)	2:48.20	28.84s	28.98s
2 KYVALLEYHONEYBU	2	4.8m	0.0m (0)	0.0m (0)	2:48.57	28.80s	29.67s
7 STAR DOWN UNDER	3	5.1m	11.7m (1)	8.9m (2)	2:48.59	28.60s	29.05s
6 ROCKNROLL BABY	4	11.8m	8.9m (0)	10.0m (0)	2:49.11	28.88s	29.49s
4 ALFIE ALWAYS	5	13.6m	7.2m (1)	6.1m (1)	2:49.25	28.72s	29.91s
3 BERRIESANDCHERRIE	6	14.5m	2.7m (1)	1.7m (1)	2:49.31	28.72s	30.29s
8 SONNY BROOKE	7	38.4m	13.4m (0)	23.3m (0)	2:51.15	29.52s	30.57s
1 FIRENCRACE	8	48.3m	16.2m (1)	27.7m (1)	2:51.91	29.64s	31.01s
9 VATICAN HILL	9	66.7m	19.0m (0)	37.1m (0)	2:53.33	30.12s	31.75s

Finish Position and metres gained from 800m



PJ Harness Analyser

Sectional Analysis Software - Not just a formguide!

www.facebook.com/PJHarnessRacing



RISE Digital, Harness Racing Australia nor the provider accepts any responsibility for the completeness or accuracy of any of the information contained herein, and makes no representations about its suitability for any particular purpose. Users should make their own judgements about those matters and/or seek independent advice. You assume all risks associated with use of data provided on this page

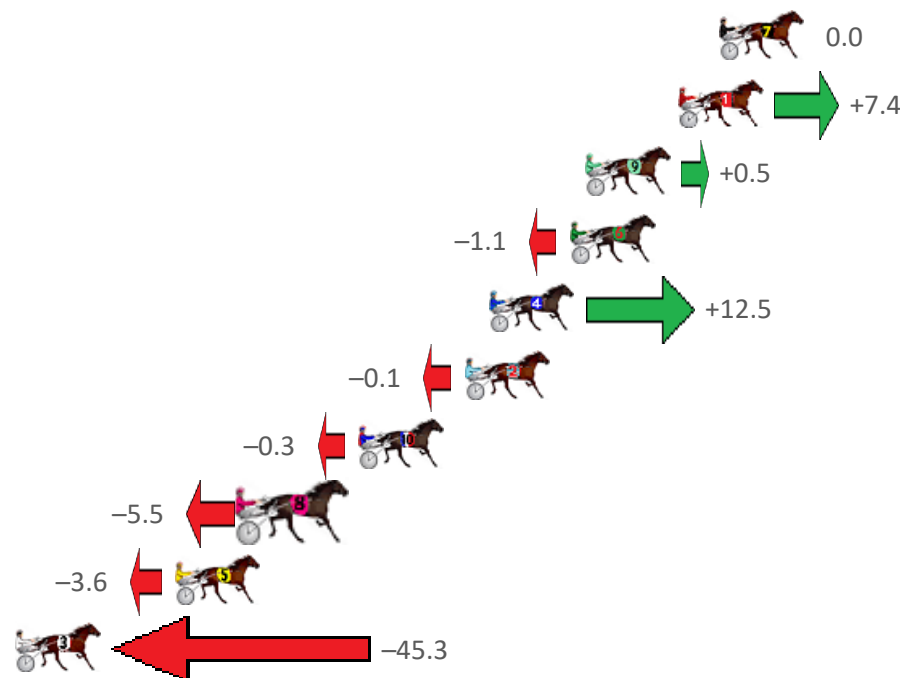
Shepparton Race 9 Distance 1690m

Tuesday, 1 August 2023

Gross Time: 2:07.50 MileRate: 2:01.40 LeadTime: 5.70s First Qtr: 29.70s Second Qtr: 32.80s Third Qtr: 30.40s Fourth Qtr: 28.90s

NoHorse	Plc	Mar	800 Posi	400 Posi	Time	3rd Qtr	4th Qtr
7 MY LUCKY ROCK	1	0.0m	0.0m (0)	0.0m (0)	2:07.50	30.40s	28.90s
1 EBONY SANDS	2	1.6m	9.0m (0)	9.5m (0)	2:07.62	30.42s	28.32s
9 THUNDER BEACH	3	5.3m	5.8m (1)	1.6m (1)	2:07.90	30.08s	29.18s
6 LITTLE ARTY MISS	4	5.9m	4.8m (0)	6.0m (0)	2:07.95	30.48s	28.91s
4 HOPES CHOICE	5	9.1m	21.6m (2)	3.3m (2)	2:08.19	29.01s	29.35s
2 OUR SENORITA	6	10.1m	10.0m (1)	6.5m (1)	2:08.27	30.12s	29.19s
10 CHEROKEE JAC	7	14.3m	14.0m (1)	9.8m (2)	2:08.58	30.06s	29.26s
8 ILTELLYOU SUMTHI	8	18.7m	13.2m (0)	16.8m (1)	2:08.92	30.64s	29.08s
5 STRAWBERRY BLING	9	21.6m	18.0m (0)	17.9m (0)	2:09.14	30.36s	29.22s
3 SUNSHINE MILLIE	10	64.3m	19.0m (1)	23.9m (1)	2:12.38	30.72s	32.02s

Finish Position and metres gained from 800m



PJ Harness Analyser

Sectional Analysis Software – Not just a formguide!

www.facebook.com/PJHarnessRacing



RISE Digital, Harness Racing Australia nor the provider accepts any responsibility for the completeness or accuracy of any of the information contained herein, and makes no representations about its suitability for any particular purpose. Users should make their own judgements about those matters and/or seek independent advice. You assume all risks associated with use of data provided on this page

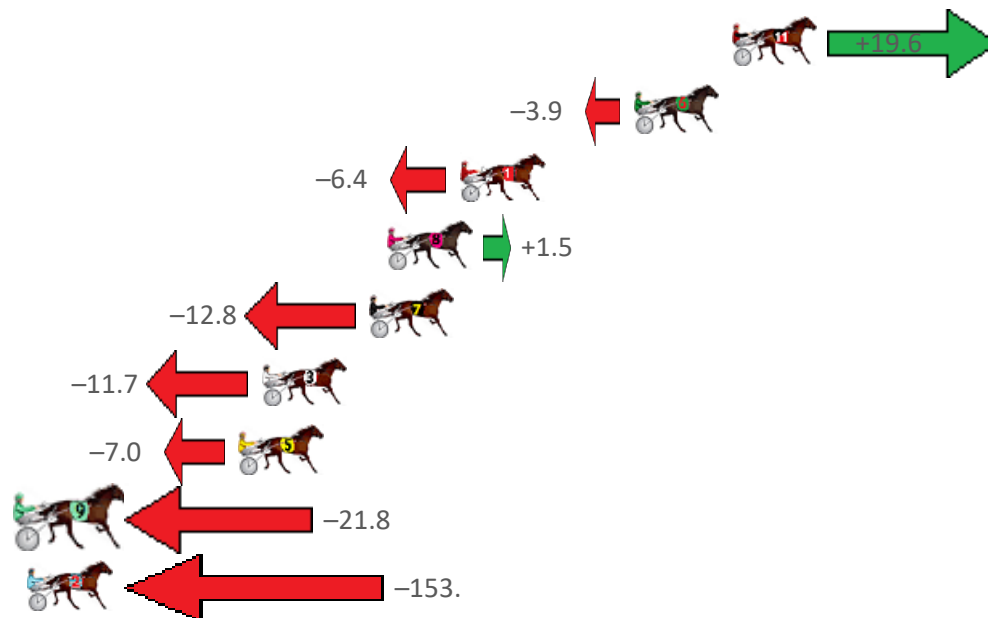
Shepparton Race 10 Distance 1690m

Tuesday, 1 August 2023

Gross Time: 2:04.30 MileRate: 1:58.30 LeadTime: 5.70s First Qtr: 29.10s Second Qtr: 31.50s Third Qtr: 29.50s Fourth Qtr: 28.50s

NoHorse	Plc	Mar	800 Posi	400 Posi	Time	3rd Qtr	4th Qtr
11 SHANIA TEE	1	0.0m	19.6m (1)	7.8m (3)	2:04.30	28.62s	27.94s
6 OUR TEMPO	2	3.9m	0.0m (0)	0.0m (0)	2:04.59	29.50s	28.79s
1 ADAMS IT	3	10.8m	4.4m (0)	3.9m (0)	2:05.11	29.46s	29.03s
8 LETHAL LOVER	4	13.7m	15.2m (1)	5.6m (2)	2:05.33	28.78s	29.13s
7 CHEEKI PHILTRA	5	14.4m	1.6m (1)	1.1m (1)	2:05.38	29.46s	29.50s
3 MYNAMEISRUBY	6	18.7m	7.0m (1)	5.0m (1)	2:05.70	29.34s	29.54s
5 MISTER REBEL	7	19.6m	12.6m (0)	13.9m (0)	2:05.77	29.58s	28.97s
9 ROLLING REMONA	8	30.3m	8.5m (0)	8.9m (0)	2:06.57	29.52s	30.13s
2 NOBLE JULIA	9	164.5m	10.9m (1)	15.0m (1)	2:16.61	29.78s	39.73s

Finish Position and metres gained from 800m



PJ Harness Analyser

Sectional Analysis Software – Not just a formguide!

www.facebook.com/PJHarnessRacing



RISE Digital, Harness Racing Australia nor the provider accepts any responsibility for the completeness or accuracy of any of the information contained herein, and makes no representations about its suitability for any particular purpose. Users should make their own judgements about those matters and/or seek independent advice. You assume all risks associated with use of data provided on this page