

Shepparton Race 1 Distance 1690m

Thursday, 1 February 2024

Gross Time: 2:07.20

MileRate: 2:01.10

LeadTime: 5.30s

First Qtr: 28.70s

Second Qtr: 33.30s

Third Qtr: 30.00s

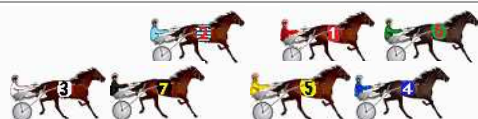
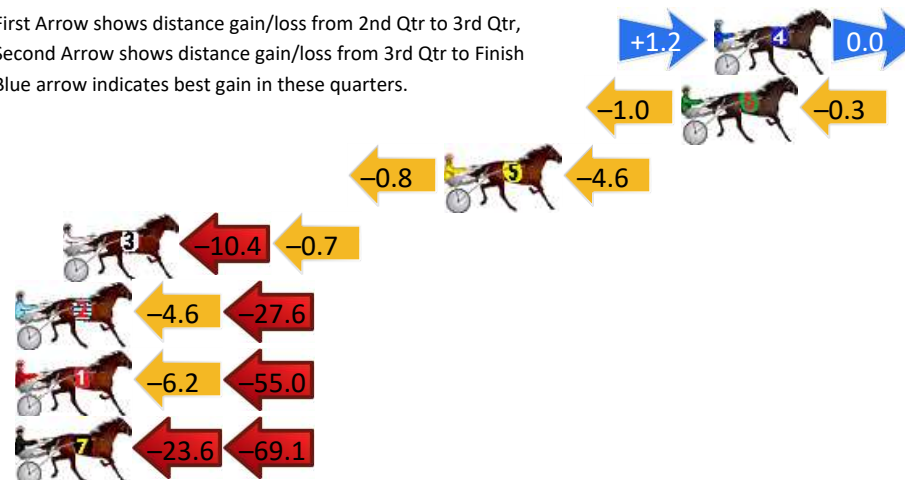
Fourth Qtr: 29.90s

DATA TABLE: 800 / 400 Posi's are position from leader and (how wide the horse was at that position)

NoHorse	Plc	Mar	800 Posi	400 Posi	Time	3rd Qtr	4th Qt
4 CREATABLE	1	0.0m	1.2m (1)	0.0m (1)	2:07.21	29.91s	29.90s
6 VICI BLOOM	2	1.3m	0.0m (0)	1.0m (0)	2:07.31	30.07s	29.92s
5 TAKEN BY WINE	3	10.8m	5.4m (1)	6.2m (1)	2:08.01	30.06s	30.24s
3 THATS DUDLEY	4	26.1m	15.0m (1)	25.4m (1)	2:09.16	30.77s	29.95s
2 PETITE FOUR	5	41.6m	9.4m (0)	14.0m (1)	2:10.31	30.35s	31.95s
1 GUNNY TEE	6	65.4m	4.2m (0)	10.4m (0)	2:12.09	30.47s	33.99s
7 MAJESTIC MOMENT	7	103.7m	11.0m (1)	34.6m (0)	2:14.94	31.77s	35.04s

Finish Position and metres gained

First Arrow shows distance gain/loss from 2nd Qtr to 3rd Qtr,
Second Arrow shows distance gain/loss from 3rd Qtr to Finish
Blue arrow indicates best gain in these quarters.



800

Visual positions in race at 2nd Quarter



400

Visual positions in race at 3rd Quarter



Powered by



Harness Analyser

Sectional Analysis Software

Not just form | Free Trial

www.facebook.com/PJHarnessRacing



RISE Digital, Harness Racing Australia nor the provider accepts any responsibility for the completeness or accuracy of any of the information contained herein, and makes no representations about its suitability for any particular purpose. Users should make their own judgements about those matters and/or seek independent advice. You assume all risks associated with use of data provided on this page

Shepparton Race 2 Distance 2190m

Thursday, 1 February 2024

Gross Time: 2:40.80

MileRate: 1:58.20

LeadTime: 42.00s

First Qtr: 30.80s

Second Qtr: 30.90s

Third Qtr: 27.80s


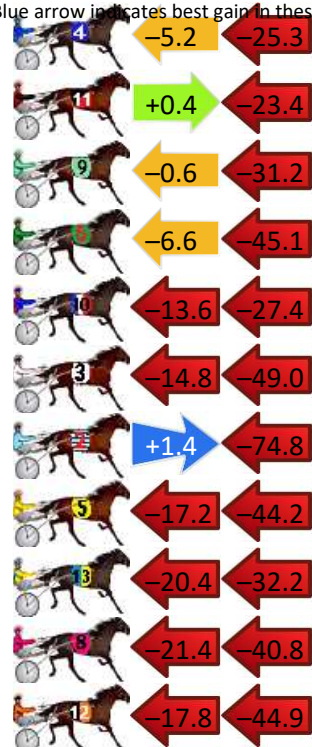
Fourth Qtr: 29.30s

DATA TABLE: 800 / 400 Posi's are position from leader and (how wide the horse was at that position)


No	Horse	Plc	Mar	800 Posi	400 Posi	Time	3rd Qtr	4th Qt
1	I DIDNT KNOW THAT	1	0.0m	0.0m (0)	0.0m (0)	2:40.82	27.80s	29.30s
4	SPEEDY SPIDA	2	34.5m	4.0m (0)	9.2m (0)	2:43.40	28.12s	31.14s
11	MARAKO SHARK	3	40.6m	17.6m (1)	17.2m (1)	2:43.85	27.73s	31.00s
9	EPIC ORION	4	45.2m	13.4m (1)	14.0m (2)	2:44.20	27.78s	31.57s
6	KARUMA KEV	5	55.7m	4.0m (1)	10.6m (1)	2:44.98	28.18s	32.59s
10	KEEPCRACKINGJOKES	6	57.2m	16.2m (0)	29.8m (1)	2:45.09	28.71s	31.30s
3	BLACK JAX	7	72.2m	8.4m (0)	23.2m (0)	2:46.21	28.76s	32.87s
2	OVER THE LINE	8	82.0m	8.6m (1)	7.2m (2)	2:46.94	27.56s	34.75s
5	WHERE'S WOOD WOOD	9	83.0m	21.6m (0)	38.8m (0)	2:47.01	28.94s	32.52s
13	EMRITES	10	83.0m	30.4m (0)	50.8m (1)	2:47.02	29.19s	31.65s
8	DIAMONDSNBBLUE	11	88.4m	26.2m (0)	47.6m (0)	2:47.42	29.24s	32.27s
12	BRONSKI MOMENT	12	86.5m	23.8m (1)	41.6m (1)	2:47.28	28.98s	32.57s

Finish Position and metres gained

First Arrow shows distance gain/loss from 2nd Qtr to 3rd Qtr,
Second Arrow shows distance gain/loss from 3rd Qtr to Finish
Blue arrow indicates best gain in these quarters.



Visual positions in race at 2nd Quarter



Visual positions in race at 3rd Quarter

Shepparton Race 3 Distance 2190m

Thursday, 1 February 2024

Gross Time: 2:45.30

MileRate: 2:01.50

LeadTime: 42.00s

First Qtr: 31.80s

Second Qtr: 30.80s

Third Qtr: 28.90s


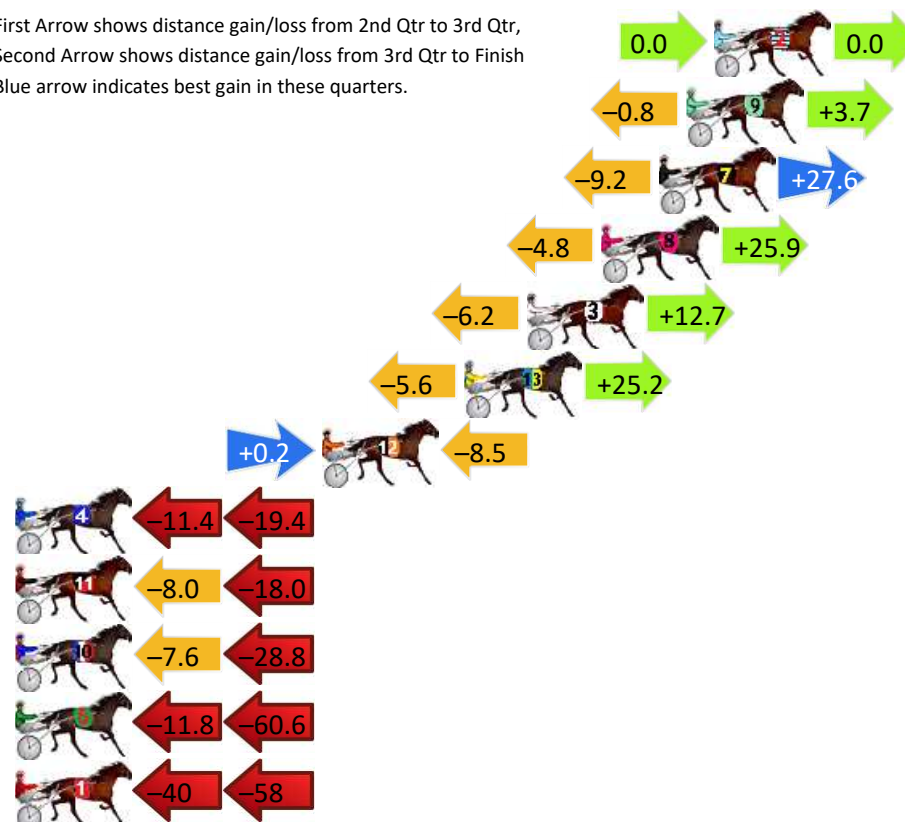
Fourth Qtr: 31.80s

DATA TABLE: 800 / 400 Posi's are position from leader and (how wide the horse was at that position)

NoHorse	Plc	Mar	800 Posi	400 Posi	Time	3rd Qtr	4th Qt
2 DEEWHY	1	0.0m	0.0m (0)	0.0m (0)	2:45.34	28.90s	31.80s
9 BARNY BILL	2	1.1m	4.0m (0)	4.8m (0)	2:45.43	28.97s	31.51s
7 STREETS OF MADRID	3	2.2m	20.6m (1)	29.8m (3)	2:45.50	29.69s	29.62s
8 THE IRON DUKE	4	4.5m	25.6m (1)	30.4m (1)	2:45.67	29.36s	29.75s
3 PINK SCOOTER	5	7.5m	14.0m (0)	20.2m (1)	2:45.90	29.41s	30.80s
13 NOOSA BOY	6	10.0m	29.6m (0)	35.2m (3)	2:46.09	29.41s	29.81s
12 JILLIBY SOVEREIGN	7	15.7m	7.4m (1)	7.2m (1)	2:46.51	28.85s	32.47s
4 ILLTELYOUSUMTHIN G	8	38.8m	8.0m (0)	19.4m (0)	2:48.23	29.69s	33.33s
11 STILL PLAYIN	9	50.6m	24.6m (0)	32.6m (0)	2:49.12	29.44s	33.22s
10 SHES POPPY	10	54.8m	18.4m (0)	26.0m (0)	2:49.42	29.37s	34.08s
6 RED HOT MIKI	11	89.0m	16.6m (1)	28.4m (2)	2:51.97	29.57s	36.59s
1 FRANKIE FIREFLY	12	257.8m	160.0m (0)	200.0m (0)	3:04.56	31.71s	36.37s

Finish Position and metres gained

First Arrow shows distance gain/loss from 2nd Qtr to 3rd Qtr,
Second Arrow shows distance gain/loss from 3rd Qtr to Finish
Blue arrow indicates best gain in these quarters.



Shepparton Race 4 Distance 1690m

Thursday, 1 February 2024


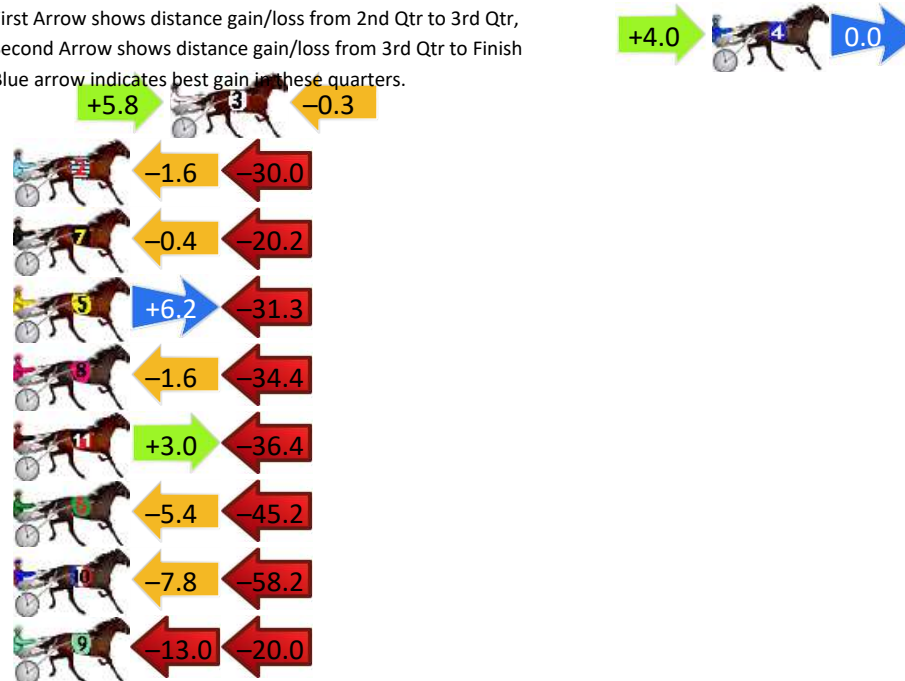
Gross Time: 2:02.20 MileRate: 1:56.40 LeadTime: 5.20s First Qtr: 29.40s Second Qtr: 29.90s Third Qtr: 28.40s Fourth Qtr: 29.30s

DATA TABLE: 800 / 400 Posi's are position from leader and (how wide the horse was at that position)

No	Horse	Plc	Mar	800 Posi	400 Posi	Time	3rd Qtr	4th Qt
4	DIEING ART	1	0.0m	4.0m (1)	0.0m (1)	2:02.25	28.11s	29.30s
3	LITTLE ARTY MISS	2	21.7m	27.2m (1)	21.4m (0)	2:03.86	27.98s	29.32s
2	MISS COLLANN	3	31.6m	0.0m (0)	1.6m (0)	2:04.60	28.48s	31.49s
7	HEAVENSVILLE	4	36.0m	15.4m (0)	15.8m (1)	2:04.94	28.41s	30.77s
5	SHE HAUNTS EM	5	36.9m	11.8m (1)	5.6m (1)	2:05.00	27.92s	31.58s
8	ADIEU MIKENNIS	6	40.4m	4.4m (0)	6.0m (0)	2:05.26	28.48s	31.81s
11	ALL ITTOOK	7	56.4m	23.0m (1)	20.0m (1)	2:06.45	28.14s	31.95s
6	SHE IS LOVELY	8	67.8m	17.2m (1)	22.6m (2)	2:07.30	28.74s	32.59s
10	MUSSEL SHOALS	9	75.4m	9.4m (0)	17.2m (0)	2:07.88	28.89s	33.54s
9	SUMMER SCHOOL	10	105.0m	72.0m (0)	85.0m (0)	2:10.08	29.31s	30.76s

Finish Position and metres gained

First Arrow shows distance gain/loss from 2nd Qtr to 3rd Qtr, Second Arrow shows distance gain/loss from 3rd Qtr to Finish Blue arrow indicates best gain in these quarters.



Visual positions in race at 2nd Quarter



Visual positions in race at 3rd Quarter

Shepparton Race 5 Distance 1690m

Thursday, 1 February 2024

Gross Time: 2:02.10

MileRate: 1:56.20

LeadTime: 5.10s

First Qtr: 28.40s

Second Qtr: 31.90s

Third Qtr: 28.20s


Fourth Qtr: 28.50s

DATA TABLE: 800 / 400 Posi's are position from leader and (how wide the horse was at that position)

NoHorse	Plc	Mar	800 Posi	400 Posi	Time	3rd Qtr	4th Qt
4 COTCHINELLIE	1	0.0m	0.0m (0)	0.0m (0)	2:02.07	28.20s	28.50s
8 RAKERO SLAMMER	2	9.0m	9.4m (0)	10.2m (0)	2:02.75	28.26s	28.41s
2 HIGH FLUX	3	11.1m	4.2m (0)	4.8m (0)	2:02.90	28.24s	28.95s
10 MAJOR MANBAR	4	12.2m	19.8m (1)	15.0m (3)	2:02.98	27.86s	28.30s
11 MONGIANA	5	13.4m	13.4m (0)	14.4m (1)	2:03.07	28.27s	28.43s
3 NOTHINGBUTWAVES	6	15.0m	11.2m (2)	6.0m (2)	2:03.19	27.83s	29.14s
7 ZUBERI	7	16.0m	23.6m (1)	19.2m (1)	2:03.27	27.89s	28.27s
5 CAPTAIN CONFETTI	8	16.5m	7.8m (1)	9.2m (1)	2:03.31	28.30s	29.02s
6 SON OF THE SHARK	9	17.1m	3.8m (1)	4.0m (1)	2:03.35	28.21s	29.43s
9 WOW YOU CAN DANCE	10	20.8m	15.6m (1)	11.4m (2)	2:03.63	27.90s	29.17s

Finish Position and metres gained

First Arrow shows distance gain/loss from 2nd Qtr to 3rd Qtr,
Second Arrow shows distance gain/loss from 3rd Qtr to Finish
Blue arrow indicates best gain in these quarters.



Shepparton Race 6 Distance 2190m

Thursday, 1 February 2024

Gross Time: 2:42.10

MileRate: 1:59.10

LeadTime: 41.30s

First Qtr: 32.00s

Second Qtr: 29.90s

Third Qtr: 28.70s



Fourth Qtr: 30.20s

DATA TABLE: 800 / 400 Posi's are position from leader and (how wide the horse was at that position)

NoHorse	Plc	Mar	800 Posi	400 Posi	Time	3rd Qtr	4th Qt
6 CAPTAIN BARNATO	1	0.0m	12.0m (0)	13.8m (0)	2:42.10	28.86s	29.16s
2 JITTERBUG ARDEN	2	0.4m	7.8m (1)	6.8m (1)	2:42.14	28.64s	29.72s
5 REPELLING	3	2.2m	4.0m (0)	4.4m (0)	2:42.26	28.73s	30.03s
9 ZLATO	4	4.3m	3.8m (1)	2.0m (1)	2:42.42	28.56s	30.37s
4 FEEL THE REIGN	5	6.0m	17.2m (1)	16.6m (1)	2:42.55	28.68s	29.40s
1 TUPELO BEACH	6	11.0m	8.0m (0)	10.0m (0)	2:42.92	28.84s	30.28s
7 AZOR AHAI	7	13.3m	0.0m (0)	0.0m (0)	2:43.09	28.68s	31.20s
8 SOFALA	8	14.2m	12.2m (1)	11.6m (1)	2:43.16	28.65s	30.40s

Finish Position and metres gained

First Arrow shows distance gain/loss from 2nd Qtr to 3rd Qtr, Second Arrow shows distance gain/loss from 3rd Qtr to Finish Blue arrow indicates best gain in these quarters.



800

Visual positions in race at 2nd Quarter



400

Visual positions in race at 3rd Quarter



Powered by



Harness Analyser

Sectional Analysis Software

Not just form | Free Trial

www.facebook.com/PJHarnessRacing



RISE Digital, Harness Racing Australia nor the provider accepts any responsibility for the completeness or accuracy of any of the information contained herein, and makes no representations about its suitability for any particular purpose. Users should make their own judgements about those matters and/or seek independent advice. You assume all risks associated with use of data provided on this page

Shepparton Race 7 Distance 1690m

Thursday, 1 February 2024


Gross Time: 2:04.90 MileRate: 1:58.90 LeadTime: 4.70s First Qtr: 30.50s Second Qtr: 31.90s Third Qtr: 29.20s Fourth Qtr: 28.60s

DATA TABLE: 800 / 400 Posi's are position from leader and (how wide the horse was at that position)

NoHorse	Plc	Mar	800 Posi	400 Posi	Time	3rd Qtr	4th Qt
3 EDUARDE GRANGE	1	0.0m	0.0m (0)	0.0m (0)	2:04.90	29.20s	28.60s
9 DAT LOU	2	1.4m	1.6m (1)	0.4m (1)	2:05.01	29.11s	28.67s
1 INDI AIR TONIGHT	3	2.3m	8.0m (0)	10.2m (0)	2:05.08	29.35s	28.04s
10 RAINBOWSEND	4	2.8m	5.6m (1)	4.6m (1)	2:05.12	29.13s	28.47s
8 ROAM	5	8.1m	12.2m (0)	15.0m (0)	2:05.51	29.40s	28.11s
6 TOPHUT JOHNY	6	9.3m	3.8m (0)	5.8m (0)	2:05.60	29.35s	28.85s
7 DIRECT COMMAND	7	11.0m	16.6m (0)	20.0m (0)	2:05.72	29.44s	27.96s
5 ARCHAA	8	12.6m	10.0m (1)	9.8m (2)	2:05.84	29.19s	28.80s
11 OUR CHEEKY DEVIL	9	19.4m	17.8m (1)	16.8m (1)	2:06.35	29.13s	28.78s
2 BINN WATCHING	10	20.1m	14.0m (1)	12.6m (1)	2:06.41	29.11s	29.13s

Finish Position and metres gained

First Arrow shows distance gain/loss from 2nd Qtr to 3rd Qtr, Second Arrow shows distance gain/loss from 3rd Qtr to Finish Blue arrow indicates best gain in these quarters.



800

Visual positions in race at 2nd Quarter



400

Visual positions in race at 3rd Quarter

Shepparton Race 8 Distance 2190m

Thursday, 1 February 2024

Gross Time: 2:45.80

MileRate: 2:01.80

LeadTime: 41.40s

First Qtr: 32.90s

Second Qtr: 31.50s

Third Qtr: 29.30s




Fourth Qtr: 30.70s

DATA TABLE: 800 / 400 Posi's are position from leader and (how wide the horse was at that position)

No	Horse	Plc	Mar	800 Posi	400 Posi	Time	3rd Qtr	4th Qt
11	CHEEKI PHILTRA	1	0.0m	18.0m (1)	9.8m (2)	2:45.79	28.71s	29.95s
10	ALIZA HILL	2	2.5m	13.8m (1)	3.0m (2)	2:45.98	28.50s	30.66s
5	ALTA BEDFORD	3	8.4m	0.0m (0)	0.0m (0)	2:46.42	29.29s	31.34s
6	DOOO DONT THINK	4	9.8m	5.8m (1)	3.8m (1)	2:46.53	29.14s	31.16s
13	ROCKAWAY BEACH	5	10.4m	27.2m (1)	14.0m (1)	2:46.56	28.32s	30.43s
12	SELF EXCLUSION	6	13.9m	23.2m (1)	14.6m (2)	2:46.83	28.66s	30.65s
8	MAJOR SUSPECT	7	14.7m	12.0m (0)	14.2m (0)	2:46.89	29.46s	30.74s
2	ACE DUIGAN	8	18.1m	9.8m (1)	9.8m (1)	2:47.15	29.29s	31.33s
1	ELYSIAN PALACE	9	24.7m	8.0m (0)	10.2m (0)	2:47.63	29.44s	31.81s
7	LILLI BET	10	25.7m	29.6m (2)	23.4m (1)	2:47.71	28.83s	30.88s
3	ELEENNA	11	33.0m	4.0m (0)	6.2m (0)	2:48.26	29.42s	32.75s
9	SWEETSAZZMYLAZZY	12	35.8m	16.4m (0)	19.0m (0)	2:48.46	29.46s	31.98s

Finish Position and metres gained

First Arrow shows distance gain/loss from 2nd Qtr to 3rd Qtr,
Second Arrow shows distance gain/loss from 3rd Qtr to Finish
Blue arrow indicates best gain in these quarters.



Shepparton Race 9 Distance 2190m

Thursday, 1 February 2024

Gross Time: 2:49.30

MileRate: 2:04.40

LeadTime: 43.30s

First Qtr: 31.10s

Second Qtr: 31.90s

Third Qtr: 31.10s


Fourth Qtr: 31.90s

DATA TABLE: 800 / 400 Posi's are position from leader and (how wide the horse was at that position)

NoHorse	Plc	Mar	800 Posi	400 Posi	Time	3rd Qtr	4th Qt
4 MALHANA MUSCLES	1	0.0m	8.2m (1)	7.8m (2)	2:49.28	31.08s	31.28s
5 LINDY GRACE	2	7.2m	0.0m (0)	0.0m (0)	2:49.81	31.09s	32.47s
6 ASTRO	3	12.3m	12.4m (1)	12.8m (1)	2:50.20	31.13s	31.86s
2 MYRTLE VALE	4	14.0m	5.0m (0)	4.4m (0)	2:50.32	31.04s	32.66s
8 STARLIGHT RED	5	16.0m	16.4m (1)	10.8m (3)	2:50.47	30.66s	32.31s
7 REIGNING LILLIES	6	21.5m	19.0m (0)	18.0m (1)	2:50.88	31.02s	32.18s
10 SHEZ MAJESTIC	7	21.5m	21.2m (1)	16.6m (2)	2:50.88	30.73s	32.29s
9 CHRISTMAS BABE	8	37.1m	4.2m (1)	5.0m (1)	2:52.04	31.13s	34.45s
3 TETRA	9	38.1m	13.8m (0)	13.8m (0)	2:52.12	31.08s	33.83s
1 VITOR LEME	10	82.4m	9.6m (0)	9.6m (0)	2:55.42	31.03s	37.67s

Finish Position and metres gained

First Arrow shows distance gain/loss from 2nd Qtr to 3rd Qtr,
Second Arrow shows distance gain/loss from 3rd Qtr to Finish
Blue arrow indicates best gain in these quarters.



800

Visual positions in race at 2nd Quarter



400

Visual positions in race at 3rd Quarter



Powered by



Harness Analyser

Sectional Analysis Software

Not just form | Free Trial

www.facebook.com/PJHarnessRacing



RISE Digital, Harness Racing Australia nor the provider accepts any responsibility for the completeness or accuracy of any of the information contained herein, and makes no representations about its suitability for any particular purpose. Users should make their own judgements about those matters and/or seek independent advice. You assume all risks associated with use of data provided on this page

Shepparton Race 10 Distance 2190m

Thursday, 1 February 2024

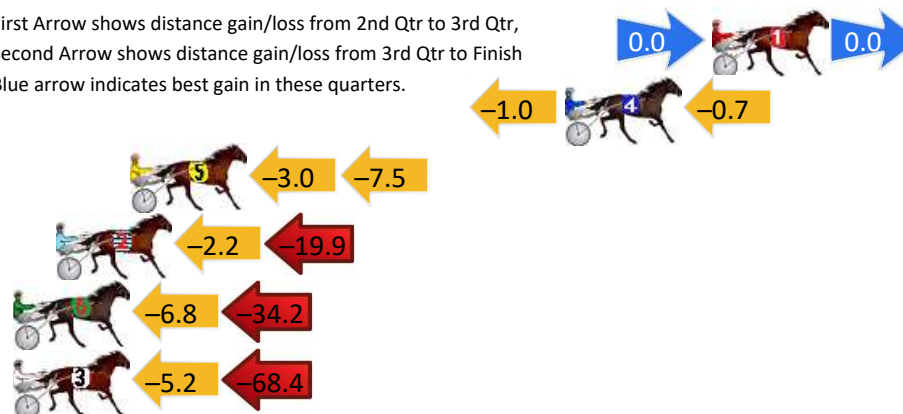
Gross Time: 2:47.90 MileRate: 2:03.40 LeadTime: 44.10s First Qtr: 32.20s Second Qtr: 32.20s Third Qtr: 30.10s Fourth Qtr: 29.30s

DATA TABLE: 800 / 400 Posi's are position from leader and (how wide the horse was at that position)

NoHorse	Plc	Mar	800 Posi	400 Posi	Time	3rd Qtr	4th Qt
1 AMIGOS	1	0.0m	0.0m (0)	0.0m (0)	2:47.89	30.10s	29.30s
4 HILLSIDE	2	5.9m	4.2m (0)	5.2m (0)	2:48.33	30.17s	29.35s
5 LITTLE TEDEY	3	23.3m	12.8m (0)	15.8m (1)	2:49.63	30.33s	29.85s
2 THE VICARS GIRL	4	26.3m	4.2m (1)	6.4m (1)	2:49.85	30.28s	30.75s
6 CYCLONE LEBRON	5	51.6m	10.6m (1)	17.4m (2)	2:51.73	30.64s	31.79s
3 SAINT EYES	6	81.8m	8.2m (0)	13.4m (0)	2:53.99	30.55s	34.28s


Finish Position and metres gained

First Arrow shows distance gain/loss from 2nd Qtr to 3rd Qtr,
Second Arrow shows distance gain/loss from 3rd Qtr to Finish
Blue arrow indicates best gain in these quarters.



800

Visual positions in race at 2nd Quarter



400

Visual positions in race at 3rd Quarter



Powered by



Harness Analyser

Sectional Analysis Software

Not just form | Free Trial

www.facebook.com/PJHarnessRacing



RISE Digital, Harness Racing Australia nor the provider accepts any responsibility for the completeness or accuracy of any of the information contained herein, and makes no representations about its suitability for any particular purpose. Users should make their own judgements about those matters and/or seek independent advice. You assume all risks associated with use of data provided on this page