

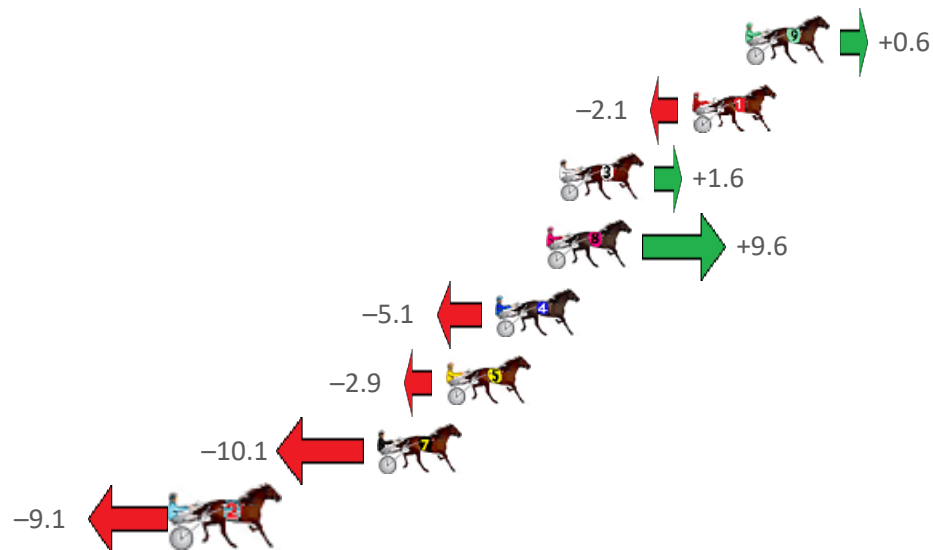
# Mildura Race 1 Distance 2190m

Saturday, 30 September 2023

Gross Time: 2:42.20 MileRate: 1:59.20 LeadTime: 42.90s First Qtr: 31.20s Second Qtr: 30.70s Third Qtr: 28.50s Fourth Qtr: 28.90s

NoHorse	Plc	Mar	800 Posi	400 Posi	Time	3rd Qtr	4th Qtr
9 BET ON THE TIGER	1	0.0m 0.6m (1)	1.0m (1)	2:42.15	28.53s	28.78s	
1 SPRING DELIGHT	2	2.1m 0.0m (0)	0.0m (0)	2:42.32	28.50s	29.02s	
3 DALLAS PATRICK	3	7.4m 9.0m (1)	10.0m (1)	2:42.71	28.57s	28.70s	
8 SHADOW TERROR	4	7.9m 17.5m (1)	19.6m (0)	2:42.74	28.66s	28.04s	
4 REGARDLESS	5	9.9m 4.8m (1)	5.5m (1)	2:42.89	28.55s	29.20s	
5 COBALT BLUES	6	11.9m 9.0m (0)	9.5m (0)	2:43.04	28.54s	29.06s	
7 COCO BEACH	7	14.6m 4.5m (0)	5.1m (0)	2:43.24	28.54s	29.58s	
2 ULTIMATE TROUBLE	8	22.4m 13.3m (1)	14.5m (1)	2:43.82	28.59s	29.49s	

## Finish Position and metres gained from 800m



# PJ Harness Analyser

Sectional Analysis Software - Not just a formguide!

[www.facebook.com/PJHarnessRacing](http://www.facebook.com/PJHarnessRacing)



RISE Digital, Harness Racing Australia nor the provider accepts any responsibility for the completeness or accuracy of any of the information contained herein, and makes no representations about its suitability for any particular purpose. Users should make their own judgements about those matters and/or seek independent advice. You assume all risks associated with use of data provided on this page

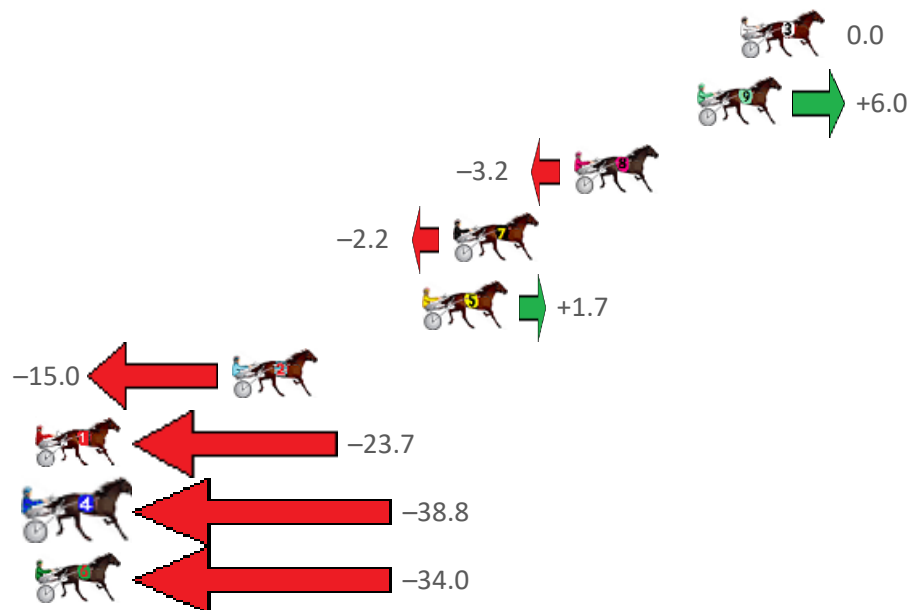
# Mildura Race 2 Distance 2190m

Saturday, 30 September 2023

Gross Time: 2:42.20 MileRate: 1:59.20 LeadTime: 42.70s First Qtr: 31.70s Second Qtr: 30.40s Third Qtr: 28.10s Fourth Qtr: 29.30s

NoHorse	Plc	Mar	800 Posi	400 Posi	Time	3rd Qtr	4th Qtr
3 LOSEASHOE	1	0.0m	0.0m (0)	0.0m (0)	2:42.22	28.10s	29.32s
9 RIO ROCK	2	1.7m	7.7m (2)	7.1m (2)	2:42.34	28.06s	28.94s
8 LINXX	3	6.6m	3.4m (2)	0.3m (2)	2:42.71	27.88s	29.79s
7 FLAME BLASTER	4	11.4m	9.2m (0)	10.1m (0)	2:43.07	28.18s	29.45s
5 FEISTY PHOEBE	5	12.6m	14.3m (0)	14.6m (0)	2:43.16	28.14s	29.22s
2 REAL DASH	6	20.2m	5.2m (1)	9.1m (1)	2:43.72	28.39s	30.17s
1 PRODUCE THE GOOD	7	28.9m	5.2m (0)	5.6m (0)	2:44.37	28.14s	31.07s
4 MY ULTIMATE BILLY	8	39.4m	0.6m (1)	4.4m (1)	2:45.16	28.37s	31.95s
6 TACT FERGIE	9	44.3m	10.3m (1)	13.9m (1)	2:45.52	28.37s	31.63s

## Finish Position and metres gained from 800m



# PJ Harness Analyser

Sectional Analysis Software – Not just a formguide!

[www.facebook.com/PJHarnessRacing](https://www.facebook.com/PJHarnessRacing)



RISE Digital, Harness Racing Australia nor the provider accepts any responsibility for the completeness or accuracy of any of the information contained herein, and makes no representations about its suitability for any particular purpose. Users should make their own judgements about those matters and/or seek independent advice. You assume all risks associated with use of data provided on this page

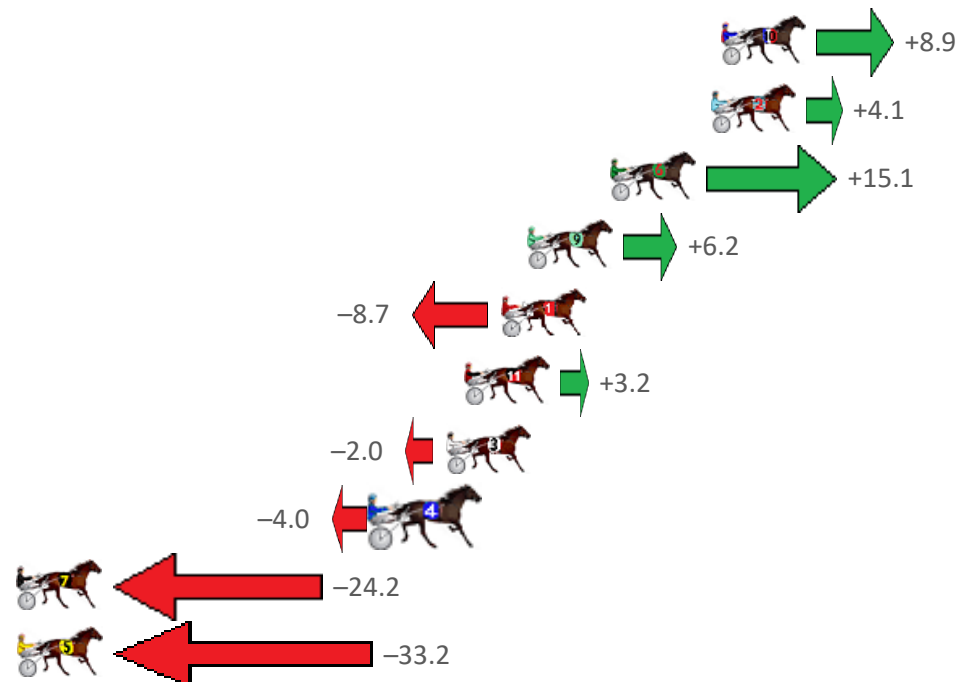
# Mildura Race 3 Distance 1790m

Saturday, 30 September 2023

Gross Time: 2:11.60 MileRate: 1:58.30 LeadTime: 11.80s First Qtr: 28.90s Second Qtr: 31.70s Third Qtr: 28.90s Fourth Qtr: 30.30s

NoHorse	Plc	Mar	800 Posi	400 Posi	Time	3rd Qtr	4th Qtr
10 SIANGDI	1	0.0m	8.9m (2)	4.4m (1)	2:11.61	28.58s	29.99s
2 FOR TONY	2	0.4m	4.5m (1)	0.0m (1)	2:11.65	28.58s	30.35s
6 THISWAYTOTHEBEA	3	4.4m	19.5m (2)	14.6m (2)	2:11.94	28.57s	29.57s
9 BODYLINE	4	7.7m	13.9m (1)	17.4m (1)	2:12.18	29.18s	29.60s
1 APACHE WIND	5	8.7m	0.0m (0)	2.3m (0)	2:12.26	29.07s	30.79s
11 SUNSHINE WARRIOR	6	10.2m	13.4m (2)	9.1m (2)	2:12.37	28.61s	30.40s
3 RONZEL MICKY	7	10.9m	8.9m (0)	11.5m (0)	2:12.42	29.11s	30.27s
4 OUTA CONTROL	8	13.5m	9.5m (1)	12.5m (1)	2:12.62	29.14s	30.40s
7 JUSTUNDERTHELIMI	9	28.7m	4.5m (0)	7.7m (0)	2:13.75	29.15s	31.88s
5 TRIGGER	10	33.2m	0.0m (1)	8.7m (1)	2:14.08	29.54s	32.14s

## Finish Position and metres gained from 800m



# PJ Harness Analyser

Sectional Analysis Software – Not just a formguide!

[www.facebook.com/PJHarnessRacing](http://www.facebook.com/PJHarnessRacing)



RISE Digital, Harness Racing Australia nor the provider accepts any responsibility for the completeness or accuracy of any of the information contained herein, and makes no representations about its suitability for any particular purpose. Users should make their own judgements about those matters and/or seek independent advice. You assume all risks associated with use of data provided on this page

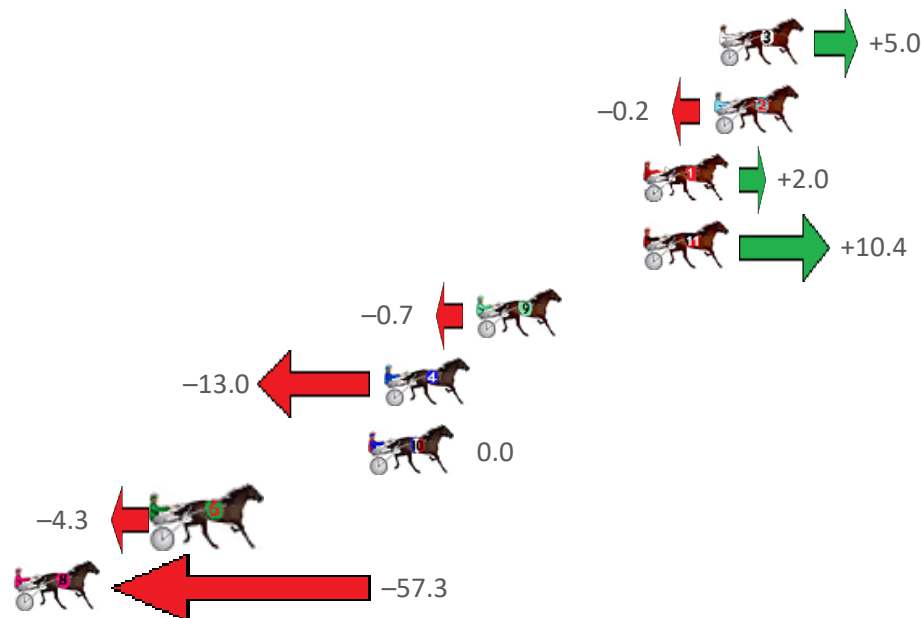
# Mildura Race 4 Distance 2190m

Saturday, 30 September 2023

Gross Time: 2:45.00 MileRate: 2:01.30 LeadTime: 43.30s First Qtr: 31.80s Second Qtr: 30.90s Third Qtr: 28.90s Fourth Qtr: 30.10s

NoHorse	Plc	Mar	800 Posi	400 Posi	Time	3rd Qtr	4th Qtr
3 MARTHA LAVINIA	1	0.0m	5.0m (1)	4.2m (2)	2:45.04	28.84s	29.84s
2 MELODY MAY	2	0.2m	0.0m (0)	0.0m (0)	2:45.07	28.90s	30.17s
1 UNETHICAL	3	3.0m	5.0m (0)	4.9m (0)	2:45.27	28.90s	30.01s
11 IM ALRIGHT JACK	4	3.0m	13.4m (1)	12.9m (2)	2:45.27	28.88s	29.43s
9 ITSALLABOUTNED	5	9.6m	8.9m (1)	9.2m (1)	2:45.76	28.93s	30.19s
4 STARTUP	6	13.3m	0.3m (1)	2.6m (1)	2:46.03	29.07s	30.94s
10 LILBITAHENRYTEE	7	13.9m	13.9m (0)	15.7m (1)	2:46.08	29.05s	30.03s
6 MUSTANG MAX	8	22.1m	17.8m (1)	20.0m (2)	2:46.69	29.08s	30.33s
8 SOCIAL WRITER	9	66.8m	9.5m (0)	14.7m (0)	2:50.03	29.30s	34.05s

## Finish Position and metres gained from 800m



**PJ Harness Analyser**  
Sectional Analysis Software - Not just a formguide!

[www.facebook.com/PJHarnessRacing](http://www.facebook.com/PJHarnessRacing)



RISE Digital, Harness Racing Australia nor the provider accepts any responsibility for the completeness or accuracy of any of the information contained herein, and makes no representations about its suitability for any particular purpose. Users should make their own judgements about those matters and/or seek independent advice. You assume all risks associated with use of data provided on this page

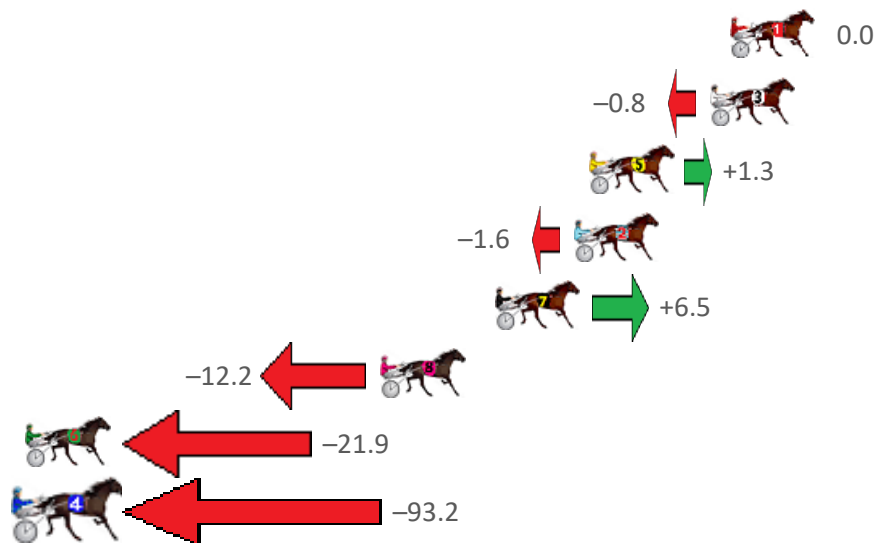
# Mildura Race 5 Distance 1790m

Saturday, 30 September 2023

Gross Time: 2:09.90 MileRate: 1:56.80 LeadTime: 12.10s First Qtr: 29.60s Second Qtr: 31.10s Third Qtr: 28.10s Fourth Qtr: 29.00s

NoHorse	Plc	Mar	800 Posi	400 Posi	Time	3rd Qtr	4th Qtr
1 WILSHIRE BOULEVAR	1	0.0m	0.0m (0)	0.0m (0)	2:09.88	28.10s	28.98s
3 JOHN MCLEAN	2	0.8m	0.0m (1)	1.6m (1)	2:09.95	28.21s	28.94s
5 CAULONIA TERROR	3	5.6m	6.9m (0)	5.6m (0)	2:10.30	28.02s	29.00s
2 GOODTIME MADDIE	4	6.2m	4.6m (1)	6.1m (1)	2:10.34	28.21s	29.01s
7 CAPTAIN CONFETTI	5	9.3m	15.8m (0)	10.2m (0)	2:10.56	27.72s	28.94s
8 SHADY AZZ	6	13.9m	1.7m (2)	4.6m (2)	2:10.92	28.30s	29.70s
6 ALL DA RAGE	7	36.8m	14.9m (1)	10.6m (1)	2:12.62	27.81s	30.97s
4 ONLY ONCE BITTEN	8	103.5m	10.3m (1)	9.9m (2)	2:17.60	28.08s	36.00s

## Finish Position and metres gained from 800m



# PJ Harness Analyser

Sectional Analysis Software - Not just a formguide!

[www.facebook.com/PJHarnessRacing](http://www.facebook.com/PJHarnessRacing)



RISE Digital, Harness Racing Australia nor the provider accepts any responsibility for the completeness or accuracy of any of the information contained herein, and makes no representations about its suitability for any particular purpose. Users should make their own judgements about those matters and/or seek independent advice. You assume all risks associated with use of data provided on this page

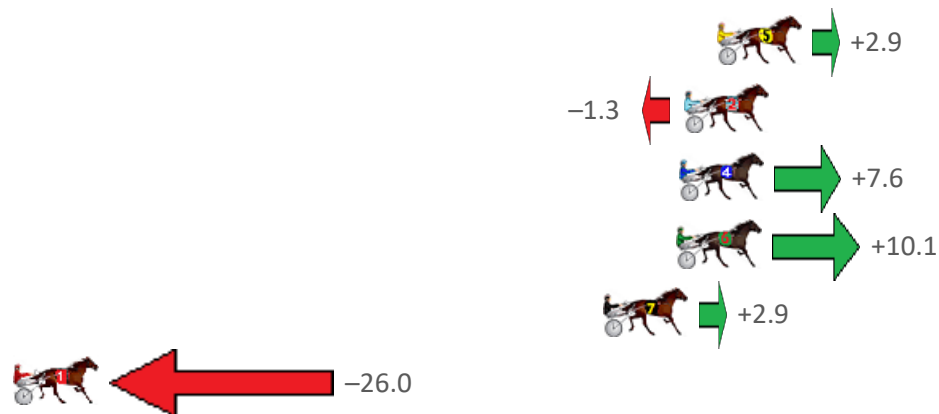
# Mildura Race 6 Distance 2190m

Saturday, 30 September 2023

Gross Time: 2:42.30 MileRate: 1:59.20 LeadTime: 43.50s First Qtr: 31.50s Second Qtr: 30.30s Third Qtr: 28.30s Fourth Qtr: 28.70s

NoHorse	Plc	Mar	800 Posi	400 Posi	Time	3rd Qtr	4th Qtr
5 HOT DEAL	1	0.0m	2.9m (1)	2.7m (1)	2:42.26	28.29s	28.47s
2 OZZIE BATTLER	2	1.3m	0.0m (0)	0.0m (0)	2:42.35	28.30s	28.75s
4 SAHARA TIGER	3	1.5m	9.1m (0)	10.2m (0)	2:42.37	28.38s	28.05s
6 BERNIE WINKLE	4	1.6m	11.7m (1)	11.5m (1)	2:42.37	28.29s	27.96s
7 BLUE CHIP DELIGHT	5	4.5m	7.4m (1)	7.2m (1)	2:42.59	28.29s	28.48s
1 BLACKTOP ROCK	6	30.8m	4.8m (0)	5.7m (0)	2:44.55	28.36s	30.55s

## Finish Position and metres gained from 800m



# PJ Harness Analyser

Sectional Analysis Software – Not just a formguide!

[www.facebook.com/PJHarnessRacing](http://www.facebook.com/PJHarnessRacing)



RISE Digital, Harness Racing Australia nor the provider accepts any responsibility for the completeness or accuracy of any of the information contained herein, and makes no representations about its suitability for any particular purpose. Users should make their own judgements about those matters and/or seek independent advice. You assume all risks associated with use of data provided on this page

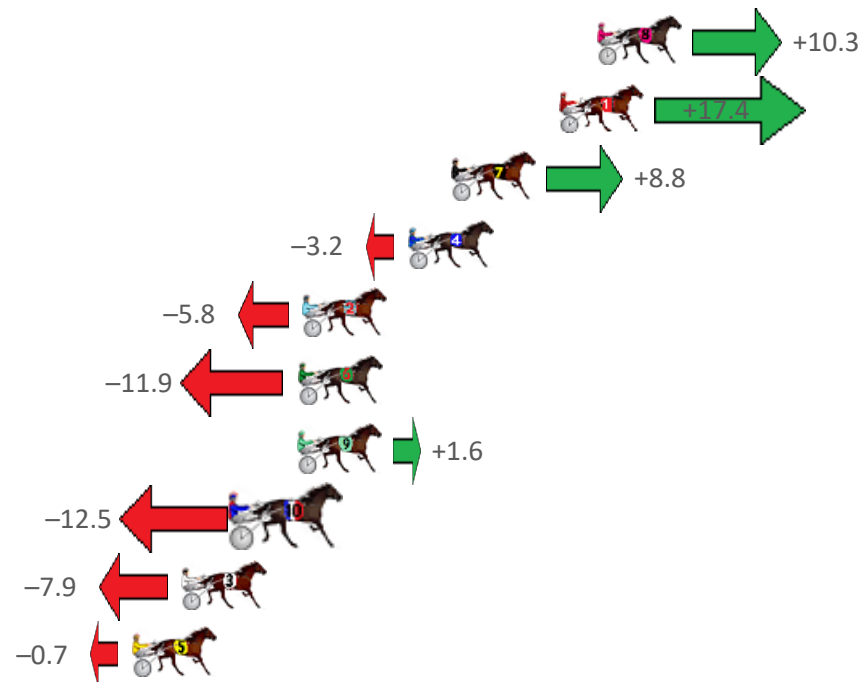
# Mildura Race 7 Distance 2190m

Saturday, 30 September 2023

Gross Time: 2:41.60 MileRate: 1:58.70 LeadTime: 41.30s First Qtr: 29.40s Second Qtr: 30.30s Third Qtr: 29.80s Fourth Qtr: 30.80s

NoHorse	Plc	Mar	800 Posi	400 Posi	Time	3rd Qtr	4th Qtr
8 BETTOR STAR	1	0.0m	10.3m (1)	4.2m (2)	2:41.56	29.35s	30.45s
1 HEATHBERN BRUCE	2	1.5m	18.9m (1)	12.6m (2)	2:41.68	29.35s	29.93s
7 STORM STRIDE	3	5.8m	14.6m (1)	8.4m (2)	2:41.99	29.35s	30.56s
4 IN THE PAPER	4	7.5m	4.3m (0)	8.0m (1)	2:42.12	30.08s	30.72s
2 ROLL WITH RON	5	11.7m	5.9m (1)	4.5m (1)	2:42.44	29.70s	31.30s
6 RIMU VALLEY	6	11.9m	0.0m (0)	2.2m (0)	2:42.45	29.97s	31.48s
9 NEDS BEACH	7	11.9m	13.5m (0)	13.9m (0)	2:42.45	29.85s	30.60s
10 OURMATEMENKO	8	14.1m	1.6m (1)	0.0m (1)	2:42.62	29.68s	31.82s
3 KING SOLOMON	9	16.5m	8.6m (0)	9.1m (0)	2:42.80	29.85s	31.31s
5 WESAIDSO	10	18.5m	17.8m (0)	12.8m (1)	2:42.94	29.44s	31.18s

## Finish Position and metres gained from 800m



# PJ Harness Analyser

Sectional Analysis Software - Not just a formguide!

[www.facebook.com/PJHarnessRacing](http://www.facebook.com/PJHarnessRacing)



RISE Digital, Harness Racing Australia nor the provider accepts any responsibility for the completeness or accuracy of any of the information contained herein, and makes no representations about its suitability for any particular purpose. Users should make their own judgements about those matters and/or seek independent advice. You assume all risks associated with use of data provided on this page



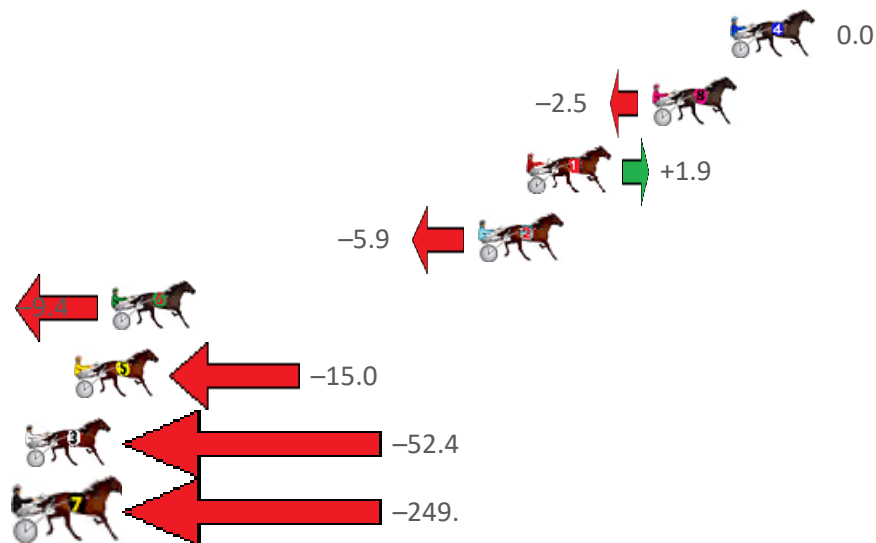
# Mildura Race 8 Distance 2190m

Saturday, 30 September 2023

Gross Time: 2:44.40 MileRate: 2:00.80 LeadTime: 45.40s First Qtr: 32.80s Second Qtr: 30.90s Third Qtr: 27.50s Fourth Qtr: 27.80s

NoHorse	Plc	Mar	800 Posi	400 Posi	Time	3rd Qtr	4th Qtr
4 LITTLE LOUIE	1	0.0m	0.0m (0)	0.0m (0)	2:44.35	27.50s	27.75s
8 CHEERSTOLOU	2	3.1m	0.6m (1)	1.6m (1)	2:44.57	27.57s	27.86s
1 EARL OF PEMBROKE	3	8.1m	10.0m (0)	11.6m (0)	2:44.95	27.62s	27.55s
2 JOE GOT ROLLED	4	10.0m	4.1m (0)	5.2m (0)	2:45.10	27.58s	28.14s
6 POWERSOFPERSUASI	5	24.6m	15.2m (1)	20.3m (1)	2:46.18	27.85s	28.19s
5 FRIVOLITY	6	26.1m	11.1m (1)	18.6m (0)	2:46.28	28.02s	28.40s
3 KIMCHI	7	66.5m	14.1m (0)	22.7m (0)	2:49.31	28.10s	31.15s
7 WAITPINGA HERITA	8	255.7m	6.4m (1)	36.0m (1)	3:03.41	29.53s	44.34s

## Finish Position and metres gained from 800m



# PJ Harness Analyser

Sectional Analysis Software – Not just a formguide!

[www.facebook.com/PJHarnessRacing](https://www.facebook.com/PJHarnessRacing)



RISE Digital, Harness Racing Australia nor the provider accepts any responsibility for the completeness or accuracy of any of the information contained herein, and makes no representations about its suitability for any particular purpose. Users should make their own judgements about those matters and/or seek independent advice. You assume all risks associated with use of data provided on this page



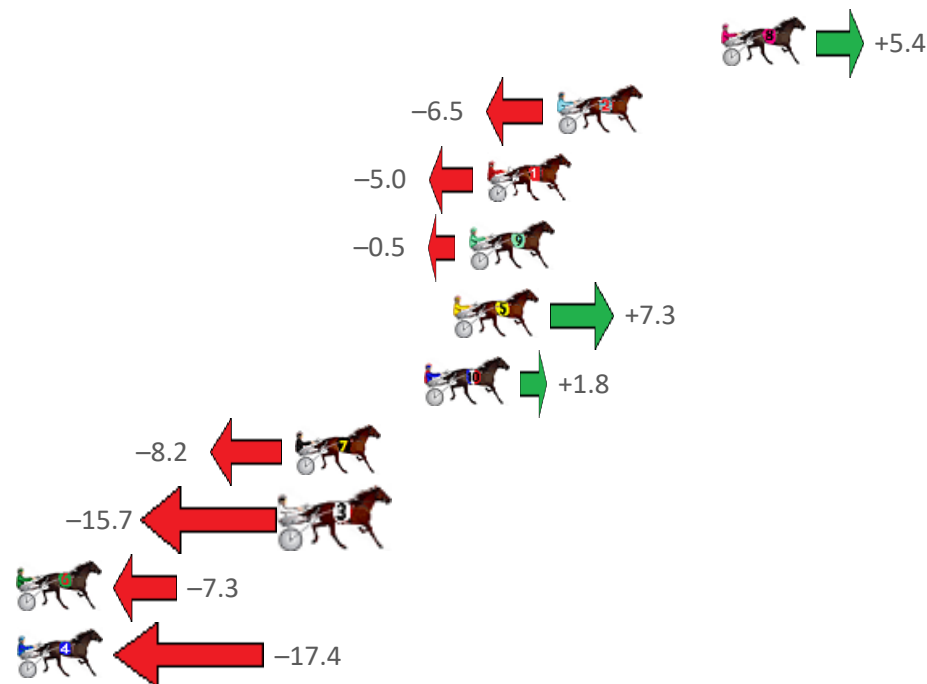
# Mildura Race 9 Distance 2190m

Saturday, 30 September 2023

Gross Time: 2:43.60 MileRate: 2:00.20 LeadTime: 42.80s First Qtr: 30.70s Second Qtr: 30.80s Third Qtr: 29.70s Fourth Qtr: 29.60s

NoHorse	Plc	Mar	800 Posi	400 Posi	Time	3rd Qtr	4th Qtr
8 HALF MOON BEACH	1	0.0m	5.4m (1)	2.0m (2)	2:43.57	29.44s	29.43s
2 COURTNEY KATARIN	2	6.5m	0.0m (0)	0.0m (0)	2:44.07	29.70s	30.07s
1 MOREARTSTHANCLA	3	9.3m	4.3m (0)	4.4m (0)	2:44.28	29.70s	29.96s
9 OZZIE DAYBREAK	4	10.0m	9.5m (1)	7.4m (2)	2:44.33	29.54s	29.79s
5 BEEJAYS STAR	5	10.6m	17.9m (1)	11.3m (1)	2:44.37	29.21s	29.54s
10 YOU LITTLE TERROR	6	11.8m	13.6m (1)	11.2m (2)	2:44.47	29.52s	29.65s
7 IM STUCK MAN	7	16.9m	8.7m (0)	7.5m (1)	2:44.85	29.61s	30.30s
3 OUR ULTIMATE BON	8	17.1m	1.4m (1)	3.7m (1)	2:44.86	29.87s	30.59s
6 CHEERS POVERTY	9	29.5m	22.2m (1)	15.9m (1)	2:45.78	29.23s	30.61s
4 MAJESTIC SUE	10	31.0m	13.6m (0)	10.9m (0)	2:45.89	29.50s	31.09s

## Finish Position and metres gained from 800m







# Harness Analyser

Sectional Analysis Software – Not just a formguide!

[www.facebook.com/PJHarnessRacing](http://www.facebook.com/PJHarnessRacing)



RISE Digital, Harness Racing Australia nor the provider accepts any responsibility for the completeness or accuracy of any of the information contained herein, and makes no representations about its suitability for any particular purpose. Users should make their own judgements about those matters and/or seek independent advice. You assume all risks associated with use of data provided on this page

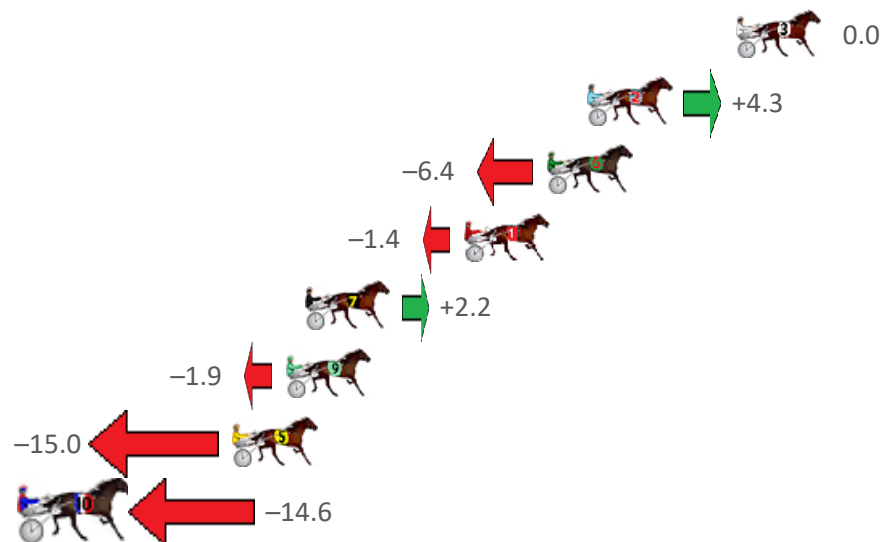
# Mildura Race 10 Distance 1790m

Saturday, 30 September 2023

Gross Time: 2:14.90 MileRate: 2:01.30 LeadTime: 12.20s First Qtr: 31.40s Second Qtr: 32.70s Third Qtr: 29.20s Fourth Qtr: 29.40s

NoHorse	Plc	Mar	800 Posi	400 Posi	Time	3rd Qtr	4th Qtr
3 BILUM	1	0.0m	0.0m (0)	0.0m (0)	2:14.95	29.20s	29.45s
2 TREACHEROUS HEAR	2	5.9m	10.2m (1)	5.4m (1)	2:15.39	28.85s	29.50s
6 CANDLE FLAME	3	7.5m	1.1m (1)	1.5m (1)	2:15.51	29.23s	29.90s
1 HEART OF OAKLAND	4	10.8m	9.4m (0)	12.1m (0)	2:15.75	29.40s	29.37s
7 ARENDELLE	5	17.1m	19.3m (2)	14.1m (2)	2:16.23	28.82s	29.71s
9 GOODTIME JAZZI	6	17.9m	16.0m (1)	12.5m (1)	2:16.28	28.95s	29.87s
5 BAD BOY CARTER	7	20.0m	5.0m (0)	8.2m (0)	2:16.44	29.44s	30.34s
10 BRAVELY DONE	8	30.0m	15.4m (0)	20.3m (0)	2:17.18	29.56s	30.20s

## Finish Position and metres gained from 800m



# PJ Harness Analyser

Sectional Analysis Software – Not just a formguide!

[www.facebook.com/PJHarnessRacing](https://www.facebook.com/PJHarnessRacing)



RISE Digital, Harness Racing Australia nor the provider accepts any responsibility for the completeness or accuracy of any of the information contained herein, and makes no representations about its suitability for any particular purpose. Users should make their own judgements about those matters and/or seek independent advice. You assume all risks associated with use of data provided on this page

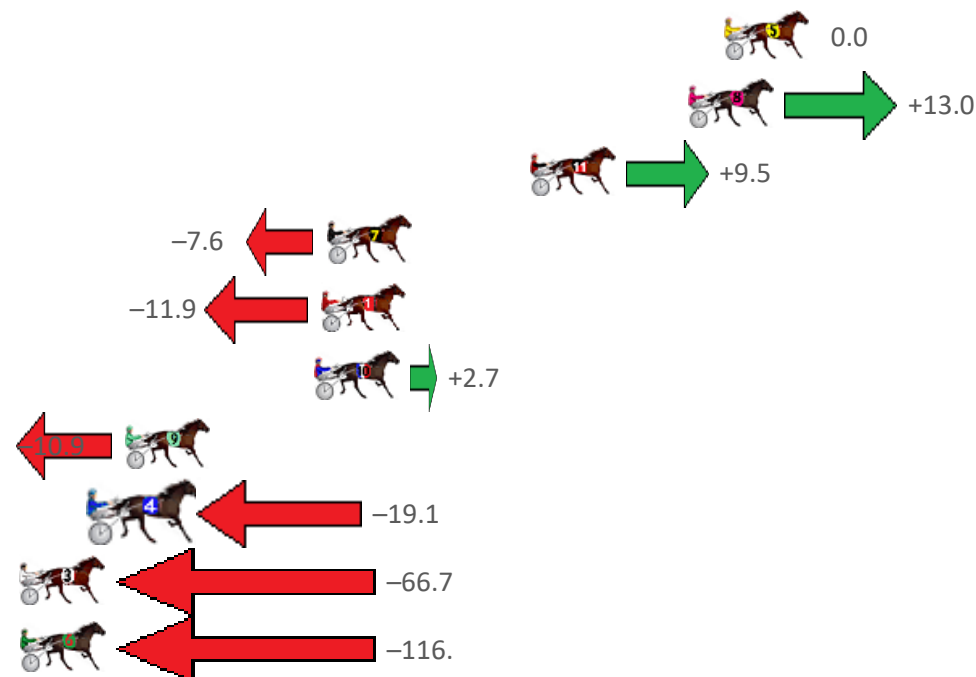
# Mildura Race 11 Distance 2190m

Saturday, 30 September 2023

Gross Time: 2:46.90 MileRate: 2:02.60 LeadTime: 42.70s First Qtr: 31.10s Second Qtr: 32.20s Third Qtr: 31.30s Fourth Qtr: 29.60s

NoHorse	Plc	Mar	800 Posi	400 Posi	Time	3rd Qtr	4th Qtr
5 GLACIER HEIGHTS	1	0.0m	0.0m (0)	0.0m (0)	2:46.90	31.30s	29.60s
8 HAWAIIANBEACH	2	1.4m	14.4m (1)	1.9m (2)	2:47.00	30.32s	29.56s
11 GLITZY ALL OVER	3	7.7m	17.2m (0)	13.4m (1)	2:47.47	30.97s	29.16s
7 MACH HU	4	15.8m	8.2m (0)	8.5m (0)	2:48.08	31.30s	30.14s
1 FRANK BURNS	5	16.0m	4.1m (0)	4.0m (0)	2:48.09	31.28s	30.49s
10 ASHER ABBEY	6	16.3m	19.0m (1)	8.8m (2)	2:48.11	30.48s	30.15s
9 ZION FRANCO	7	23.8m	12.9m (0)	13.7m (0)	2:48.67	31.34s	30.33s
4 AUCKLAND LASS	8	24.8m	5.7m (1)	4.7m (1)	2:48.74	31.21s	31.09s
3 WESTBRO	9	76.5m	9.8m (1)	19.6m (0)	2:52.60	32.02s	33.82s
6 DOUBLE HAPPINESS	10	117.9m	1.6m (1)	19.5m (1)	2:55.69	32.65s	36.92s

## Finish Position and metres gained from 800m





# PJ Harness Analyser

Sectional Analysis Software – Not just a formguide!

[www.facebook.com/PJHarnessRacing](http://www.facebook.com/PJHarnessRacing)



RISE Digital, Harness Racing Australia nor the provider accepts any responsibility for the completeness or accuracy of any of the information contained herein, and makes no representations about its suitability for any particular purpose. Users should make their own judgements about those matters and/or seek independent advice. You assume all risks associated with use of data provided on this page

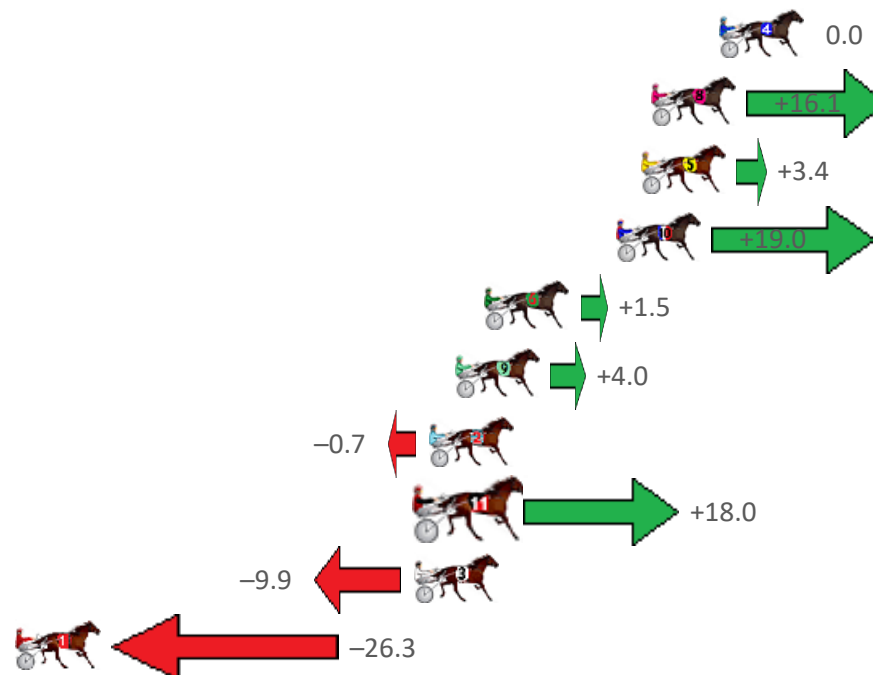
# Mildura Race 12 Distance 1790m

Saturday, 30 September 2023

Gross Time: 2:15.10 MileRate: 2:01.50 LeadTime: 12.10s First Qtr: 30.90s Second Qtr: 30.90s Third Qtr: 29.90s Fourth Qtr: 31.30s

NoHorse	Plc	Mar	800 Posi	400 Posi	Time	3rd Qtr	4th Qtr
4 PET KITTY	1	0.0m	0.0m (0)	0.0m (0)	2:15.09	29.90s	31.29s
8 GILARDI	2	2.7m	18.8m (1)	14.5m (2)	2:15.28	29.60s	30.38s
5 DAYSIE BROWN	3	3.1m	6.5m (1)	5.3m (2)	2:15.32	29.82s	31.12s
10 FORTITUDO	4	4.1m	23.1m (1)	18.7m (2)	2:15.40	29.60s	30.18s
6 STEAL SOME TIME	5	9.3m	10.8m (0)	11.3m (0)	2:15.78	29.96s	31.12s
9 YERING SOHO	6	10.5m	14.5m (1)	11.5m (1)	2:15.87	29.69s	31.20s
2 BLISSFULL PENNY	7	11.5m	10.8m (1)	10.3m (2)	2:15.95	29.88s	31.37s
11 TALE OF THE DRAGO	8	11.6m	29.6m (1)	25.8m (0)	2:15.95	29.66s	30.19s
3 OUR GRAND TORINO	9	12.1m	2.2m (1)	5.7m (1)	2:15.99	30.17s	31.76s
1 MEXICAN STANDOFF	10	31.4m	5.1m (0)	7.4m (0)	2:17.43	30.08s	33.07s

## Finish Position and metres gained from 800m







# Harness Analyser

Sectional Analysis Software – Not just a formguide!

[www.facebook.com/PJHarnessRacing](http://www.facebook.com/PJHarnessRacing)



RISE Digital, Harness Racing Australia nor the provider accepts any responsibility for the completeness or accuracy of any of the information contained herein, and makes no representations about its suitability for any particular purpose. Users should make their own judgements about those matters and/or seek independent advice. You assume all risks associated with use of data provided on this page