

# Mildura Race 1 Distance 1790m

Friday, 29 May 2026

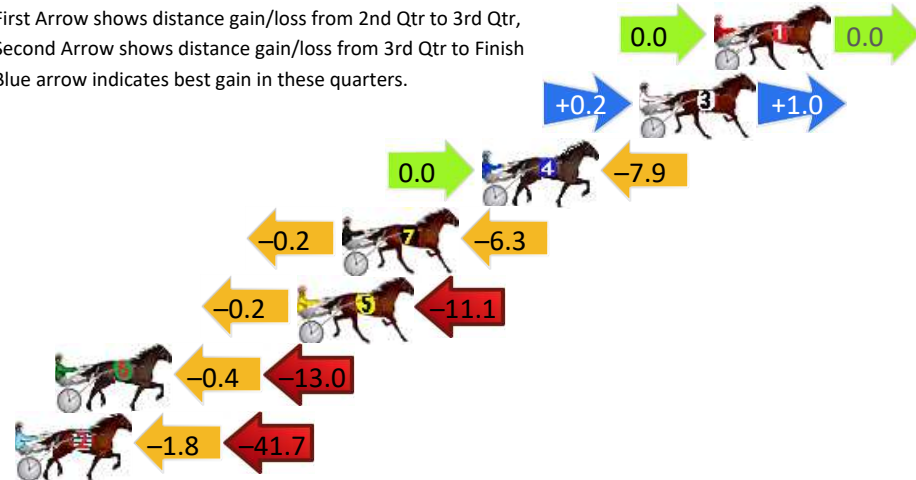
Gross Time: 2:16.20 MileRate: 2:02.50 LeadTime: 12.80s First Qtr: 32.40s Second Qtr: 32.30s Third Qtr: 29.70s Fourth Qtr: 29.00s

DATA TABLE: 800 / 400 Posi's are position from leader and (how wide the horse was at that position)

No	Horse	Plc	Mar	800 Posi	400 Posi	Time	3rd Qtr	4th Qt
1	MELS NIGHT OUT	1	0.0m	0.0m (0)	0.0m (0)	2:16.20	29.70s	29.00s
3	MACHFREDDY	2	3.0m	4.2m (0)	4.0m (0)	2:16.43	29.68s	28.93s
4	SANTA CASA LEVI	3	9.3m	1.4m (1)	1.4m (1)	2:16.91	29.71s	29.57s
7	CRUEL MISTRESS	4	14.9m	8.4m (0)	8.6m (0)	2:17.33	29.72s	29.45s
5	TARAJI	5	16.7m	5.4m (1)	5.6m (1)	2:17.47	29.72s	29.80s
6	ELISSAS DELIGHT	6	26.4m	13.0m (0)	13.4m (0)	2:18.21	29.74s	29.94s
2	MINI VINNEY	7	53.5m	10.0m (1)	11.8m (1)	2:20.27	29.87s	32.01s

## Finish Position and metres gained

First Arrow shows distance gain/loss from 2nd Qtr to 3rd Qtr, Second Arrow shows distance gain/loss from 3rd Qtr to Finish  
Blue arrow indicates best gain in these quarters.



800

Visual positions in race at 2nd Quarter



400

Visual positions in race at 3rd Quarter



# Mildura Race 2 Distance 2190m

Friday, 29 May 2026

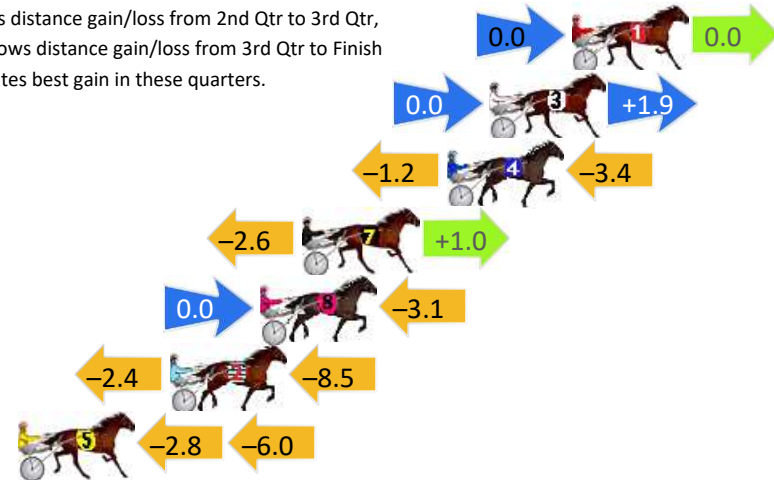
Gross Time: 2:43.40 MileRate: 2:00.10 LeadTime: 44.00s First Qtr: 31.30s Second Qtr: 29.90s Third Qtr: 28.20s Fourth Qtr: 30.00s

DATA TABLE: 800 / 400 Posi's are position from leader and (how wide the horse was at that position)

No	Horse	Plc	Mar	800 Posi	400 Posi	Time	3rd Qtr	4th Qt
1	NEVS DREAM	1	0.0m	0.0m (0)	0.0m (0)	2:43.40	28.20s	30.00s
3	MANINKY MOONSHINE	2	3.3m	5.2m (1)	5.2m (2)	2:43.66	28.20s	29.86s
4	LITTLE WONDER	3	5.0m	0.4m (1)	1.6m (1)	2:43.79	28.28s	30.25s
7	WATCH THE ATTITUDE	4	10.8m	9.2m (0)	11.8m (0)	2:44.25	28.39s	29.93s
8	ROYAL SAXON	5	12.5m	9.4m (1)	9.4m (1)	2:44.38	28.19s	30.23s
2	LOUIEVILLE	6	16.1m	5.2m (0)	7.6m (0)	2:44.67	28.35s	30.63s
5	GOOD BOOTS BINDI	7	22.2m	13.4m (1)	16.2m (1)	2:45.14	28.39s	30.45s

## Finish Position and metres gained

First Arrow shows distance gain/loss from 2nd Qtr to 3rd Qtr, Second Arrow shows distance gain/loss from 3rd Qtr to Finish  
Blue arrow indicates best gain in these quarters.



800

Visual positions in race at 2nd Quarter



400

Visual positions in race at 3rd Quarter

# Mildura Race 3 Distance 1790m

Friday, 29 May 2026

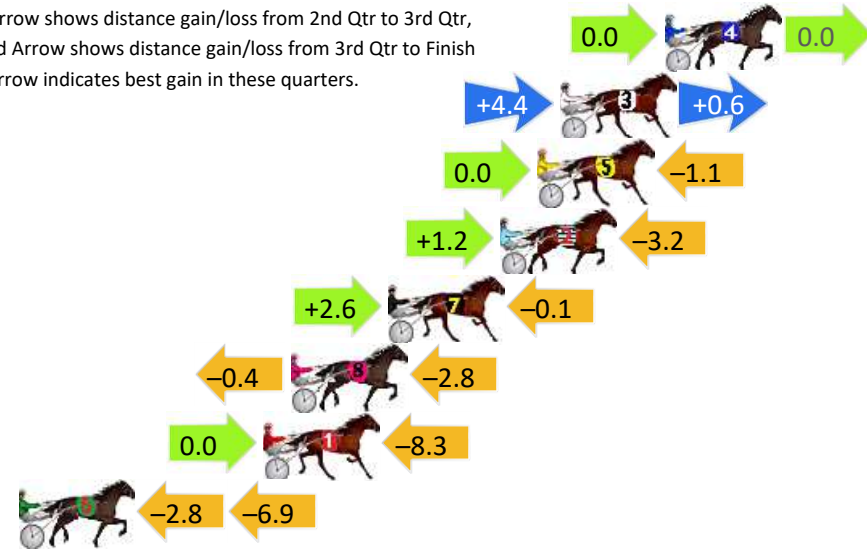
Gross Time: 2:18.00 MileRate: 2:04.10 LeadTime: 12.40s First Qtr: 30.70s Second Qtr: 33.60s Third Qtr: 31.30s Fourth Qtr: 30.00s

DATA TABLE: 800 / 400 Posi's are position from leader and (how wide the horse was at that position)

No	Horse	Plc	Mar	800 Posi	400 Posi	Time	3rd Qtr	4th Qt
4	FRENCH BEACH	1	0.0m	0.0m (0)	0.0m (0)	2:18.00	31.30s	30.00s
3	SWEET LUCY LOU	2	4.2m	9.2m (1)	4.8m (2)	2:18.33	30.96s	29.96s
5	STARZZZOF TERRY	3	5.1m	4.0m (0)	4.0m (0)	2:18.40	31.30s	30.08s
2	MAXI ANGEL	4	6.6m	4.6m (1)	3.4m (1)	2:18.52	31.21s	30.24s
7	NAUGHTY BET	5	11.1m	13.6m (1)	11.0m (1)	2:18.87	31.10s	30.01s
8	ELPINE WARRIOR	6	15.0m	11.8m (0)	12.2m (0)	2:19.18	31.34s	30.21s
1	BLISSFULL RED	7	16.1m	7.8m (0)	7.8m (0)	2:19.27	31.31s	30.62s
6	BRIEISBETTER	8	25.9m	16.2m (0)	19.0m (0)	2:20.04	31.52s	30.51s

## Finish Position and metres gained

First Arrow shows distance gain/loss from 2nd Qtr to 3rd Qtr, Second Arrow shows distance gain/loss from 3rd Qtr to Finish. Blue arrow indicates best gain in these quarters.



8  
0  
0

Visual positions in race at 2nd Quarter



4  
0  
0

Visual positions in race at 3rd Quarter



# Mildura Race 4 Distance 1790m

Friday, 29 May 2026




Gross Time: 2:09.60 MileRate: 1:56.50 LeadTime: 12.20s First Qtr: 28.70s Second Qtr: 30.10s Third Qtr: 28.70s Fourth Qtr: 29.90s

DATA TABLE: 800 / 400 Posi's are position from leader and (how wide the horse was at that position)

NoHorse	Plc	Mar	800 Posi	400 Posi	Time	3rd Qtr	4th Qt
5 POWERSOFPERSUASION	1	0.0m	0.0m (0)	0.0m (0)	2:09.60	28.70s	29.90s
7 PRIORITISE	2	2.6m	13.8m (0)	13.0m (0)	2:09.80	28.66s	29.13s
3 LETSGO BIG GIRL	3	3.5m	4.0m (0)	4.4m (0)	2:09.87	28.73s	29.83s
1 NOBLE TRICK	4	3.8m	8.2m (0)	8.4m (0)	2:09.90	28.72s	29.56s
4 RIO ROCK	5	4.0m	6.8m (1)	7.4m (1)	2:09.91	28.75s	29.65s
6 TOUGH AINT ENOUGH	6	9.5m	2.6m (1)	2.6m (1)	2:10.34	28.69s	30.41s
8 ALL DA RAGE	7	17.5m	15.0m (1)	10.2m (2)	2:10.97	28.34s	30.44s
2 KEAYANG MOROCCAN	8	18.6m	10.8m (1)	13.6m (1)	2:11.06	28.90s	30.27s

## Finish Position and metres gained

First Arrow shows distance gain/loss from 2nd Qtr to 3rd Qtr, Second Arrow shows distance gain/loss from 3rd Qtr to Finish Blue arrow indicates best gain in these quarters.



Visual positions in race at 2nd Quarter

Visual positions in race at 3rd Quarter



# Mildura Race 5 Distance 1790m

Friday, 29 May 2026

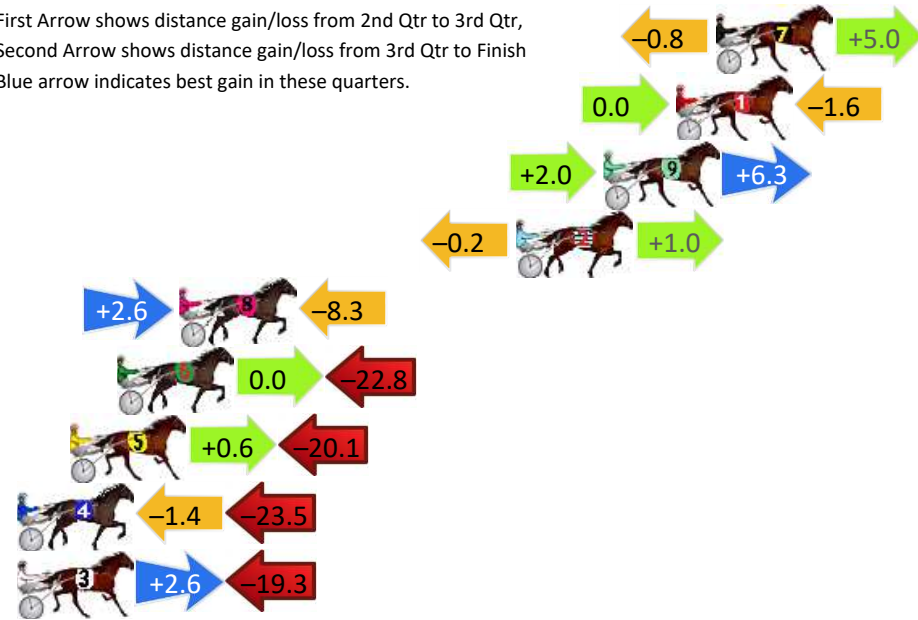
Gross Time: 2:14.30 MileRate: 2:00.70 LeadTime: 12.70s First Qtr: 31.70s Second Qtr: 30.70s Third Qtr: 29.90s Fourth Qtr: 29.30s

DATA TABLE: 800 / 400 Posi's are position from leader and (how wide the horse was at that position)

No	Horse	Plc	Mar	800 Posi	400 Posi	Time	3rd Qtr	4th Qt
7	THEBUCKSONYOU	1	0.0m	4.2m (0)	5.0m (1)	2:14.30	29.96s	28.94s
1	RUGGARDS GEE TEE	2	1.6m	0.0m (0)	0.0m (0)	2:14.42	29.90s	29.42s
9	PRIDDY CARSON	3	4.5m	12.8m (0)	10.8m (0)	2:14.65	29.75s	28.84s
2	SRIRACHA	4	8.0m	8.8m (0)	9.0m (1)	2:14.91	29.91s	29.23s
8	ALWAYS ON SAFARI	5	21.5m	15.8m (1)	13.2m (1)	2:15.95	29.71s	29.90s
6	ROCKNROLL LENNY	6	24.0m	1.2m (1)	1.2m (1)	2:16.14	29.92s	30.96s
5	RUBBLEONTHE DOUB LE	7	25.9m	6.4m (1)	5.8m (2)	2:16.29	29.87s	30.76s
4	BETTOR DOO	8	35.7m	10.8m (1)	12.2m (2)	2:17.04	30.02s	31.01s
3	HIGHWAY HUSTLER	9	39.3m	22.6m (0)	20.0m (0)	2:17.32	29.72s	30.71s

## Finish Position and metres gained

First Arrow shows distance gain/loss from 2nd Qtr to 3rd Qtr, Second Arrow shows distance gain/loss from 3rd Qtr to Finish. Blue arrow indicates best gain in these quarters.



800

Visual positions in race at 2nd Quarter



400

Visual positions in race at 3rd Quarter

# Mildura Race 6 Distance 1790m

Friday, 29 May 2026



Gross Time: 2:15.20 MileRate: 2:01.60 LeadTime: 12.60s First Qtr: 29.30s Second Qtr: 31.30s Third Qtr: 30.30s Fourth Qtr: 31.70s

DATA TABLE: 800 / 400 Posi's are position from leader and (how wide the horse was at that position)

No	Horse	Plc	Mar	800 Posi	400 Posi	Time	3rd Qtr	4th Qt
10	ROJENBYE	1	0.0m	23.8m (1)	13.2m (2)	2:15.20	29.51s	30.66s
7	ROCKING WROXTON	2	4.4m	4.8m (0)	4.4m (0)	2:15.56	30.27s	31.70s
9	PUNTO CALIENTE	3	5.9m	19.8m (1)	12.8m (0)	2:15.69	29.77s	31.16s
8	DAYLIGHT	4	6.4m	9.4m (0)	6.2m (1)	2:15.73	30.05s	31.72s
6	HESASTAR	5	8.2m	2.4m (1)	0.8m (1)	2:15.88	30.16s	32.28s
3	GRENADE	6	9.8m	28.0m (1)	17.6m (2)	2:16.01	29.51s	31.09s
11	HARRY MCKINNIS	7	12.8m	13.6m (0)	8.4m (0)	2:16.26	29.89s	32.05s
1	GROVE DALE	8	14.0m	0.0m (0)	0.0m (0)	2:16.36	30.28s	32.80s
2	SUNSHINE WARRIOR	9	15.8m	12.8m (1)	9.0m (2)	2:16.51	30.00s	32.24s
5	CHALKNCHEDDAR	10	41.6m	8.0m (1)	14.0m (1)	2:18.64	30.71s	33.88s
12	THE TOOTH FAIRY	11	78.3m	24.0m (0)	38.0m (0)	2:21.68	31.31s	34.88s

## Finish Position and metres gained

First Arrow shows distance gain/loss from 2nd Qtr to 3rd Qtr, Second Arrow shows distance gain/loss from 3rd Qtr to Finish  
Blue arrow indicates best gain in these quarters.



# Mildura Race 7 Distance 2190m

Friday, 29 May 2026

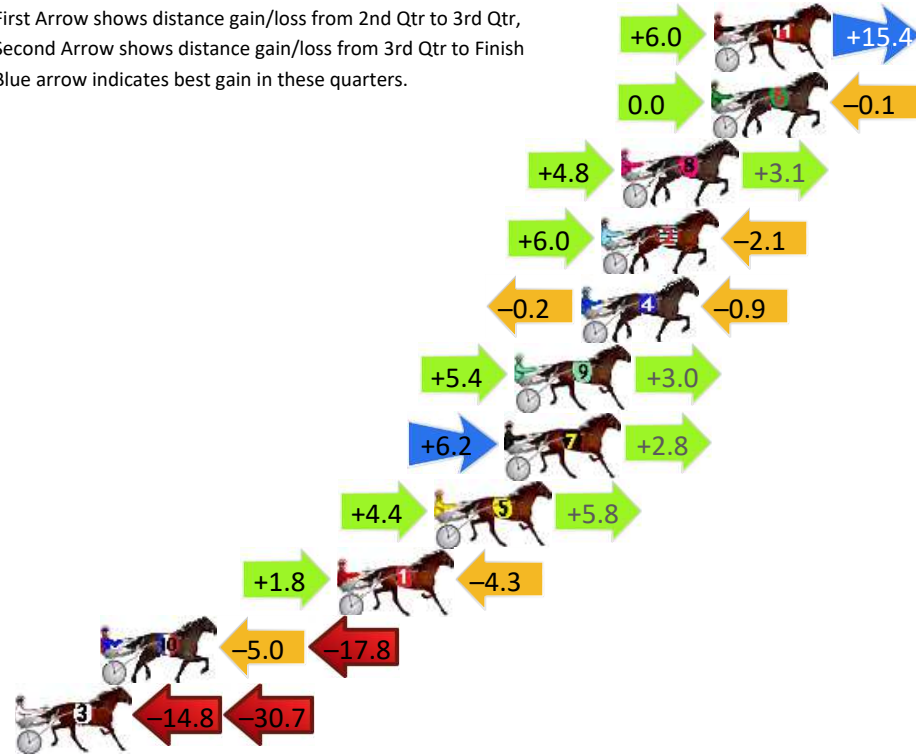
Gross Time: 2:46.80 MileRate: 2:02.60 LeadTime: 43.90s First Qtr: 32.50s Second Qtr: 30.40s Third Qtr: 29.40s Fourth Qtr: 30.60s

DATA TABLE: 800 / 400 Posi's are position from leader and (how wide the horse was at that position)

No	Horse	Plc	Mar	800 Posi	400 Posi	Time	3rd Qtr	4th Qt
11	GLITZY ALL OVER	1	0.0m	21.4m (0)	15.4m (0)	2:46.80	28.98s	29.43s
6	ONLY ONCE BITTEN	2	0.1m	0.0m (0)	0.0m (0)	2:46.81	29.40s	30.61s
8	WHENIMREADY	3	3.7m	11.6m (1)	6.8m (2)	2:47.10	29.05s	30.36s
2	STARVIN MARVIN	4	4.5m	8.4m (0)	2.4m (1)	2:47.16	28.95s	30.76s
4	JILPANGER ROSE	5	5.3m	4.2m (0)	4.4m (0)	2:47.22	29.41s	30.67s
9	THE AFRICAN QUEEN	6	8.0m	16.4m (1)	11.0m (2)	2:47.44	29.00s	30.37s
7	OUR MASTER PLAY	7	8.4m	17.4m (0)	11.2m (0)	2:47.47	28.94s	30.39s
5	APOLOGY ACCEPTED	8	11.2m	21.4m (1)	17.0m (1)	2:47.70	29.08s	30.16s
1	CAULONIA BELLA	9	15.1m	12.6m (0)	10.8m (1)	2:48.01	29.26s	30.93s
10	LOSEASHOE	10	24.6m	1.8m (1)	6.8m (1)	2:48.77	29.75s	31.95s
3	DIAMOND KRUSHER	11	52.9m	7.4m (1)	22.2m (0)	2:51.04	30.46s	32.94s

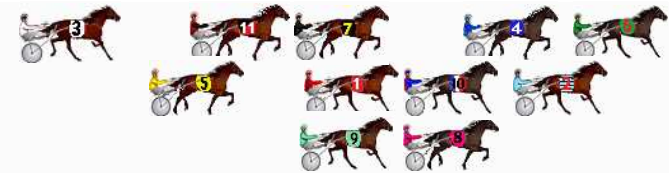
## Finish Position and metres gained

First Arrow shows distance gain/loss from 2nd Qtr to 3rd Qtr, Second Arrow shows distance gain/loss from 3rd Qtr to Finish Blue arrow indicates best gain in these quarters.



800

Visual positions in race at 2nd Quarter



400

Visual positions in race at 3rd Quarter



# Mildura Race 8 Distance 1790m

Friday, 29 May 2026

Gross Time: 2:12.00 MileRate: 1:58.60 LeadTime: 12.10s First Qtr: 30.10s Second Qtr: 30.30s Third Qtr: 29.50s Fourth Qtr: 30.00s

DATA TABLE: 800 / 400 Posi's are position from leader and (how wide the horse was at that position)

NoHorse	Plc	Mar	800 Posi	400 Posi	Time	3rd Qtr	4th Qt
1 ODINS BLACK CROWS	1	0.0m	0.0m (0)	0.0m (0)	2:12.00	29.50s	30.00s
7 GUEST ARTIST	2	8.4m	2.8m (1)	5.0m (1)	2:12.66	29.66s	30.25s
11 MISTER BOOMBASTIK	3	10.5m	19.8m (1)	14.2m (2)	2:12.83	29.09s	29.72s
5 CHEERS POVERTY	4	13.2m	4.2m (0)	7.0m (0)	2:13.04	29.70s	30.46s
2 CAULONIA TERROR	5	17.9m	15.4m (1)	18.4m (2)	2:13.41	29.72s	29.96s
8 AVOCA BLUES	6	27.2m	8.0m (0)	14.2m (0)	2:14.14	29.95s	30.97s
6 RED HOT MIKI	7	29.4m	22.8m (0)	23.8m (1)	2:14.31	29.57s	30.42s
3 FLAME BLASTER	8	29.4m	11.2m (1)	14.6m (1)	2:14.31	29.74s	31.10s
4 OZZIE DAYBREAK	9	29.5m	7.0m (1)	10.6m (1)	2:14.32	29.75s	31.41s
10 RONZEL MICKY	10	32.6m	12.4m (0)	18.4m (0)	2:14.56	29.93s	31.06s
9 SHES POPPY	11	33.2m	16.8m (0)	22.4m (0)	2:14.61	29.91s	30.81s

## Finish Position and metres gained

