


Mildura Race 1 Distance 2190m

Thursday, 28 December 2023

Gross Time: 2:43.90 MileRate: 2:00.40 LeadTime: 41.80s First Qtr: 31.30s Second Qtr: 31.60s Third Qtr: 29.90s Fourth Qtr: 29.30s

NoHorse	Plc	Mar	800 Posi	400 Posi	Time	3rd Qtr	4th Qtr
10 ROLL WITH RON	1	0.0m	18.2m (2)	9.8m (2)	2:43.91	29.27s	28.59s
9 OUR MASTER PLAY	2	0.5m	14.0m (2)	3.2m (2)	2:43.96	29.10s	29.10s
1 OUTA CONTROL	3	1.3m	4.5m (0)	4.3m (0)	2:44.01	29.88s	29.08s
5 HEADBANGER	4	2.1m	0.0m (0)	0.0m (0)	2:44.07	29.90s	29.45s
2 JAY MILLER	5	11.4m	7.6m (1)	13.6m (2)	2:44.76	30.34s	29.14s
4 SHIREEN	6	11.6m	15.8m (1)	13.2m (0)	2:44.78	29.71s	29.18s
8 ELEGANT EYRE	7	13.5m	9.5m (2)	3.0m (1)	2:44.92	29.43s	30.06s
3 STARTUP	8	14.7m	11.6m (1)	16.0m (1)	2:45.01	30.22s	29.21s
7 BEARTASTIC WRITER	9	28.3m	9.0m (0)	8.8m (0)	2:46.02	29.90s	30.72s
6 WONDERFORCE	10	61.9m	3.6m (1)	12.0m (1)	2:48.53	30.56s	32.93s

Finish Position and metres gained from 800m



PJ Harness Analyser
Sectional Analysis Software – Not just a formguide!

www.facebook.com/PJHarnessRacing



RISE Digital, Harness Racing Australia nor the provider accepts any responsibility for the completeness or accuracy of any of the information contained herein, and makes no representations about its suitability for any particular purpose. Users should make their own judgements about those matters and/or seek independent advice. You assume all risks associated with use of data provided on this page

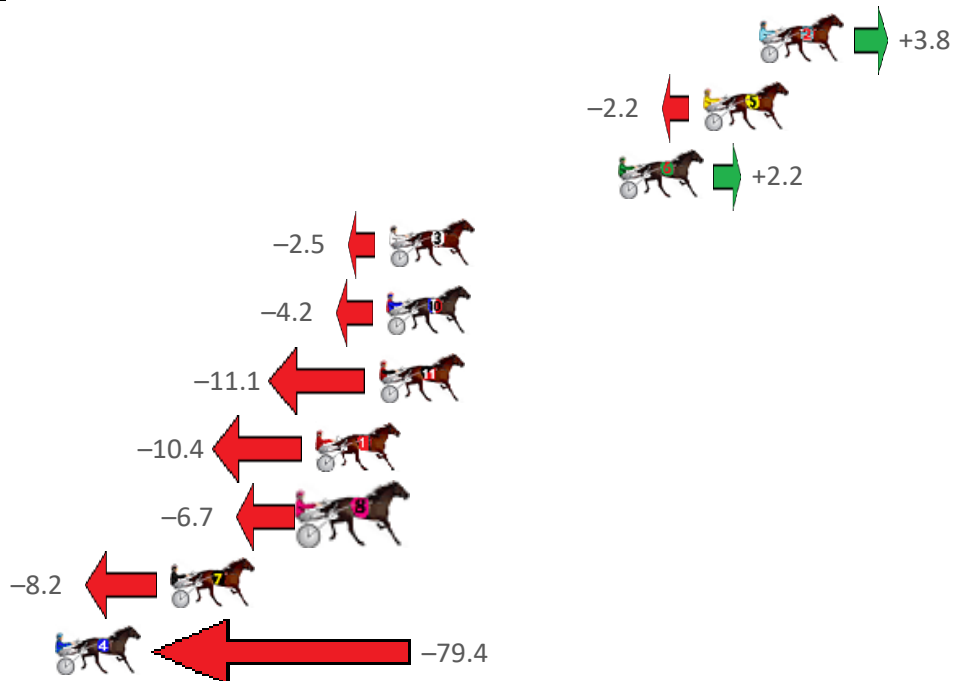
Mildura Race 2 Distance 1790m

Thursday, 28 December 2023

Gross Time: 2:12.50 MileRate: 1:59.10 LeadTime: 11.80s First Qtr: 29.90s Second Qtr: 31.70s Third Qtr: 28.50s Fourth Qtr: 30.60s

NoHorse	Plc	Mar	800 Posi	400 Posi	Time	3rd Qtr	4th Qtr
2 MAJESTIC SUE	1	0.0m	3.8m (0)	4.2m (0)	2:12.52	28.54s	30.28s
5 PIRATESOF ZANZIBA	2	2.2m	0.0m (0)	0.0m (0)	2:12.69	28.49s	30.77s
6 HALF MOON BEACH	3	5.6m	7.8m (0)	8.6m (1)	2:12.94	28.57s	30.37s
3 WHITE STAR VILLAGE	4	14.7m	12.2m (0)	12.3m (0)	2:13.61	28.50s	30.78s
10 OUR ART CHRISTIAN	5	14.8m	10.6m (2)	10.0m (2)	2:13.62	28.44s	30.97s
11 BEEJAYS STAR	6	15.1m	4.0m (2)	5.0m (2)	2:13.65	28.55s	31.37s
1 FORTITUDO	7	17.6m	7.2m (1)	15.4m (2)	2:13.83	29.10s	30.77s
8 MACH HU	8	17.9m	11.2m (1)	17.8m (0)	2:13.85	28.98s	30.61s
7 CHEERS POVERTY	9	23.4m	15.2m (1)	16.0m (3)	2:14.26	28.54s	31.16s
4 TRIPLETS	10	82.4m	3.0m (1)	18.0m (1)	2:18.66	29.43s	35.50s

Finish Position and metres gained from 800m



PJ Harness Analyser

Sectional Analysis Software - Not just a formguide!

www.facebook.com/PJHarnessRacing



RISE Digital, Harness Racing Australia nor the provider accepts any responsibility for the completeness or accuracy of any of the information contained herein, and makes no representations about its suitability for any particular purpose. Users should make their own judgements about those matters and/or seek independent advice. You assume all risks associated with use of data provided on this page

Mildura Race 3 Distance 1790m

Thursday, 28 December 2023

Gross Time: 2:13.30 MileRate: 1:59.80 LeadTime: 12.20s First Qtr: 31.30s Second Qtr: 31.20s Third Qtr: 29.00s Fourth Qtr: 29.60s

NoHorse	Plc	Mar	800 Posi	400 Posi	Time	3rd Qtr	4th Qtr
9 HAWAIIANBEACH	1	0.0m	0.2m (1)	0.0m (0)	2:13.28	28.99s	29.60s

6 ROJENBYE	2	17.5m	17.8m (1)	14.2m (2)	2:14.60	28.74s	29.84s
------------	---	-------	-----------	-----------	---------	--------	--------

2 ANOTHER SPARKY	3	27.7m	0.0m (0)	5.3m (0)	2:15.36	29.37s	31.25s
------------------	---	-------	----------	----------	---------	--------	--------

1 TACT TORY	4	28.6m	5.2m (0)	9.6m (0)	2:15.43	29.31s	31.00s
-------------	---	-------	----------	----------	---------	--------	--------

7 MARKLEIGH CAZ	5	29.7m	9.2m (0)	13.8m (0)	2:15.51	29.32s	30.77s
-----------------	---	-------	----------	-----------	---------	--------	--------

4 ULTIMATE TROUBLE	6	30.6m	4.9m (1)	5.6m (1)	2:15.57	29.03s	31.44s
--------------------	---	-------	----------	----------	---------	--------	--------

8 TRIGGER	7	35.8m	9.2m (1)	10.8m (1)	2:15.96	29.10s	31.44s
-----------	---	-------	----------	-----------	---------	--------	--------

10 SOCIAL WRITER	8	72.0m	13.4m (1)	10.0m (2)	2:18.66	28.71s	34.16s
------------------	---	-------	-----------	-----------	---------	--------	--------

Finish Position and metres gained from 800m



+0.2



+0.3



-27.7



-23.4



-20.5



-25.7



-26.6



-58.6



PJ Harness Analyser

Sectional Analysis Software – Not just a formguide!

www.facebook.com/PJHarnessRacing



RISE Digital, Harness Racing Australia nor the provider accepts any responsibility for the completeness or accuracy of any of the information contained herein, and makes no representations about its suitability for any particular purpose. Users should make their own judgements about those matters and/or seek independent advice. You assume all risks associated with use of data provided on this page

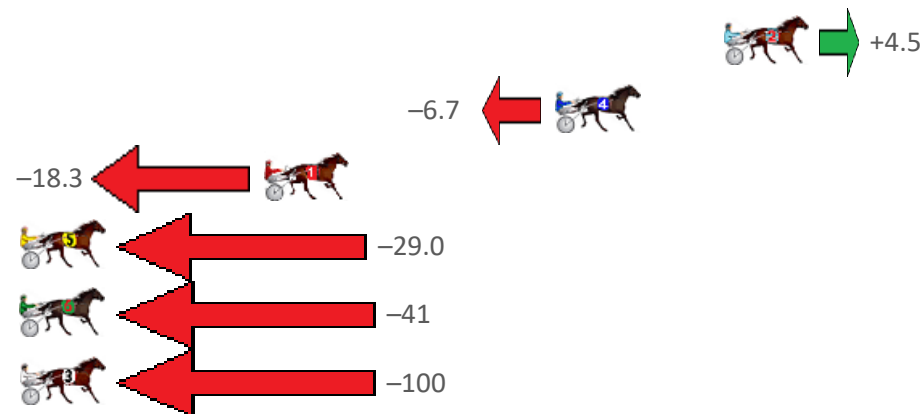
Mildura Race 4 Distance 2190m

Thursday, 28 December 2023

Gross Time: 2:48.90 MileRate: 2:04.10 LeadTime: 45.20s First Qtr: 31.20s Second Qtr: 31.90s Third Qtr: 29.90s Fourth Qtr: 30.70s

NoHorse	Plc	Mar	800 Posi	400 Posi	Time	3rd Qtr	4th Qtr
2 CANDLE FLAME	1	0.0m	4.5m (0)	4.8m (1)	2:48.94	29.93s	30.33s
4 MY LINE OF FIRE	2	6.7m	0.0m (1)	0.0m (1)	2:49.45	29.89s	31.21s
1 LITTLE SHOWGIRL	3	18.3m	0.0m (0)	1.2m (0)	2:50.31	29.97s	32.01s
5 DRUNKEN MISTAKES	4	38.2m	9.2m (0)	9.2m (0)	2:51.80	29.87s	32.91s
6 PODIUM PANTS	5	53.4m	13.2m (1)	11.6m (1)	2:52.93	29.74s	33.89s
3 SKADI	6	107.9m	8.2m (1)	22.0m (1)	2:56.99	30.85s	37.26s

Finish Position and metres gained from 800m



PJ Harness Analyser

Sectional Analysis Software – Not just a formguide!

www.facebook.com/PJHarnessRacing



RISE Digital, Harness Racing Australia nor the provider accepts any responsibility for the completeness or accuracy of any of the information contained herein, and makes no representations about its suitability for any particular purpose. Users should make their own judgements about those matters and/or seek independent advice. You assume all risks associated with use of data provided on this page

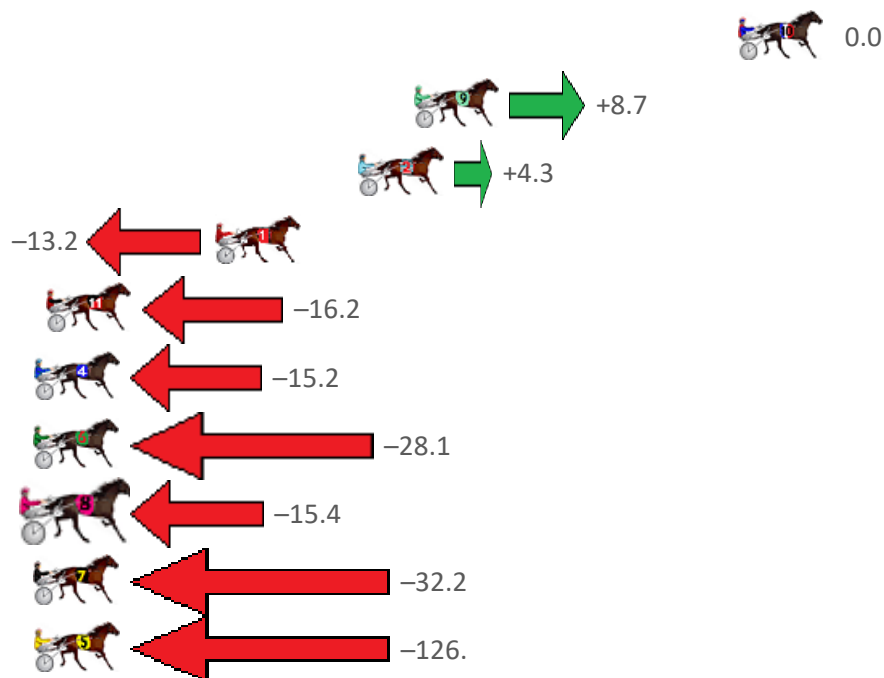
Mildura Race 5 Distance 1790m

Thursday, 28 December 2023

Gross Time: 2:12.30 MileRate: 1:58.90 LeadTime: 11.80s First Qtr: 28.90s Second Qtr: 30.70s Third Qtr: 30.20s Fourth Qtr: 30.70s

NoHorse	Plc	Mar	800 Posi	400 Posi	Time	3rd Qtr	4th Qtr
10 IN THE PAPER	1	0.0m	0.0m (0)	0.0m (0)	2:12.26	30.20s	30.70s
9 IM STUCK MAN	2	12.9m	21.6m (0)	11.6m (2)	2:13.22	29.44s	30.80s
2 SPRING DELIGHT	3	15.1m	19.4m (1)	7.2m (2)	2:13.38	29.27s	31.30s
1 DENZIL DEBRO	4	20.8m	7.6m (0)	12.2m (0)	2:13.81	30.54s	31.36s
11 MARTHA LAVINIA	5	27.5m	11.3m (1)	10.0m (1)	2:14.30	30.09s	32.04s
4 FLAME BLASTER	6	30.8m	15.6m (1)	14.8m (1)	2:14.55	30.13s	31.92s
6 GUARANTEED SECRE	7	31.0m	2.9m (1)	5.4m (1)	2:14.56	30.37s	32.65s
8 SUPERCHARGED	8	32.8m	17.4m (0)	17.6m (2)	2:14.70	30.21s	31.86s
7 MIDNIGHT PIRATE	9	44.8m	12.6m (0)	16.4m (0)	2:15.60	30.47s	32.87s
5 ORAMA	10	130.5m	4.0m (0)	8.0m (0)	2:21.99	30.43s	40.05s

Finish Position and metres gained from 800m



PJ Harness Analyser
Sectional Analysis Software – Not just a formguide!

www.facebook.com/PJHarnessRacing



RISE Digital, Harness Racing Australia nor the provider accepts any responsibility for the completeness or accuracy of any of the information contained herein, and makes no representations about its suitability for any particular purpose. Users should make their own judgements about those matters and/or seek independent advice. You assume all risks associated with use of data provided on this page

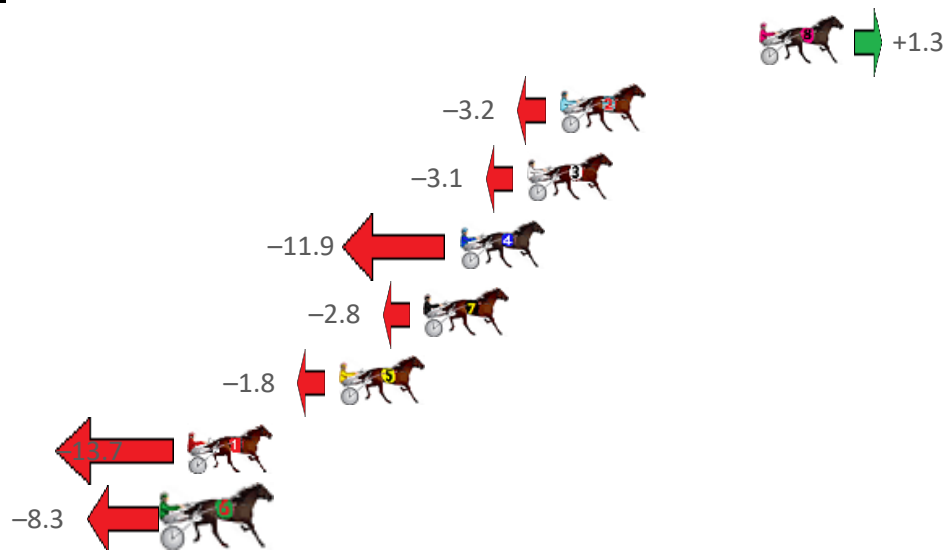
Mildura Race 6 Distance 1790m

Thursday, 28 December 2023

Gross Time: 2:11.60 MileRate: 1:58.30 LeadTime: 11.70s First Qtr: 29.90s Second Qtr: 32.40s Third Qtr: 29.30s Fourth Qtr: 28.30s

NoHorse	Plc	Mar	800 Posi	400 Posi	Time	3rd Qtr	4th Qtr
8 IDEAL ESCAPE	1	0.0m	1.3m (1)	0.8m (1)	2:11.55	29.26s	28.24s
2 UNITED	2	7.9m	4.7m (0)	4.3m (0)	2:12.14	29.28s	28.55s
3 BLUE CHIP DELIGHT	3	9.2m	6.1m (1)	5.6m (1)	2:12.24	29.27s	28.55s
4 OZZIE BATTLER	4	11.9m	0.0m (0)	0.0m (0)	2:12.44	29.31s	29.14s
7 RIO ROCK	5	13.3m	10.5m (1)	9.6m (1)	2:12.55	29.24s	28.56s
5 CAULONIA TERROR	6	16.7m	14.9m (1)	14.0m (1)	2:12.80	29.24s	28.49s
1 CUTTY SARK	7	22.7m	9.0m (0)	9.8m (0)	2:13.25	29.37s	29.21s
6 IDEAL PACE	8	23.3m	15.0m (0)	14.6m (0)	2:13.28	29.28s	28.91s

Finish Position and metres gained from 800m



PJ Harness Analyser

Sectional Analysis Software – Not just a formguide!

www.facebook.com/PJHarnessRacing



RISE Digital, Harness Racing Australia nor the provider accepts any responsibility for the completeness or accuracy of any of the information contained herein, and makes no representations about its suitability for any particular purpose. Users should make their own judgements about those matters and/or seek independent advice. You assume all risks associated with use of data provided on this page

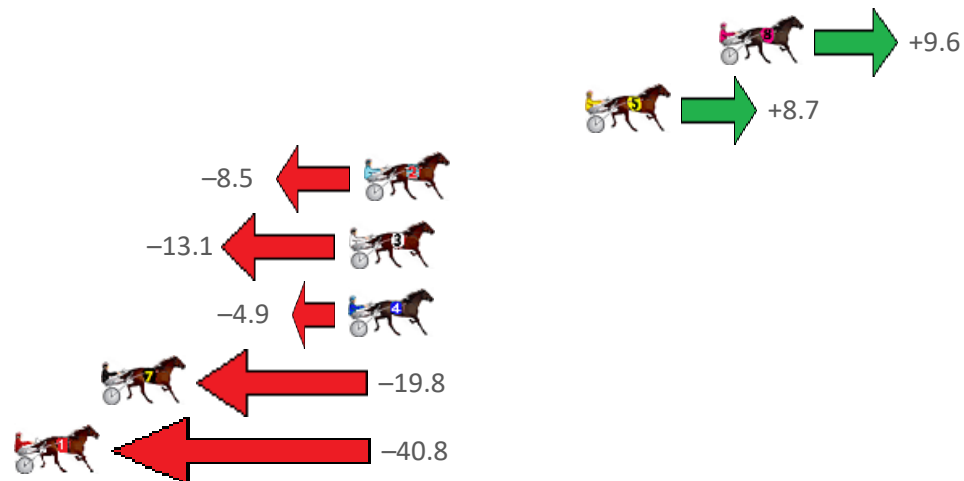
Mildura Race 7 Distance 1790m

Thursday, 28 December 2023

Gross Time: 2:11.60 MileRate: 1:58.30 LeadTime: 12.40s First Qtr: 30.10s Second Qtr: 31.30s Third Qtr: 28.90s Fourth Qtr: 28.90s

NoHorse	Plc	Mar	800 Posi	400 Posi	Time	3rd Qtr	4th Qtr
8 GOODTIME MADDIE	1	0.0m	9.6m (1)	0.0m (0)	2:11.61	28.21s	28.90s
5 ONLY ONCE BITTEN	2	5.3m	14.0m (1)	3.0m (2)	2:12.01	28.11s	29.07s
2 EASTBRO JESSE	3	14.1m	5.6m (1)	7.6m (2)	2:12.66	29.04s	29.37s
3 JUST BURNFORU	4	14.7m	1.6m (1)	5.2m (1)	2:12.71	29.16s	29.58s
4 HEART OF COOPER	5	14.7m	9.8m (0)	12.0m (2)	2:12.71	29.06s	29.09s
7 AVOCA BLUES	6	24.6m	4.8m (0)	14.5m (0)	2:13.45	29.60s	29.63s
1 EUGENE BROMAC	7	40.8m	0.0m (0)	8.6m (0)	2:14.66	29.52s	31.21s

Finish Position and metres gained from 800m



PJ Harness Analyser

Sectional Analysis Software – Not just a formguide!

www.facebook.com/PJHarnessRacing



RISE Digital, Harness Racing Australia nor the provider accepts any responsibility for the completeness or accuracy of any of the information contained herein, and makes no representations about its suitability for any particular purpose. Users should make their own judgements about those matters and/or seek independent advice. You assume all risks associated with use of data provided on this page

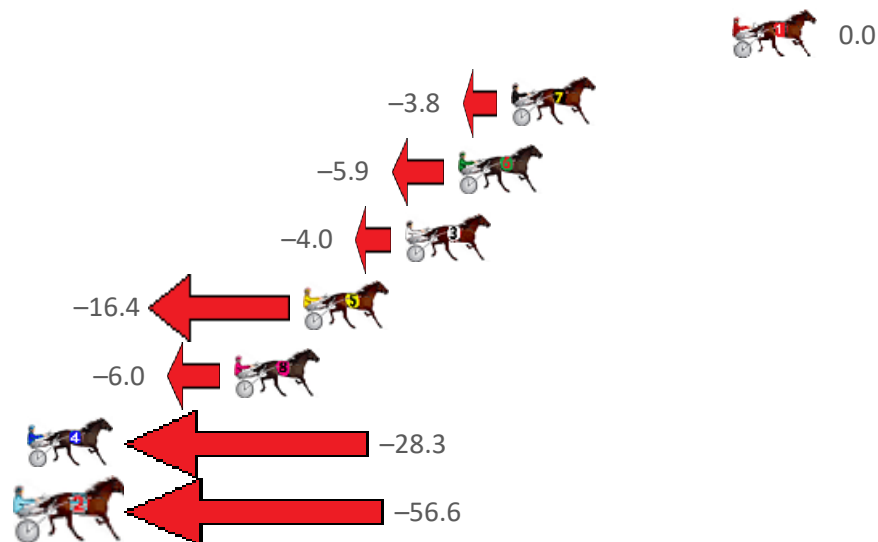
Mildura Race 8 Distance 1790m

Thursday, 28 December 2023

Gross Time: 2:09.50 MileRate: 1:56.40 LeadTime: 11.90s First Qtr: 29.30s Second Qtr: 31.60s Third Qtr: 28.70s Fourth Qtr: 28.00s

NoHorse	Plc	Mar	800 Posi	400 Posi	Time	3rd Qtr	4th Qtr
1 MODERN GINGER	1	0.0m	0.0m (0)	0.0m (0)	2:09.47	28.70s	28.00s
7 GRACIE CULLEN	2	8.8m	5.0m (0)	4.2m (0)	2:10.13	28.65s	28.32s
6 JOHN MCLEAN	3	10.9m	5.0m (1)	2.0m (1)	2:10.28	28.50s	28.62s
3 COCO BEACH	4	13.0m	9.0m (0)	9.6m (0)	2:10.45	28.75s	28.24s
5 BETTOR STAR	5	17.0m	0.6m (1)	6.1m (1)	2:10.74	29.10s	28.76s
8 WILSHIRE BOULEVAR	6	19.8m	13.8m (1)	15.2m (0)	2:10.95	28.80s	28.32s
4 WILD CARD	7	37.9m	9.6m (1)	12.0m (1)	2:12.30	28.89s	29.80s
2 FRANKNTANK	8	151.6m	95.0m (0)	120.0m (0)	2:20.78	30.49s	30.20s

Finish Position and metres gained from 800m



PJ Harness Analyser

Sectional Analysis Software – Not just a formguide!

www.facebook.com/PJHarnessRacing



RISE Digital, Harness Racing Australia nor the provider accepts any responsibility for the completeness or accuracy of any of the information contained herein, and makes no representations about its suitability for any particular purpose. Users should make their own judgements about those matters and/or seek independent advice. You assume all risks associated with use of data provided on this page

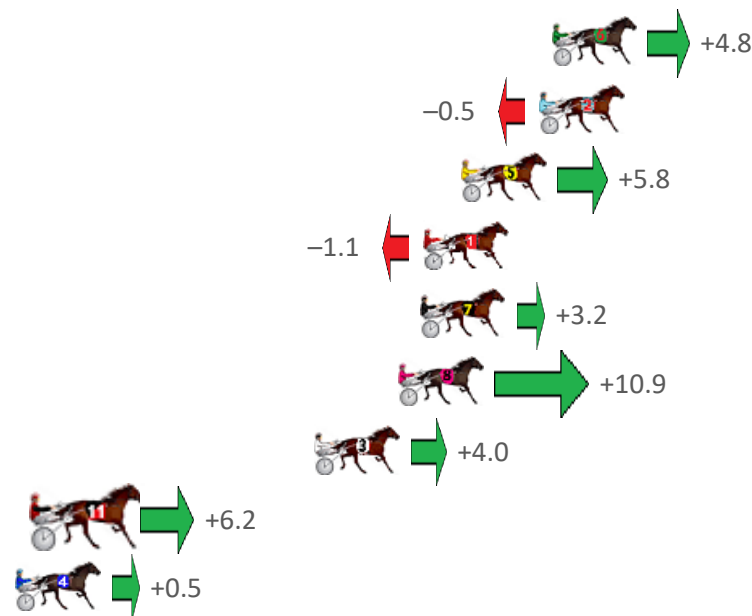
Mildura Race 9 Distance 1790m

Thursday, 28 December 2023

Gross Time: 2:13.60 MileRate: 2:00.10 LeadTime: 12.10s First Qtr: 28.40s Second Qtr: 32.50s Third Qtr: 30.30s Fourth Qtr: 30.30s

NoHorse	Plc	Mar	800 Posi	400 Posi	Time	3rd Qtr	4th Qtr
6 TRAILBLAZER	1	0.0m	4.8m (1)	2.2m (1)	2:13.56	30.10s	30.13s
2 MERCURY RISING	2	0.5m	0.0m (0)	0.0m (0)	2:13.62	30.30s	30.34s
5 SHALLOW POCKETS	3	3.6m	9.4m (1)	7.4m (1)	2:13.84	30.15s	30.01s
1 FLEXI BET	4	5.1m	4.0m (0)	5.8m (0)	2:13.95	30.44s	30.25s
7 THEBESTISYETTOCO	5	5.2m	8.4m (0)	10.7m (0)	2:13.96	30.47s	29.89s
8 DAYLIGHT	6	6.1m	17.0m (2)	5.8m (2)	2:14.03	29.46s	30.32s
3 BILUM	7	9.4m	13.4m (1)	15.2m (0)	2:14.28	30.44s	29.86s
11 PUNTO CALIENTE	8	20.2m	26.4m (1)	12.4m (3)	2:15.08	29.25s	30.89s
4 RIVERGUM COUNTIE	9	21.3m	21.8m (1)	11.6m (2)	2:15.16	29.53s	31.03s

Finish Position and metres gained from 800m



PJ Harness Analyser

Sectional Analysis Software – Not just a formguide!

www.facebook.com/PJHarnessRacing



RISE Digital, Harness Racing Australia nor the provider accepts any responsibility for the completeness or accuracy of any of the information contained herein, and makes no representations about its suitability for any particular purpose. Users should make their own judgements about those matters and/or seek independent advice. You assume all risks associated with use of data provided on this page

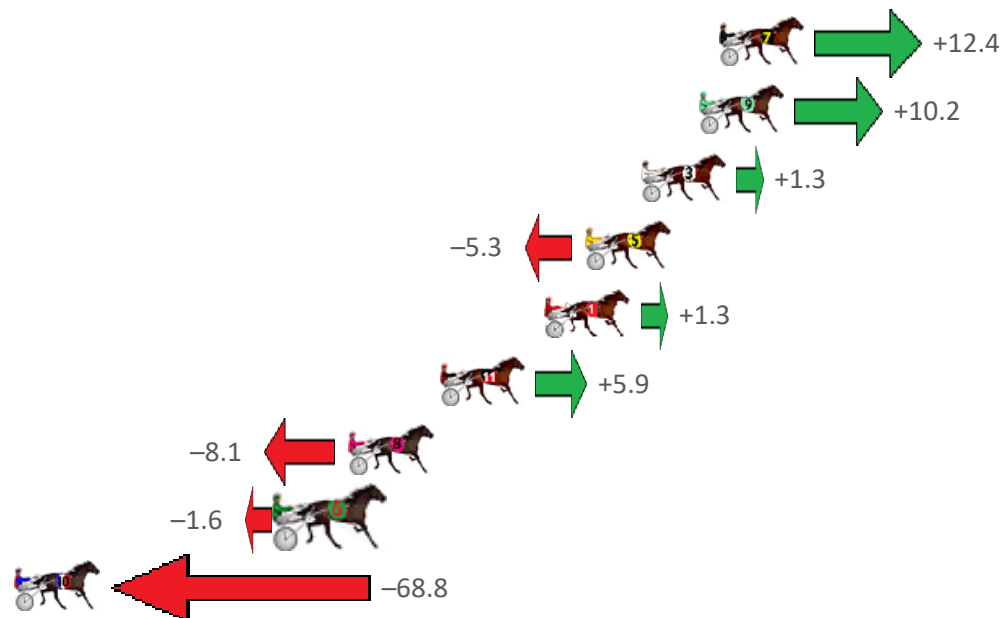
Mildura Race 10 Distance 1790m

Thursday, 28 December 2023

Gross Time: 2:14.30 MileRate: 2:00.80 LeadTime: 11.80s First Qtr: 30.20s Second Qtr: 32.70s Third Qtr: 29.60s Fourth Qtr: 30.00s

NoHorse	Plc	Mar	800 Posi	400 Posi	Time	3rd Qtr	4th Qtr
7 IM ALRIGHT JACK	1	0.0m	12.4m (0)	13.7m (0)	2:14.34	29.70s	28.98s
9 KING SOLOMON	2	0.8m	11.0m (1)	3.8m (2)	2:14.41	29.07s	29.78s
3 LILBITAHENRYTEE	3	3.1m	4.4m (0)	4.4m (0)	2:14.56	29.60s	29.90s
5 SUNSHINE WARRIOR	4	5.3m	0.0m (0)	0.0m (0)	2:14.73	29.60s	30.40s
1 ROCKING WROXTON	5	6.9m	8.2m (0)	9.3m (0)	2:14.85	29.68s	29.82s
11 HES A MODERN BOY	6	11.1m	17.0m (0)	16.6m (2)	2:15.17	29.57s	29.59s
8 ISLAS JOY	7	14.7m	6.6m (1)	9.0m (1)	2:15.43	29.77s	30.43s
6 STONEBRIDGE STAR	8	17.2m	15.6m (1)	13.8m (1)	2:15.62	29.46s	30.25s
10 ARENDELLE	9	71.1m	2.3m (1)	4.2m (1)	2:19.64	29.71s	34.99s

Finish Position and metres gained from 800m



PJ Harness Analyser

Sectional Analysis Software – Not just a formguide!

www.facebook.com/PJHarnessRacing



RISE Digital, Harness Racing Australia nor the provider accepts any responsibility for the completeness or accuracy of any of the information contained herein, and makes no representations about its suitability for any particular purpose. Users should make their own judgements about those matters and/or seek independent advice. You assume all risks associated with use of data provided on this page

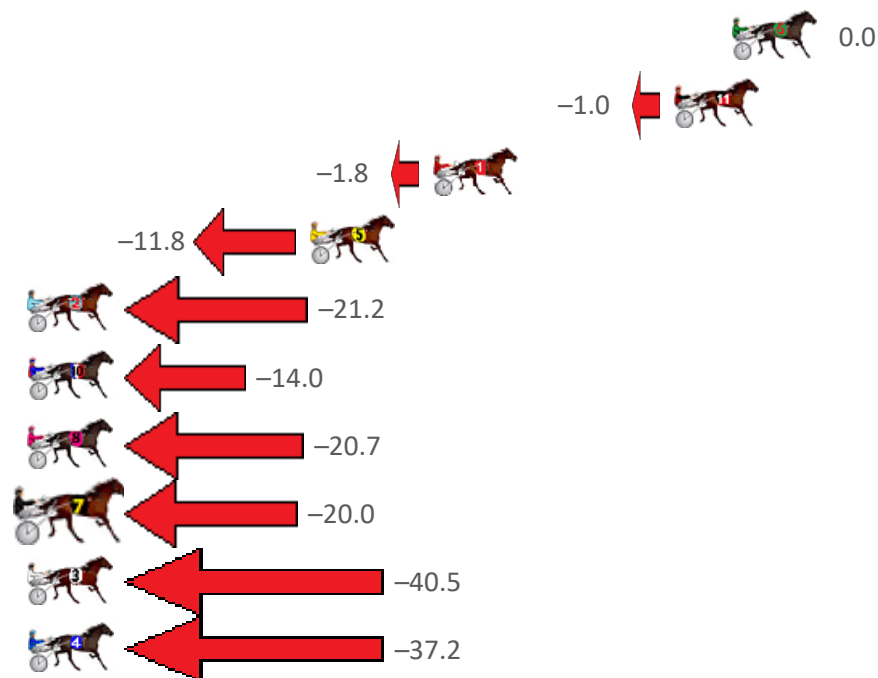
Mildura Race 11 Distance 1790m

Thursday, 28 December 2023

Gross Time: 2:12.40 MileRate: 1:59.00 LeadTime: 11.80s First Qtr: 30.40s Second Qtr: 31.60s Third Qtr: 28.70s Fourth Qtr: 29.90s

NoHorse	Plc	Mar	800 Posi	400 Posi	Time	3rd Qtr	4th Qtr
6 ARTISTICBUTNAUGH	1	0.0m	0.0m (0)	0.0m (0)	2:12.41	28.70s	29.90s
11 PET KITTY	2	2.3m	1.3m (2)	2.4m (1)	2:12.57	28.78s	29.89s
1 ELIZABETHAN ERA	3	11.9m	10.1m (0)	12.2m (0)	2:13.30	28.85s	29.88s
5 ROBERT CROCKA	4	16.8m	5.0m (0)	7.4m (0)	2:13.66	28.86s	30.60s
2 MUSTANG MAX	5	28.6m	7.4m (1)	10.5m (1)	2:14.54	28.90s	31.25s
10 AUCKLAND LASS	6	30.8m	16.8m (1)	20.2m (2)	2:14.71	28.93s	30.69s
8 HAVELOCK	7	32.7m	12.0m (1)	15.2m (2)	2:14.85	28.91s	31.20s
7 NIGHT SAFARI	8	35.8m	15.8m (0)	18.6m (0)	2:15.08	28.88s	31.18s
3 NO EMOTION	9	43.3m	2.8m (1)	15.2m (1)	2:15.63	29.56s	31.99s
4 THE TOOTH FAIRY	10	60.3m	23.1m (0)	27.2m (1)	2:16.91	28.95s	32.36s

Finish Position and metres gained from 800m



PJ Harness Analyser

Sectional Analysis Software – Not just a formguide!

www.facebook.com/PJHarnessRacing



RISE Digital, Harness Racing Australia nor the provider accepts any responsibility for the completeness or accuracy of any of the information contained herein, and makes no representations about its suitability for any particular purpose. Users should make their own judgements about those matters and/or seek independent advice. You assume all risks associated with use of data provided on this page