

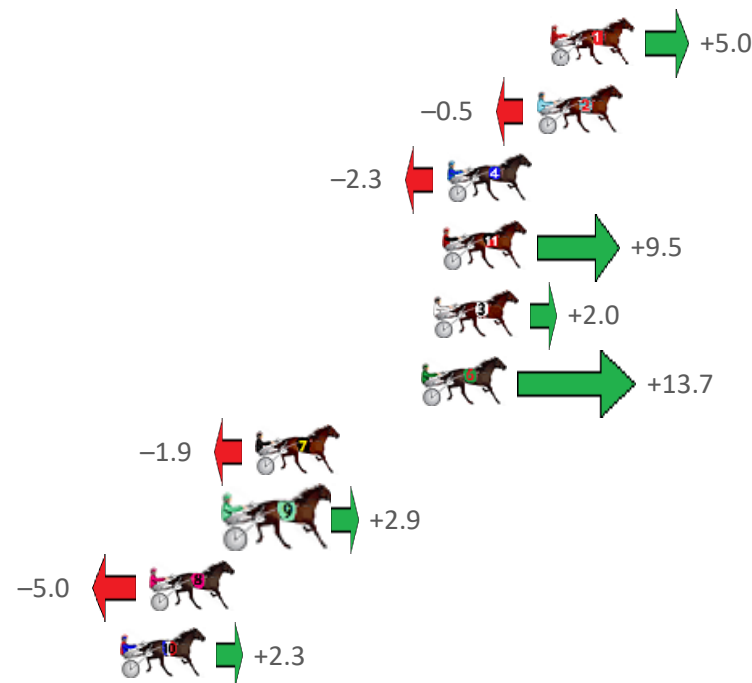
Mildura Race 1 Distance 1790m

Friday, 27 October 2023

Gross Time: 2:13.20 MileRate: 1:59.70 LeadTime: 12.00s First Qtr: 30.20s Second Qtr: 31.80s Third Qtr: 29.50s Fourth Qtr: 29.70s

NoHorse	Plc	Mar	800 Posi	400 Posi	Time	3rd Qtr	4th Qtr
1 RONZEL MICKY	1	0.0m	5.0m (0)	4.8m (0)	2:13.17	29.49s	29.35s
2 MACH HU	2	0.5m	0.0m (0)	0.0m (0)	2:13.22	29.50s	29.74s
4 BARNEY FELLA	3	4.1m	1.8m (1)	2.2m (1)	2:13.47	29.53s	29.84s
11 ULTIMATE TROUBLE	4	4.3m	13.8m (0)	15.2m (0)	2:13.49	29.61s	28.90s
3 HES A MODERN BOY	5	4.6m	6.6m (1)	4.3m (2)	2:13.51	29.33s	29.72s
6 FORTITUDO	6	5.1m	18.8m (0)	17.8m (1)	2:13.55	29.43s	28.76s
7 SHALLOW POCKETS	7	11.7m	9.8m (0)	10.0m (2)	2:14.04	29.51s	29.83s
9 HEZA WESTERN	8	12.5m	15.4m (1)	14.6m (2)	2:14.10	29.44s	29.54s
8 OZZIE PLAYGIRL	9	15.9m	10.9m (1)	7.4m (3)	2:14.36	29.24s	30.33s
10 KING SOLOMON	10	17.1m	19.4m (1)	15.2m (3)	2:14.45	29.19s	29.84s

Finish Position and metres gained from 800m



PJ Harness Analyser

Sectional Analysis Software – Not just a formguide!

www.facebook.com/PJHarnessRacing



RISE Digital, Harness Racing Australia nor the provider accepts any responsibility for the completeness or accuracy of any of the information contained herein, and makes no representations about its suitability for any particular purpose. Users should make their own judgements about those matters and/or seek independent advice. You assume all risks associated with use of data provided on this page

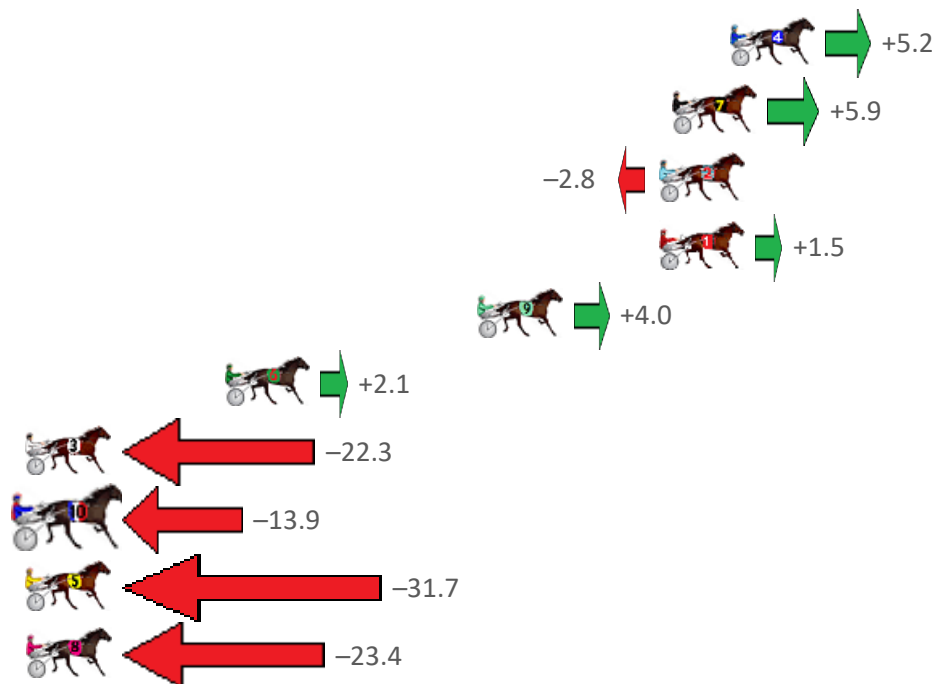
Mildura Race 2 Distance 2190m

Friday, 27 October 2023

Gross Time: 2:44.90 MileRate: 2:01.20 LeadTime: 42.00s First Qtr: 31.50s Second Qtr: 31.20s Third Qtr: 29.60s Fourth Qtr: 30.60s

NoHorse	Plc	Mar	800 Posi	400 Posi	Time	3rd Qtr	4th Qtr
4 STARTUP	1	0.0m	5.2m (1)	2.0m (1)	2:44.93	29.36s	30.45s
7 YOU LITTLE TERROR	2	2.3m	8.2m (0)	10.2m (1)	2:45.10	29.76s	30.00s
2 DAYSIE BROWN	3	2.8m	0.0m (0)	0.0m (0)	2:45.14	29.60s	30.81s
1 OUTA CONTROL	4	2.8m	4.3m (0)	3.8m (0)	2:45.14	29.56s	30.52s
9 PIRATESOF ZANZIBA	5	10.0m	14.0m (2)	13.2m (2)	2:45.68	29.54s	30.36s
6 APACHE WIND	6	20.1m	22.2m (2)	12.0m (0)	2:46.43	28.83s	31.22s
3 MELODY MAY	7	31.1m	8.8m (2)	8.6m (2)	2:47.25	29.56s	32.31s
10 SUNSHINE WARRIOR	8	31.9m	18.0m (2)	17.6m (2)	2:47.31	29.55s	31.69s
5 ROBERT CROCKA	9	32.9m	1.2m (1)	6.2m (1)	2:47.38	29.94s	32.63s
8 IM STUCK MAN	10	37.0m	13.6m (1)	14.4m (1)	2:47.69	29.63s	32.32s

Finish Position and metres gained from 800m



PJ Harness Analyser

Sectional Analysis Software – Not just a formguide!

www.facebook.com/PJHarnessRacing



RISE Digital, Harness Racing Australia nor the provider accepts any responsibility for the completeness or accuracy of any of the information contained herein, and makes no representations about its suitability for any particular purpose. Users should make their own judgements about those matters and/or seek independent advice. You assume all risks associated with use of data provided on this page

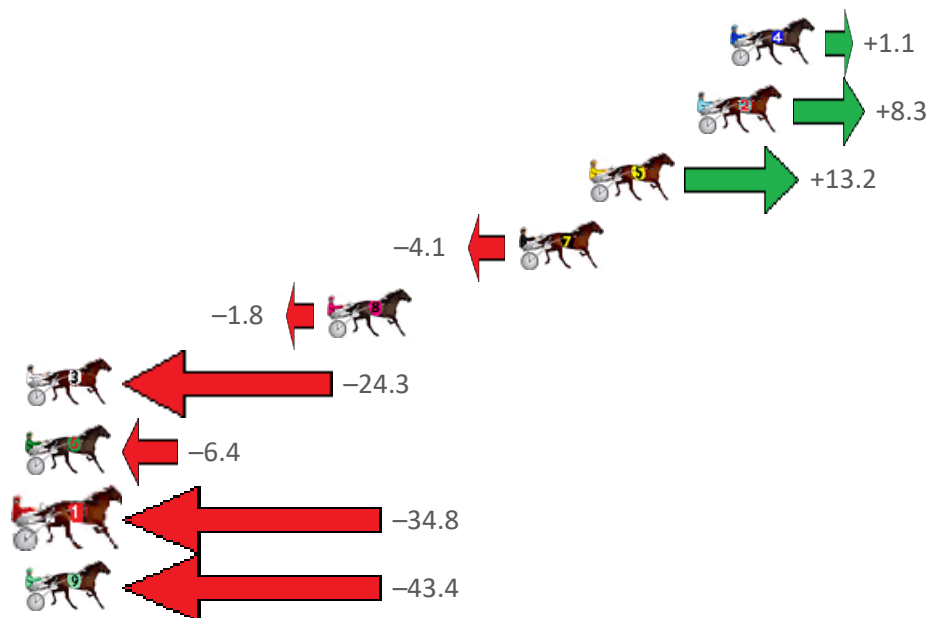
Mildura Race 3 Distance 2190m

Friday, 27 October 2023

Gross Time: 2:45.70 MileRate: 2:01.70 LeadTime: 41.70s First Qtr: 30.20s Second Qtr: 30.80s Third Qtr: 30.90s Fourth Qtr: 32.10s

No Horse	Plc	Mar	800 Posi	400 Posi	Time	3rd Qtr	4th Qtr
4 ARENDELLE	1	0.0m	1.1m (1)	0.0m (1)	2:45.68	30.81s	32.10s
2 LITTLE SHOWGIRL	2	1.3m	9.6m (1)	8.6m (1)	2:45.78	30.83s	31.52s
5 CANDLE FLAME	3	5.6m	18.8m (1)	11.4m (2)	2:46.10	30.33s	31.64s
7 WATCHTHECLOCK	4	8.4m	4.3m (0)	6.0m (0)	2:46.31	31.03s	32.29s
8 TREACHEROUS HEAR	5	16.0m	14.2m (1)	12.6m (1)	2:46.87	30.77s	32.37s
3 NORFOLK ISLAND	6	29.7m	5.4m (1)	4.6m (1)	2:47.90	30.80s	34.10s
6 MY LINE OF FIRE	7	31.4m	25.0m (1)	17.6m (1)	2:48.03	30.30s	33.20s
1 THE WAITING	8	34.8m	0.0m (0)	1.6m (0)	2:48.28	30.98s	34.75s
9 CAULONIA PLAYBOY	9	52.6m	9.2m (0)	15.6m (0)	2:49.60	31.35s	35.05s

Finish Position and metres gained from 800m



PJ Harness Analyser

Sectional Analysis Software – Not just a formguide!

www.facebook.com/PJHarnessRacing



RISE Digital, Harness Racing Australia nor the provider accepts any responsibility for the completeness or accuracy of any of the information contained herein, and makes no representations about its suitability for any particular purpose. Users should make their own judgements about those matters and/or seek independent advice. You assume all risks associated with use of data provided on this page

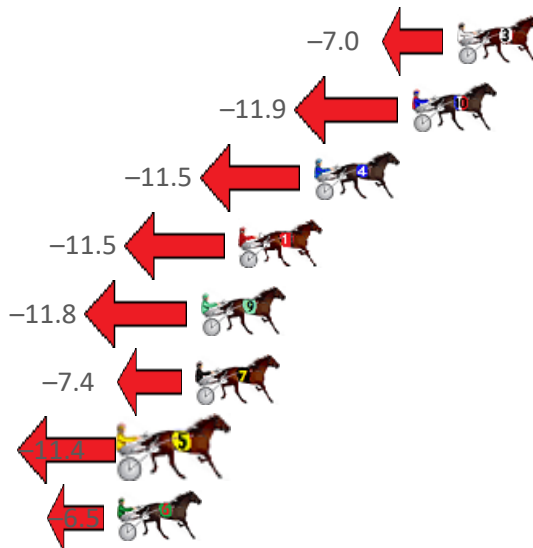
Mildura Race 4 Distance 1790m

Friday, 27 October 2023

Gross Time: 2:18.50 MileRate: 2:04.50 LeadTime: 12.30s First Qtr: 33.90s Second Qtr: 35.20s Third Qtr: 29.20s Fourth Qtr: 27.90s

NoHorse	Plc	Mar	800 Posi	400 Posi	Time	3rd Qtr	4th Qtr
2 LILDABLDOOYA	1	0.0m	0.0m (0)	0.0m (0)	2:18.53	29.20s	27.90s
3 SHES MY LITTLE GEM	2	12.0m	5.0m (0)	4.2m (0)	2:19.43	29.16s	28.44s
10 PET KITTY	3	13.8m	1.9m (1)	2.8m (1)	2:19.56	29.28s	28.66s
4 STEAL SOME TIME	4	17.7m	6.2m (1)	7.6m (1)	2:19.85	29.32s	28.60s
1 KIMCHI	5	20.7m	9.2m (0)	12.2m (0)	2:20.08	29.43s	28.49s
9 UNETHICAL	6	22.2m	10.4m (1)	11.8m (1)	2:20.19	29.32s	28.62s
7 STAR SHINE	7	22.4m	15.0m (1)	16.4m (2)	2:20.20	29.31s	28.32s
5 NIGHT SAFARI	8	25.0m	13.6m (0)	16.8m (0)	2:20.40	29.44s	28.47s
6 PUNTO CALIENTE	9	25.5m	19.0m (1)	22.0m (1)	2:20.44	29.42s	28.14s

Finish Position and metres gained from 800m



PJ Harness Analyser
Sectional Analysis Software – Not just a formguide!

www.facebook.com/PJHarnessRacing



RISE Digital, Harness Racing Australia nor the provider accepts any responsibility for the completeness or accuracy of any of the information contained herein, and makes no representations about its suitability for any particular purpose. Users should make their own judgements about those matters and/or seek independent advice. You assume all risks associated with use of data provided on this page

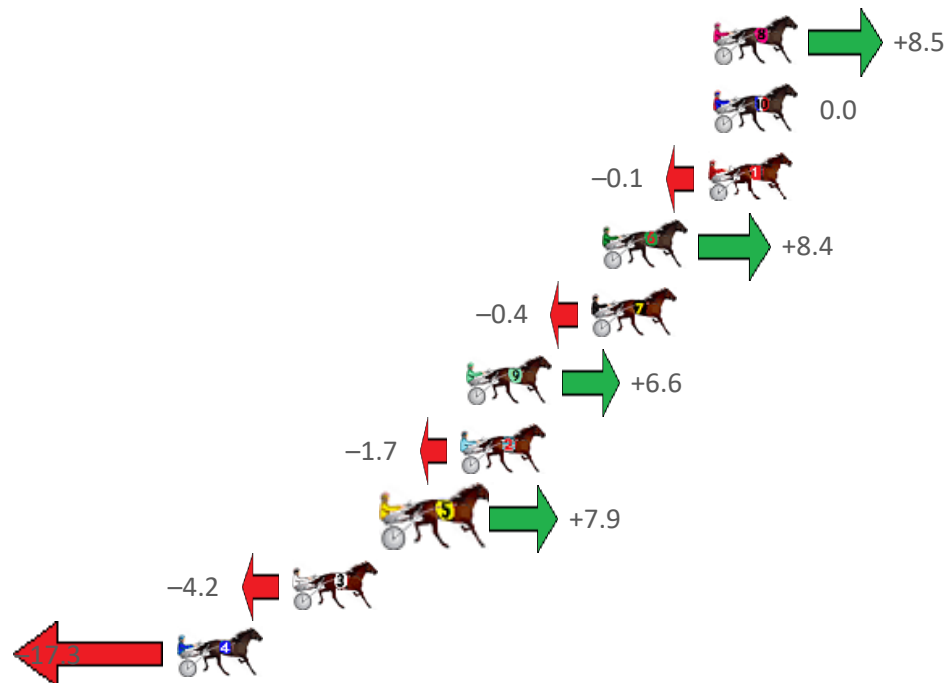
Mildura Race 5 Distance 2190m

Friday, 27 October 2023

Gross Time: 2:43.70 MileRate: 2:00.30 LeadTime: 42.00s First Qtr: 31.30s Second Qtr: 31.50s Third Qtr: 29.00s Fourth Qtr: 29.90s

NoHorse	Plc	Mar	800 Posi	400 Posi	Time	3rd Qtr	4th Qtr
8 HEART OF COOPER	1	0.0m	8.5m (0)	7.4m (1)	2:43.67	28.93s	29.35s
10 BETTOR STAR	1	0.0m	0.0m (1)	1.4m (1)	2:43.67	29.10s	29.80s
1 FEISTY PHOEBE	3	0.2m	0.1m (0)	0.0m (0)	2:43.68	28.99s	29.91s
6 ORAMA	4	4.4m	12.8m (0)	13.6m (0)	2:44.00	29.07s	29.22s
7 FLAME BLASTER	5	4.8m	4.4m (0)	3.9m (0)	2:44.03	28.96s	29.97s
9 MY ULTIMATE BILLY	6	9.8m	16.4m (1)	12.8m (2)	2:44.40	28.74s	29.68s
2 MODERN GINGER	7	10.0m	8.3m (1)	8.8m (2)	2:44.41	29.04s	29.99s
5 DENZIL DEBRO	8	12.7m	20.6m (1)	21.4m (1)	2:44.61	29.07s	29.25s
3 SPRING DELIGHT	9	16.7m	12.5m (1)	13.0m (1)	2:44.91	29.03s	30.18s
4 IM REGGIE	10	21.3m	4.0m (1)	5.0m (2)	2:45.26	29.05s	31.11s

Finish Position and metres gained from 800m



PJ Harness Analyser

Sectional Analysis Software – Not just a formguide!

www.facebook.com/PJHarnessRacing



RISE Digital, Harness Racing Australia nor the provider accepts any responsibility for the completeness or accuracy of any of the information contained herein, and makes no representations about its suitability for any particular purpose. Users should make their own judgements about those matters and/or seek independent advice. You assume all risks associated with use of data provided on this page

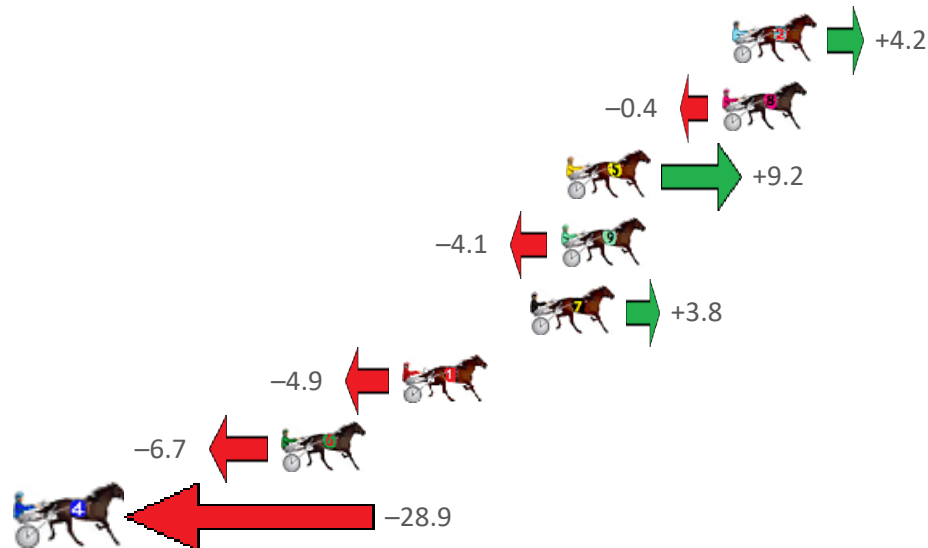
Mildura Race 6 Distance 2190m

Friday, 27 October 2023

Gross Time: 2:44.90 MileRate: 2:01.20 LeadTime: 43.90s First Qtr: 32.90s Second Qtr: 31.40s Third Qtr: 28.20s Fourth Qtr: 28.50s

NoHorse	Plc	Mar	800 Posi	400 Posi	Time	3rd Qtr	4th Qtr
2 UNITED	1	0.0m	4.2m (0)	4.0m (0)	2:44.94	28.19s	28.22s
8 BLUE CHIP DELIGHT	2	0.4m	0.0m (0)	0.0m (0)	2:44.97	28.20s	28.53s
5 ALL DA RAGE	3	6.6m	15.8m (0)	14.4m (0)	2:45.43	28.10s	27.95s
9 YORKSHIRE	4	6.8m	2.7m (1)	2.4m (1)	2:45.44	28.18s	28.81s
7 DENNIS	5	8.0m	11.8m (0)	10.4m (0)	2:45.53	28.10s	28.33s
1 LINXX	6	13.1m	8.2m (0)	7.6m (1)	2:45.91	28.16s	28.89s
6 CAULONIA TERROR	7	17.9m	11.2m (1)	11.8m (2)	2:46.27	28.24s	28.93s
4 CUTTY SARK	8	35.9m	7.0m (1)	12.6m (1)	2:47.61	28.59s	30.15s

Finish Position and metres gained from 800m



PJ Harness Analyser
Sectional Analysis Software – Not just a formguide!

www.facebook.com/PJHarnessRacing



RISE Digital, Harness Racing Australia nor the provider accepts any responsibility for the completeness or accuracy of any of the information contained herein, and makes no representations about its suitability for any particular purpose. Users should make their own judgements about those matters and/or seek independent advice. You assume all risks associated with use of data provided on this page

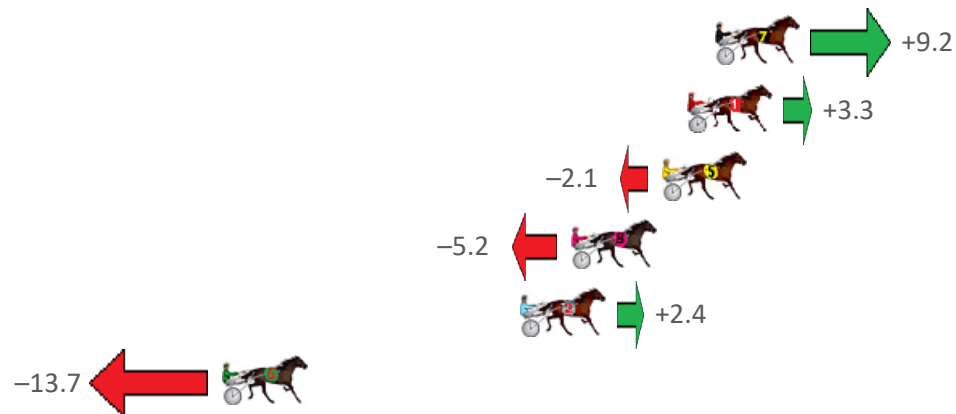
Mildura Race 7 Distance 2190m

Friday, 27 October 2023

Gross Time: 2:44.60 MileRate: 2:01.00 LeadTime: 43.40s First Qtr: 31.50s Second Qtr: 30.70s Third Qtr: 28.90s Fourth Qtr: 30.10s

NoHorse	Plc	Mar	800 Posi	400 Posi	Time	3rd Qtr	4th Qtr
7 GOODTIME MADDIE	1	0.0m	9.2m (0)	9.2m (1)	2:44.62	28.91s	29.41s
1 ROSCOS RESCUE	2	1.1m	4.4m (0)	4.6m (1)	2:44.71	28.92s	29.84s
5 ONLY ONCE BITTEN	3	2.1m	0.0m (0)	0.0m (0)	2:44.79	28.90s	30.26s
8 WILSHIRE BOULEVAR	4	5.7m	0.5m (1)	0.8m (1)	2:45.05	28.91s	30.47s
2 SHADOW TERROR	5	7.7m	10.1m (1)	12.2m (2)	2:45.20	29.06s	29.76s
6 COCO BEACH	6	19.6m	5.9m (1)	7.8m (2)	2:46.09	29.02s	30.98s

Finish Position and metres gained from 800m



PJ Harness Analyser

Sectional Analysis Software – Not just a formguide!

www.facebook.com/PJHarnessRacing



RISE Digital, Harness Racing Australia nor the provider accepts any responsibility for the completeness or accuracy of any of the information contained herein, and makes no representations about its suitability for any particular purpose. Users should make their own judgements about those matters and/or seek independent advice. You assume all risks associated with use of data provided on this page

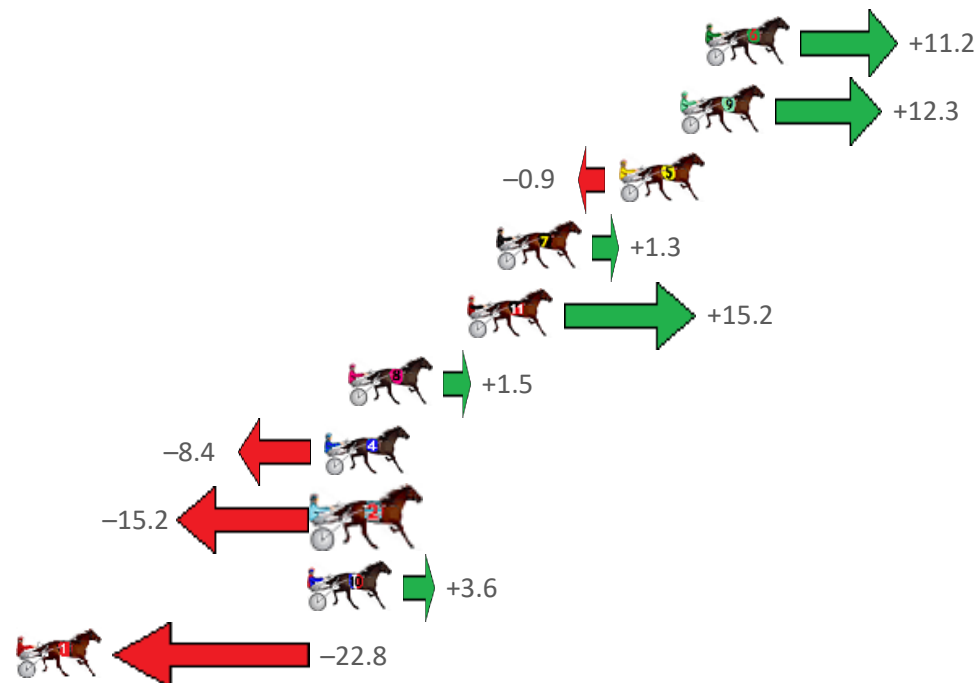
Mildura Race 8 Distance 1790m

Friday, 27 October 2023

Gross Time: 2:14.00 MileRate: 2:00.50 LeadTime: 11.90s First Qtr: 29.80s Second Qtr: 31.70s Third Qtr: 30.00s Fourth Qtr: 30.60s

NoHorse	Plc	Mar	800 Posi	400 Posi	Time	3rd Qtr	4th Qtr
6 NEDS BEACH	1	0.0m	11.2m (1)	7.4m (2)	2:13.99	29.72s	30.04s
9 BRUISED EGO	2	1.0m	13.3m (2)	2.2m (2)	2:14.07	29.16s	30.51s
5 REAL DASH	3	3.4m	2.5m (1)	0.0m (1)	2:14.25	29.81s	30.86s
7 THISWAYTOTHEBEA	4	8.3m	9.6m (0)	11.2m (1)	2:14.61	30.12s	30.38s
11 HALF MOON BEACH	5	9.4m	24.6m (2)	14.0m (3)	2:14.69	29.20s	30.25s
8 DAYLIGHT	6	14.2m	15.7m (1)	10.0m (3)	2:15.05	29.57s	30.92s
4 TRIGGER	7	15.1m	6.7m (1)	6.6m (1)	2:15.12	29.99s	31.25s
2 BETTOR BEONTOIT	8	15.2m	0.0m (0)	2.5m (0)	2:15.12	30.18s	31.57s
10 IM ALRIGHT JACK	9	15.8m	19.4m (2)	14.2m (2)	2:15.17	29.61s	30.72s
1 THE BOOST	10	27.4m	4.6m (0)	7.2m (0)	2:16.04	30.18s	32.14s

Finish Position and metres gained from 800m



PJ Harness Analyser

Sectional Analysis Software – Not just a formguide!

www.facebook.com/PJHarnessRacing



RISE Digital, Harness Racing Australia nor the provider accepts any responsibility for the completeness or accuracy of any of the information contained herein, and makes no representations about its suitability for any particular purpose. Users should make their own judgements about those matters and/or seek independent advice. You assume all risks associated with use of data provided on this page

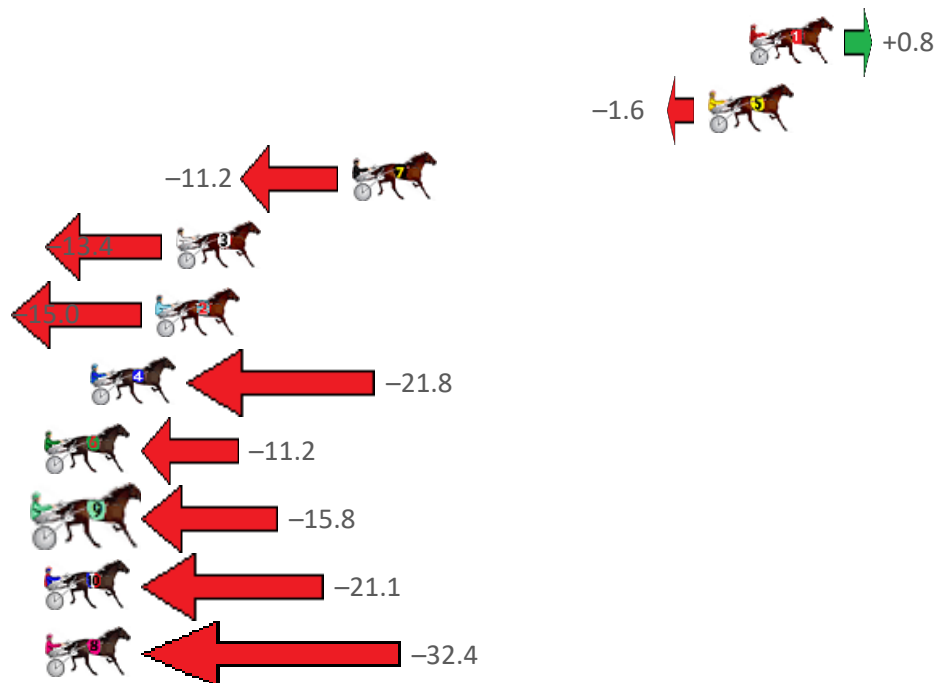
Mildura Race 9 Distance 1790m

Friday, 27 October 2023

Gross Time: 2:13.80 MileRate: 2:00.30 LeadTime: 12.30s First Qtr: 30.40s Second Qtr: 31.30s Third Qtr: 29.50s Fourth Qtr: 30.30s

NoHorse	Plc	Mar	800 Posi	400 Posi	Time	3rd Qtr	4th Qtr
1 GOODTIME JAZZI	1	0.0m 0.8m (0)	0.0m (0)	0.0m (0)	2:13.84	29.44s	30.30s
5 JAY MILLER	2	1.6m	0.0m (1)	0.6m (1)	2:13.96	29.54s	30.38s
7 HAWAIIANBEACH	3	15.8m 4.6m (0)	6.4m (0)	6.4m (0)	2:15.02	29.62s	31.01s
3 MUSTANG MAX	4	22.8m 9.4m (1)	14.0m (1)	14.0m (1)	2:15.55	29.83s	30.96s
2 THREE STRIKES MAC	5	23.6m 8.6m (0)	12.2m (0)	12.2m (0)	2:15.60	29.76s	31.16s
4 ART OF EVIL	6	26.2m 4.4m (1)	9.4m (1)	9.4m (1)	2:15.80	29.85s	31.57s
6 MAJESTIC SUE	7	28.8m 17.6m (1)	18.2m (1)	18.2m (1)	2:15.99	29.53s	31.10s
9 RONZEL SONNY	8	29.0m 13.2m (0)	16.8m (0)	16.8m (0)	2:16.00	29.76s	31.22s
10 SOCIAL WRITER	9	33.7m 12.6m (2)	19.2m (2)	19.2m (2)	2:16.36	29.98s	31.39s
8 DEADLINE	10	36.2m 3.8m (2)	25.2m (0)	25.2m (0)	2:16.54	31.08s	31.13s

Finish Position and metres gained from 800m



PJ Harness Analyser

Sectional Analysis Software – Not just a formguide!

www.facebook.com/PJHarnessRacing



RISE Digital, Harness Racing Australia nor the provider accepts any responsibility for the completeness or accuracy of any of the information contained herein, and makes no representations about its suitability for any particular purpose. Users should make their own judgements about those matters and/or seek independent advice. You assume all risks associated with use of data provided on this page


Mildura Race 10 Distance 2190m

Friday, 27 October 2023

Gross Time: 2:45.40 MileRate: 2:01.50 LeadTime: 43.60s First Qtr: 31.20s Second Qtr: 31.30s Third Qtr: 29.90s Fourth Qtr: 29.40s

NoHorse	Plc	Mar	800 Posi	400 Posi	Time	3rd Qtr	4th Qtr
1 GLITZY ALL OVER	1	0.0m	4.0m (0)	4.2m (0)	2:45.38	29.91s	29.09s
3 FOR TONY	2	2.0m	0.0m (0)	0.0m (0)	2:45.53	29.90s	29.55s
7 MARTHA LAVINIA	3	5.6m	8.2m (0)	8.5m (0)	2:45.80	29.92s	29.19s
4 WONDERFORCE	4	22.8m	13.6m (1)	13.6m (2)	2:47.08	29.91s	30.07s
5 BILUM	5	22.9m	18.6m (0)	17.4m (0)	2:47.09	29.81s	29.80s
8 CHEERS POVERTY	6	23.4m	12.4m (0)	12.5m (0)	2:47.12	29.91s	30.20s
9 OZZIE DAYBREAK	7	27.5m	21.2m (1)	17.6m (1)	2:47.43	29.64s	30.12s
10 KUHIO CREST	8	43.5m	24.8m (2)	18.4m (2)	2:48.62	29.44s	31.23s
2 IMPETUOSO	9	44.2m	4.0m (1)	10.2m (1)	2:48.67	30.38s	31.89s
6 DEVIL OF A SMILE	10	61.5m	8.2m (1)	8.7m (2)	2:49.96	29.97s	33.26s

Finish Position and metres gained from 800m



PJ Harness Analyser
Sectional Analysis Software – Not just a formguide!

www.facebook.com/PJHarnessRacing



RISE Digital, Harness Racing Australia nor the provider accepts any responsibility for the completeness or accuracy of any of the information contained herein, and makes no representations about its suitability for any particular purpose. Users should make their own judgements about those matters and/or seek independent advice. You assume all risks associated with use of data provided on this page

Mildura Race 11 Distance 1790m

Friday, 27 October 2023


Gross Time: 2:16.00 MileRate: 2:02.30 LeadTime: 11.80s First Qtr: 31.40s Second Qtr: 34.10s Third Qtr: 29.80s Fourth Qtr: 28.90s

NoHorse	Plc	Mar	800 Posi	400 Posi	Time	3rd Qtr	4th Qtr
2 OUR ART CHRISTIAN	1	0.0m	0.0m (0)	0.0m (0)	2:16.02	29.80s	28.90s

Finish Position and metres gained from 800m



9 GILARDI	2	18.9m	9.4m (2)	1.2m (2)	2:17.43	29.22s	30.17s
10 OUR ULTIMATE BON	3	22.2m	13.8m (2)	10.2m (2)	2:17.68	29.55s	29.76s
8 BRIE	4	23.2m	9.0m (1)	6.4m (0)	2:17.75	29.63s	30.11s
4 DOUBLE HAPPINESS	5	33.2m	1.2m (1)	4.0m (1)	2:18.50	30.04s	31.00s
7 VILLAGE LOVER	6	33.3m	9.8m (0)	13.6m (0)	2:18.50	30.10s	30.32s
5 ANOTHER SPARKY	7	37.7m	21.8m (1)	19.5m (1)	2:18.83	29.65s	30.21s
6 HAVELOCK	8	41.0m	18.6m (2)	15.4m (2)	2:19.08	29.60s	30.74s
3 BAD BOY CARTER	9	43.7m	4.8m (1)	11.0m (1)	2:19.28	30.29s	31.25s
1 WESTBRO	10	106.5m	4.6m (0)	19.6m (0)	2:23.96	30.99s	35.14s



PJ Harness Analyser
Sectional Analysis Software – Not just a formguide!

www.facebook.com/PJHarnessRacing



RISE Digital, Harness Racing Australia nor the provider accepts any responsibility for the completeness or accuracy of any of the information contained herein, and makes no representations about its suitability for any particular purpose. Users should make their own judgements about those matters and/or seek independent advice. You assume all risks associated with use of data provided on this page


Mildura Race 12 Distance 1790m

Friday, 27 October 2023

Gross Time: 2:17.90 MileRate: 2:04.00 LeadTime: 12.20s First Qtr: 32.30s Second Qtr: 33.70s Third Qtr: 30.40s Fourth Qtr: 29.30s

NoHorse	Plc	Mar	800 Posi	400 Posi	Time	3rd Qtr	4th Qtr
2 ARTISTICBUTNAUGH	1	0.0m	4.5m (0)	3.9m (0)	2:17.93	30.35s	29.02s
7 BLISSFULL PENNY	2	20.0m	9.2m (0)	8.6m (0)	2:19.43	30.37s	30.13s
3 ASHER ABBEY	3	23.4m	12.6m (1)	9.4m (2)	2:19.68	30.18s	30.32s
8 ROLL WITH EVA	4	26.2m	7.6m (1)	5.0m (2)	2:19.89	30.24s	30.84s
6 AUCKLAND LASS	5	27.1m	17.2m (1)	15.2m (1)	2:19.95	30.27s	30.17s
10 OPAL CROWN	6	28.6m	14.0m (0)	13.8m (0)	2:20.06	30.41s	30.38s
9 OUR GRAND TORINO	7	30.9m	3.1m (1)	5.8m (1)	2:20.23	30.63s	31.13s
5 THE TOOTH FAIRY	8	36.0m	0.0m (0)	0.0m (0)	2:20.61	30.45s	31.92s
1 HARRY MCKINNIS	9	44.4m	21.6m (0)	18.2m (0)	2:21.24	30.18s	31.21s
4 MEXICAN STANDOFF	10	58.2m	21.4m (1)	18.8m (2)	2:22.28	30.26s	32.17s

Finish Position and metres gained from 800m



PJ Harness Analyser
Sectional Analysis Software – Not just a formguide!

www.facebook.com/PJHarnessRacing



RISE Digital, Harness Racing Australia nor the provider accepts any responsibility for the completeness or accuracy of any of the information contained herein, and makes no representations about its suitability for any particular purpose. Users should make their own judgements about those matters and/or seek independent advice. You assume all risks associated with use of data provided on this page