

# Mildura Race 1 Distance 2190m

Friday, 22 May 2026

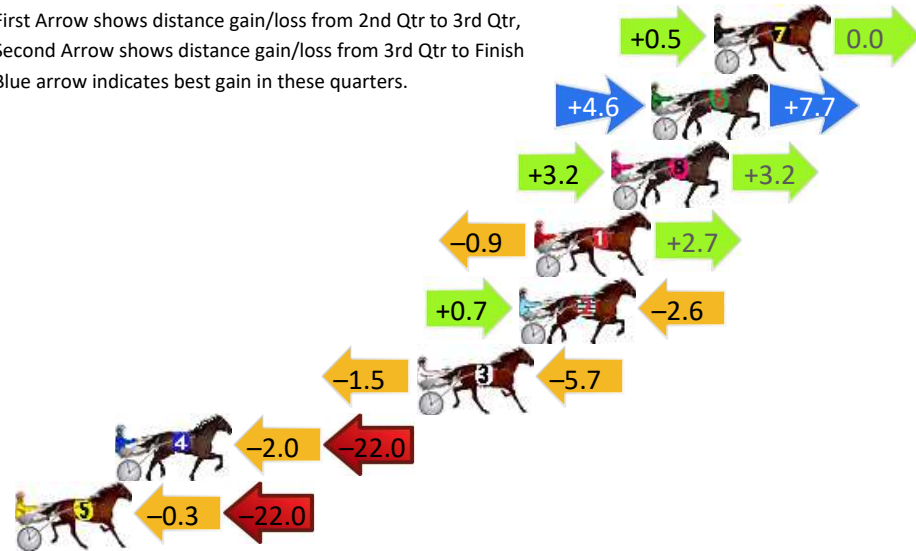
Gross Time: 2:47.40 MileRate: 2:03.00 LeadTime: 43.40s First Qtr: 31.90s Second Qtr: 31.10s Third Qtr: 29.90s Fourth Qtr: 31.10s

DATA TABLE: 800 / 400 Posi's are position from leader and (how wide the horse was at that position)

No	Horse	Plc	Mar	800 Posi	400 Posi	Time	3rd Qtr	4th Qt
7	CRUSEY	1	0.0m	0.5m (1)	0.0m (1)	2:47.40	29.86s	31.10s
6	SANTA CASA LEVI	2	2.5m	14.8m (1)	10.2m (1)	2:47.60	29.57s	30.53s
8	ALL DONE TARA	3	4.1m	10.5m (1)	7.3m (2)	2:47.73	29.67s	30.88s
1	LATHER WITH FIRE	4	7.2m	9.0m (0)	9.9m (0)	2:47.99	29.98s	30.94s
2	MAXI ANGEL	5	7.8m	5.9m (1)	5.2m (1)	2:48.03	29.85s	31.34s
3	MELS NIGHT OUT	6	11.9m	4.7m (0)	6.2m (0)	2:48.37	30.02s	31.60s
4	NO GOOD REASON	7	24.0m	0.0m (0)	2.0m (0)	2:49.35	30.05s	32.90s
5	MINI VINNEY	8	35.4m	13.1m (0)	13.4m (0)	2:50.28	29.95s	32.96s

## Finish Position and metres gained

First Arrow shows distance gain/loss from 2nd Qtr to 3rd Qtr, Second Arrow shows distance gain/loss from 3rd Qtr to Finish  
Blue arrow indicates best gain in these quarters.



800

Visual positions in race at 2nd Quarter



400

Visual positions in race at 3rd Quarter



# Mildura Race 2 Distance 2190m

Friday, 22 May 2026

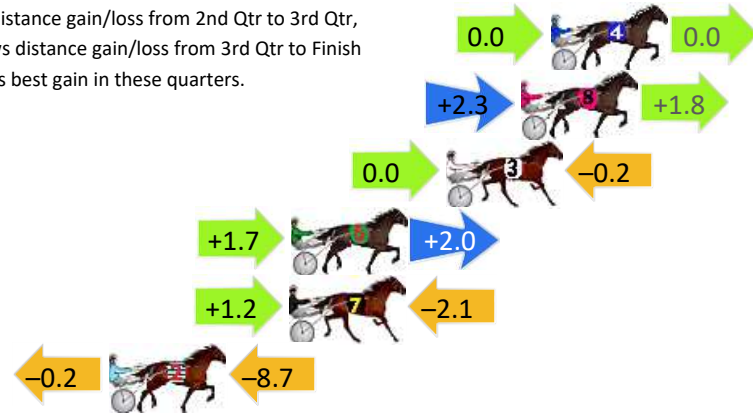
Gross Time: 2:47.20 MileRate: 2:02.80 LeadTime: 43.70s First Qtr: 32.60s Second Qtr: 31.90s Third Qtr: 30.20s Fourth Qtr: 28.80s

DATA TABLE: 800 / 400 Posi's are position from leader and (how wide the horse was at that position)

NoHorse	Plc	Mar	800 Posi	400 Posi	Time	3rd Qtr	4th Qt	
4	OUR MASTER PLAY	1	0.0m	0.0m (0)	0.0m (0)	2:47.20	30.20s	28.80s
8	APOLOGY ACCEPTED	2	1.2m	5.3m (1)	3.0m (1)	2:47.29	30.02s	28.67s
3	ROCKING WROXTON	3	4.2m	4.0m (0)	4.0m (0)	2:47.52	30.19s	28.83s
6	THE AFRICAN QUEEN	4	10.4m	14.1m (1)	12.4m (1)	2:47.99	30.05s	28.67s
7	CAULONIA BELLA	5	10.5m	9.6m (1)	8.4m (1)	2:47.99	30.09s	28.98s
2	ELISSAS DELIGHT	6	17.7m	8.8m (0)	9.0m (0)	2:48.54	30.20s	29.48s

## Finish Position and metres gained

First Arrow shows distance gain/loss from 2nd Qtr to 3rd Qtr, Second Arrow shows distance gain/loss from 3rd Qtr to Finish  
Blue arrow indicates best gain in these quarters.



8  
0  
0

Visual positions in race at 2nd Quarter



4  
0  
0

Visual positions in race at 3rd Quarter

# Mildura Race 3 Distance 1790m

Friday, 22 May 2026



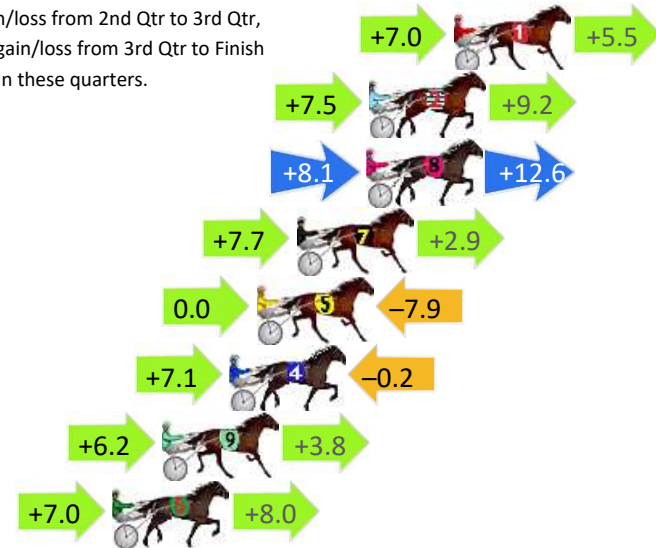
Gross Time: 2:10.70 MileRate: 1:57.50 LeadTime: 12.20s First Qtr: 29.70s Second Qtr: 30.10s Third Qtr: 28.90s Fourth Qtr: 29.80s

DATA TABLE: 800 / 400 Posi's are position from leader and (how wide the horse was at that position)

No	Horse	Plc	Mar	800 Posi	400 Posi	Time	3rd Qtr	4th Qt
1	NEVS DREAM	1	0.0m	12.5m (0)	5.5m (0)	2:10.70	28.40s	29.40s
2	MIDNIGHT PIRATE	2	3.4m	20.1m (1)	12.6m (1)	2:10.97	28.38s	29.14s
8	RIO ROCK	3	3.5m	24.2m (1)	16.1m (2)	2:10.97	28.33s	28.90s
7	KEAYANG MOROCCAN	4	6.3m	16.9m (0)	9.2m (0)	2:11.19	28.36s	29.62s
5	AVOCA BLUES	5	7.9m	0.0m (0)	0.0m (0)	2:11.32	28.90s	30.42s
4	NOBLE TRICK	6	9.0m	15.9m (1)	8.8m (1)	2:11.40	28.40s	29.86s
9	CAULONIA TERROR	7	11.7m	21.7m (0)	15.5m (0)	2:11.61	28.47s	29.58s
6	GOOD BOOTS BINDI	8	13.7m	28.7m (1)	21.7m (1)	2:11.77	28.42s	29.29s

## Finish Position and metres gained

First Arrow shows distance gain/loss from 2nd Qtr to 3rd Qtr, Second Arrow shows distance gain/loss from 3rd Qtr to Finish  
Blue arrow indicates best gain in these quarters.



Visual positions in race at 2nd Quarter

Visual positions in race at 3rd Quarter



# Mildura Race 4 Distance 2190m

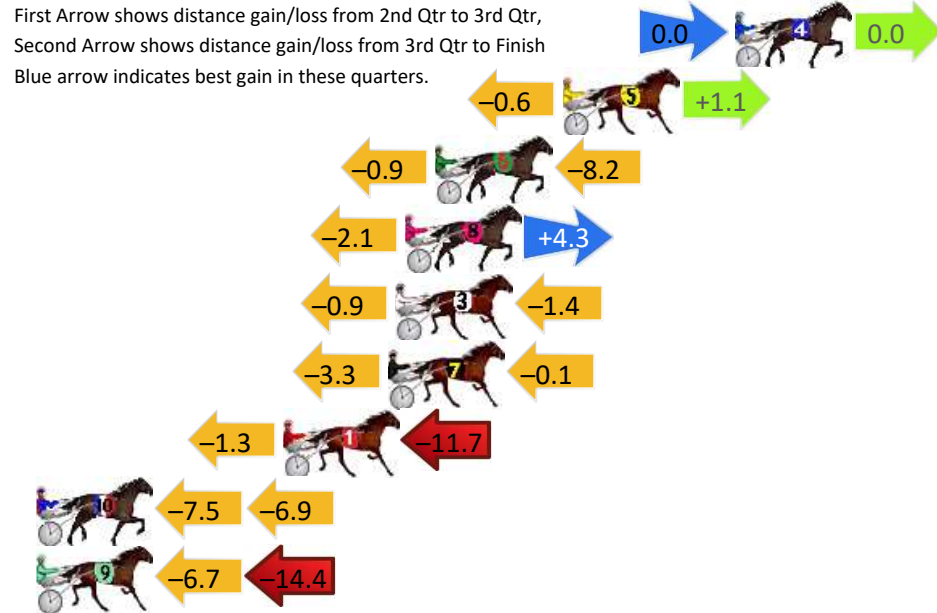
Friday, 22 May 2026

Gross Time: 2:48.80 MileRate: 2:04.10 LeadTime: 43.80s First Qtr: 32.90s Second Qtr: 31.80s Third Qtr: 29.50s Fourth Qtr: 30.80s

DATA TABLE: 800 / 400 Posi's are position from leader and (how wide the horse was at that position)

NoHorse	Plc	Mar	800 Posi	400 Posi	Time	3rd Qtr	4th Qt
4 POSTER ART	1	0.0m	0.0m (0)	0.0m (0)	2:48.80	29.50s	30.80s
5 STARZZZOFERRY	2	6.9m	7.4m (1)	8.0m (1)	2:49.36	29.56s	30.75s
6 FRENCH BEACH	3	12.0m	2.9m (1)	3.8m (1)	2:49.77	29.57s	31.48s
8 NAUGHTY BET	4	13.2m	15.4m (0)	17.5m (1)	2:49.86	29.68s	30.55s
3 CRUEL MISTRESS	5	13.6m	11.3m (1)	12.2m (1)	2:49.90	29.58s	30.98s
7 BRIEISBETTER	6	13.9m	10.5m (0)	13.8m (0)	2:49.92	29.76s	30.89s
1 ELPIE WARRIOR	7	18.1m	5.1m (0)	6.4m (0)	2:50.26	29.61s	31.78s
10 DESTINY KEPT	8	35.0m	20.6m (1)	28.1m (1)	2:51.62	30.09s	31.52s
9 SHEEZ SLASHING	9	37.1m	16.0m (1)	22.7m (1)	2:51.79	30.03s	32.09s

## Finish Position and metres gained



800

Visual positions in race at 2nd Quarter



400

Visual positions in race at 3rd Quarter

# Mildura Race 5 Distance 2190m

Friday, 22 May 2026


Gross Time: 2:42.00 MileRate: 1:59.10 LeadTime: 43.20s First Qtr: 30.60s Second Qtr: 29.90s Third Qtr: 29.00s Fourth Qtr: 29.30s

DATA TABLE: 800 / 400 Posi's are position from leader and (how wide the horse was at that position)

No	Horse	Plc	Mar	800 Posi	400 Posi	Time	3rd Qtr	4th Qt
2	ROYAL SAXON	1	0.0m	0.0m (0)	0.0m (0)	2:42.00	29.00s	29.30s
6	MISTER BOOMBASTIK	2	15.4m	22.3m (1)	14.0m (3)	2:43.18	28.41s	29.47s
1	RED HOT MIKI	3	15.9m	4.2m (0)	5.8m (0)	2:43.22	29.12s	30.10s
5	THEBUCKSONYOU	4	20.6m	9.7m (1)	11.9m (2)	2:43.58	29.16s	30.02s
9	OZZIE DAYBREAK	5	27.2m	13.9m (1)	17.5m (2)	2:44.09	29.26s	30.13s
10	PRIDDY CARSON	6	30.7m	18.2m (1)	19.1m (1)	2:44.36	29.07s	30.28s
7	SHES POPPY	7	34.7m	9.3m (0)	10.2m (0)	2:44.67	29.07s	31.23s
4	WATCH THE ATTITUDE	8	38.7m	5.3m (1)	14.3m (1)	2:44.97	29.65s	31.24s
8	RONZEL MICKY	9	42.3m	13.9m (0)	14.6m (0)	2:45.25	29.06s	31.49s
3	SHORELINE DREAM	10	68.6m	1.1m (1)	9.8m (1)	2:47.27	29.63s	33.86s

## Finish Position and metres gained

First Arrow shows distance gain/loss from 2nd Qtr to 3rd Qtr, Second Arrow shows distance gain/loss from 3rd Qtr to Finish  
Blue arrow indicates best gain in these quarters.



800

Visual positions in race at 2nd Quarter



400

Visual positions in race at 3rd Quarter



Sectional Analysis Software

Not just form | Free Trial

www.facebook.com/PJHarnessRacing



RISE Digital, Harness Racing Australia nor the provider accepts any responsibility for the completeness or accuracy of any of the information contained herein, and makes no representations about its suitability for any particular purpose. Users should make their own judgements about those matters and/or seek independent advice. You assume all risks associated with use of data provided on this page

# Mildura Race 6 Distance 2190m

Friday, 22 May 2026

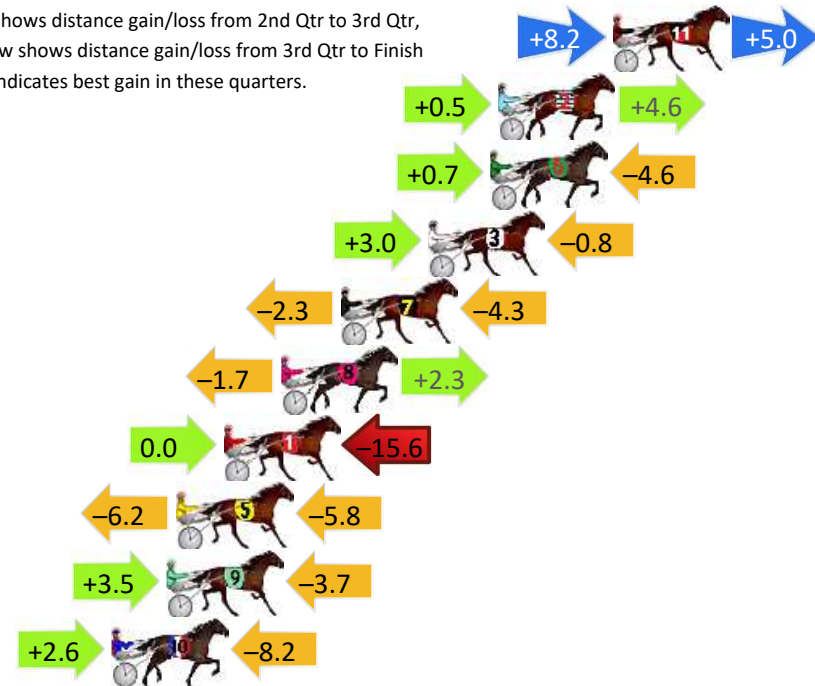
Gross Time: 2:47.10 MileRate: 2:02.80 LeadTime: 42.70s First Qtr: 31.60s Second Qtr: 31.90s Third Qtr: 29.80s Fourth Qtr: 31.10s

DATA TABLE: 800 / 400 Posi's are position from leader and (how wide the horse was at that position)

No	Horse	Plc	Mar	800 Posi	400 Posi	Time	3rd Qtr	4th Qt
11	NO EMOTION	1	0.0m	13.2m (2)	5.0m (2)	2:47.10	29.19s	30.73s
2	PUNTO CALIENTE	2	4.6m	9.7m (1)	9.2m (2)	2:47.47	29.77s	30.78s
6	HESASTAR	3	4.9m	1.0m (1)	0.3m (1)	2:47.50	29.75s	31.48s
3	SUNSHINE WARRIOR	4	7.4m	9.6m (0)	6.6m (0)	2:47.70	29.59s	31.20s
7	DAYLIGHT	5	10.9m	4.3m (0)	6.6m (1)	2:47.99	29.98s	31.48s
8	LOVE TO DEAL	6	13.3m	13.9m (1)	15.6m (1)	2:48.18	29.95s	31.00s
1	GROVE DALE	7	15.6m	0.0m (0)	0.0m (0)	2:48.37	29.80s	32.37s
5	CORNELIA	8	17.5m	5.5m (1)	11.7m (1)	2:48.52	30.27s	31.64s
9	BETTOR DOO	9	17.9m	17.7m (2)	14.2m (2)	2:48.56	29.56s	31.48s
10	HARRY MCKINNIS	10	20.1m	14.5m (0)	11.9m (0)	2:48.73	29.63s	31.83s

## Finish Position and metres gained

First Arrow shows distance gain/loss from 2nd Qtr to 3rd Qtr, Second Arrow shows distance gain/loss from 3rd Qtr to Finish  
Blue arrow indicates best gain in these quarters.



800

Visual positions in race at 2nd Quarter



400

Visual positions in race at 3rd Quarter



# Mildura Race 7 Distance 1790m

Friday, 22 May 2026

Gross Time: 2:13.60 MileRate: 2:00.10 LeadTime: 12.80s First Qtr: 29.90s Second Qtr: 31.30s Third Qtr: 29.90s Fourth Qtr: 29.70s

DATA TABLE: 800 / 400 Posi's are position from leader and (how wide the horse was at that position)

NoHorse	Plc	Mar	800 Posi	400 Posi	Time	3rd Qtr	4th Qt
3 HUNGRY HOGARTH	1	0.0m	11.3m (1)	3.2m (2)	2:13.60	29.29s	29.47s
6 RUBBLEONTHE DOUBLE	2	4.1m	16.7m (1)	8.6m (2)	2:13.92	29.29s	29.39s
4 CHEERS POVERTY	3	7.3m	0.0m (0)	0.0m (0)	2:14.17	29.90s	30.27s
7 GLITZY ALL OVER	4	12.5m	9.4m (0)	8.5m (0)	2:14.57	29.83s	30.04s
10 LOSEASHOE	5	19.3m	28.7m (0)	12.6m (0)	2:15.10	28.70s	30.27s
8 JILPANGER ROSE	6	21.2m	21.5m (1)	13.6m (2)	2:15.25	29.30s	30.35s
1 DIAMOND KRUSHER	7	24.7m	5.1m (0)	4.9m (0)	2:15.52	29.88s	31.26s
5 STARVIN MARVIN	8	32.1m	7.3m (1)	10.6m (1)	2:16.10	30.14s	31.42s
2 WHATA OPTIMIST	9	33.9m	1.0m (1)	6.1m (1)	2:16.24	30.28s	31.89s

## Finish Position and metres gained

