

# Mildura Race 1 Distance 2190m

Friday, 19 June 2026

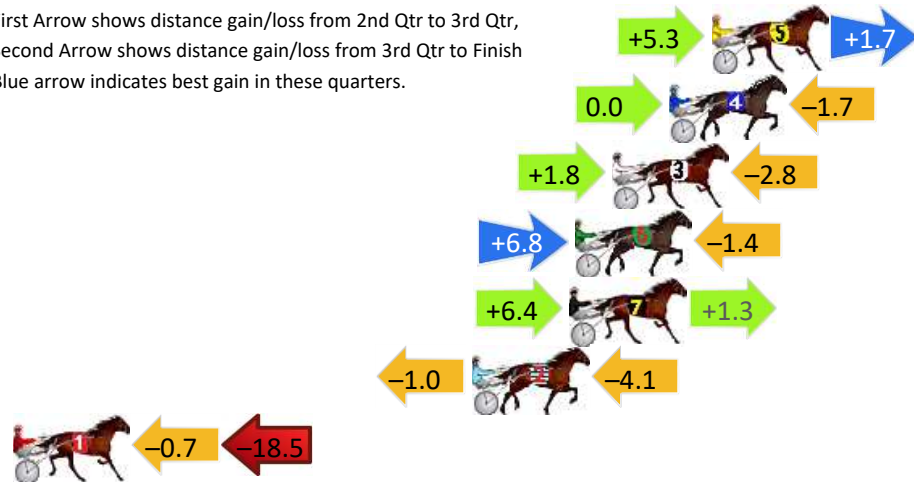
Gross Time: 2:48.60 MileRate: 2:03.90 LeadTime: 42.30s First Qtr: 33.40s Second Qtr: 33.00s Third Qtr: 30.60s Fourth Qtr: 29.30s

DATA TABLE: 800 / 400 Posi's are position from leader and (how wide the horse was at that position)

NoHorse	Plc	Mar	800 Posi	400 Posi	Time	3rd Qtr	4th Qt
5 THE AFRICAN QUEEN	1	0.0m	7.0m (1)	1.7m (2)	2:48.60	30.19s	29.18s
4 OUR MASTER PLAY	2	1.7m	0.0m (0)	0.0m (0)	2:48.73	30.60s	29.43s
3 APOLOGY ACCEPTED	3	4.0m	3.0m (1)	1.2m (1)	2:48.91	30.46s	29.52s
6 THE DEVIL ROLLS ON	4	5.5m	10.9m (1)	4.1m (3)	2:49.02	30.08s	29.42s
7 LORD VERDE	5	5.7m	13.4m (0)	7.0m (1)	2:49.04	30.10s	29.22s
2 LOVE TO DEAL	6	9.6m	4.5m (0)	5.5m (0)	2:49.34	30.67s	29.63s
1 AUCKLAND LASS	7	28.3m	9.1m (0)	9.8m (0)	2:50.77	30.64s	30.74s

## Finish Position and metres gained

First Arrow shows distance gain/loss from 2nd Qtr to 3rd Qtr, Second Arrow shows distance gain/loss from 3rd Qtr to Finish Blue arrow indicates best gain in these quarters.



800

Visual positions in race at 2nd Quarter



400

Visual positions in race at 3rd Quarter



# Mildura Race 2 Distance 2190m

Friday, 19 June 2026



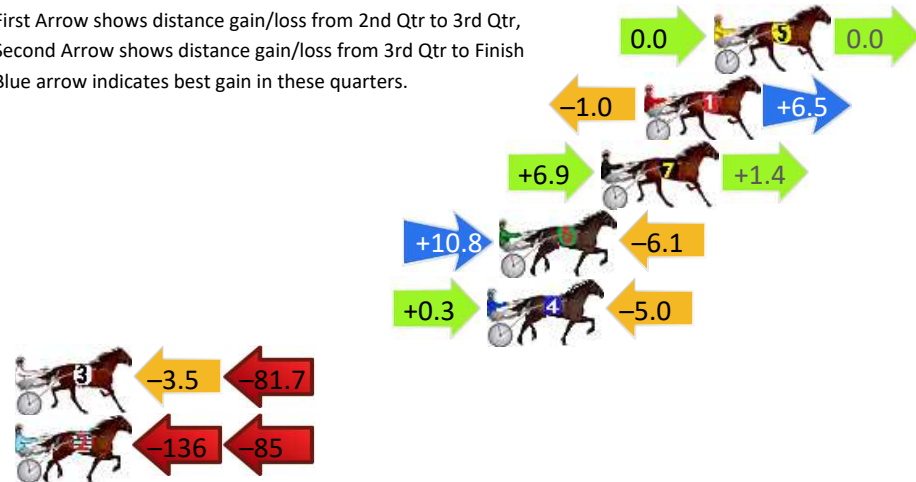
Gross Time: 2:41.20 MileRate: 1:58.40 LeadTime: 41.50s First Qtr: 30.20s Second Qtr: 30.50s Third Qtr: 29.00s Fourth Qtr: 30.00s

DATA TABLE: 800 / 400 Posi's are position from leader and (how wide the horse was at that position)

No	Horse	Plc	Mar	800 Posi	400 Posi	Time	3rd Qtr	4th Qt
5	DALLAS MIKI	1	0.0m	0.0m (0)	0.0m (0)	2:41.20	29.00s	30.00s
1	BIZZNESS CLASS	2	2.8m	8.3m (0)	9.3m (0)	2:41.42	29.08s	29.54s
7	TOUGH AINT ENOUGH	3	4.5m	12.8m (0)	5.9m (2)	2:41.55	28.51s	29.92s
6	POWERSOFPERSUASION	4	8.6m	13.3m (1)	2.5m (1)	2:41.88	28.22s	30.49s
4	LAST TANGO IN HEAVEN	5	9.1m	4.4m (0)	4.1m (0)	2:41.92	28.98s	30.42s
3	NOBLE TRICK	6	106.3m	21.1m (0)	24.6m (0)	2:49.55	29.28s	36.55s
2	CEMETERY BAY	7	249.1m	29.7m (0)	165.0m (0)	3:00.77	38.96s	37.47s

## Finish Position and metres gained

First Arrow shows distance gain/loss from 2nd Qtr to 3rd Qtr, Second Arrow shows distance gain/loss from 3rd Qtr to Finish  
Blue arrow indicates best gain in these quarters.



Visual positions in race at 2nd Quarter

Visual positions in race at 3rd Quarter



# Mildura Race 3 Distance 2190m

Friday, 19 June 2026

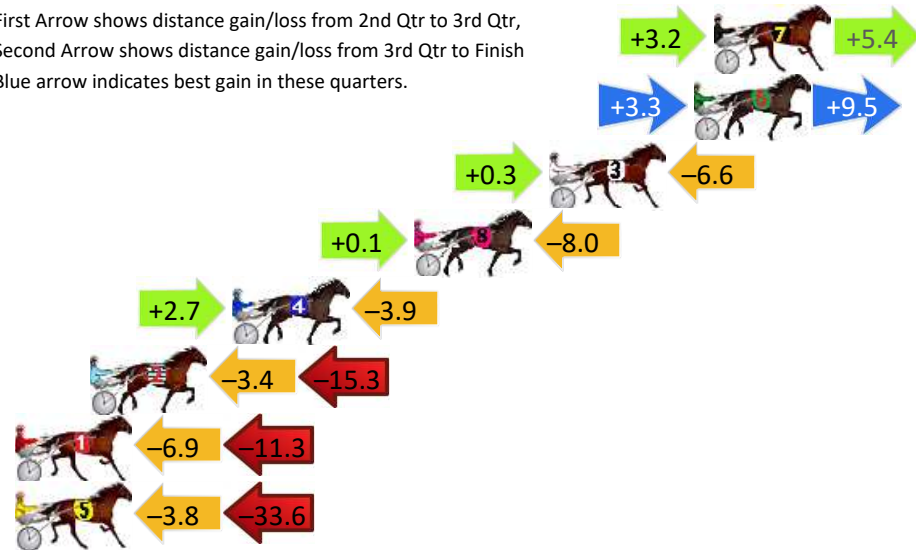
Gross Time: 2:47.70 MileRate: 2:03.30 LeadTime: 43.00s First Qtr: 33.20s Second Qtr: 31.20s Third Qtr: 29.50s Fourth Qtr: 30.80s

DATA TABLE: 800 / 400 Posi's are position from leader and (how wide the horse was at that position)

No	Horse	Plc	Mar	800 Posi	400 Posi	Time	3rd Qtr	4th Qt
7	WHITEHAVEN BEACH	1	0.0m	8.6m (1)	5.4m (2)	2:47.70	29.27s	30.40s
6	PUNTO CALIENTE	2	0.8m	13.6m (1)	10.3m (2)	2:47.76	29.27s	30.09s
3	WATCH IT HAPPEN	3	6.6m	0.3m (0)	0.0m (0)	2:48.23	29.48s	31.33s
8	DAYLIGHT	4	12.0m	4.1m (1)	4.0m (0)	2:48.67	29.50s	31.47s
4	CORNELIA	5	19.3m	18.1m (1)	15.4m (1)	2:49.25	29.32s	31.20s
2	LIVELY JOE	6	25.0m	6.3m (0)	9.7m (0)	2:49.71	29.77s	32.08s
1	HARRY MCKINNIS	7	29.1m	10.9m (0)	17.8m (0)	2:50.04	30.03s	31.81s
5	HESASTAR	8	37.4m	0.0m (1)	3.8m (1)	2:50.71	29.78s	33.53s

## Finish Position and metres gained

First Arrow shows distance gain/loss from 2nd Qtr to 3rd Qtr, Second Arrow shows distance gain/loss from 3rd Qtr to Finish  
Blue arrow indicates best gain in these quarters.



800

Visual positions in race at 2nd Quarter



400

Visual positions in race at 3rd Quarter



# Mildura Race 4 Distance 2190m

Friday, 19 June 2026

Gross Time: 2:43.80 MileRate: 2:00.40 LeadTime: 42.30s First Qtr: 30.00s Second Qtr: 31.40s Third Qtr: 29.40s Fourth Qtr: 30.70s

DATA TABLE: 800 / 400 Posi's are position from leader and (how wide the horse was at that position)

No	Horse	Plc	Mar	800 Posi	400 Posi	Time	3rd Qtr	4th Qt
5	WOW YOU CAN DANCE	1	0.0m	0.0m (0)	0.0m (0)	2:43.80	29.40s	30.70s
8	SNEAKY PHILTRA	2	32.8m	13.4m (1)	31.5m (3)	2:46.43	30.78s	30.98s
7	DIAMOND KRUSHER	3	36.7m	9.3m (0)	25.8m (0)	2:46.75	30.65s	31.72s
2	SUNSHINE WARRIOR	4	46.2m	13.7m (0)	30.4m (0)	2:47.51	30.67s	32.14s
1	GROVE DALE	5	47.1m	4.4m (0)	21.4m (0)	2:47.58	30.68s	32.88s
6	BIG BAD CHAD	6	58.8m	4.4m (1)	23.1m (1)	2:48.52	30.80s	33.70s
4	CRUEL MISTRESS	7	62.4m	17.8m (1)	31.1m (1)	2:48.81	30.42s	33.39s
3	EGBERT	8	69.9m	9.5m (1)	27.8m (2)	2:49.41	30.78s	34.24s

## Finish Position and metres gained

First Arrow shows distance gain/loss from 2nd Qtr to 3rd Qtr, Second Arrow shows distance gain/loss from 3rd Qtr to Finish. Blue arrow indicates best gain in these quarters.



800

Visual positions in race at 2nd Quarter



400

Visual positions in race at 3rd Quarter



# Mildura Race 5 Distance 1790m

Friday, 19 June 2026

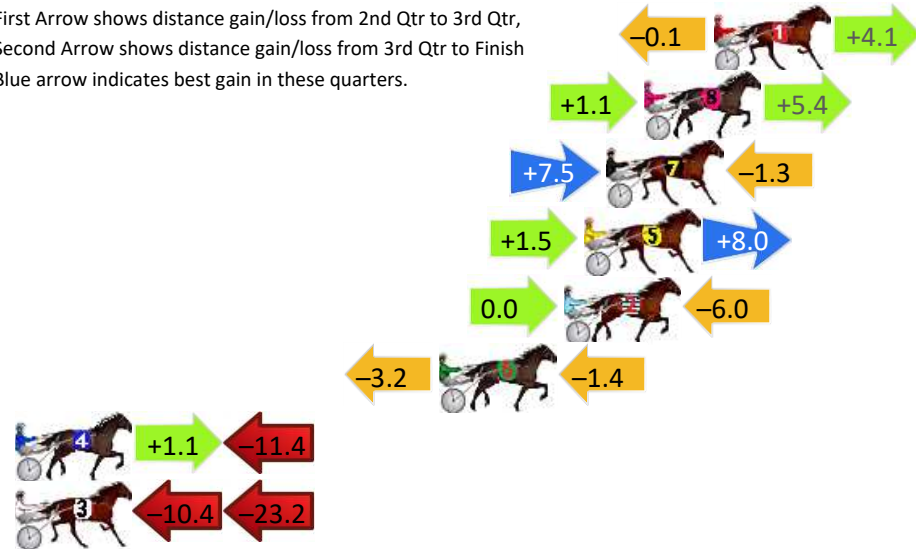
Gross Time: 2:12.40 MileRate: 1:59.00 LeadTime: 11.80s First Qtr: 31.30s Second Qtr: 30.30s Third Qtr: 29.10s Fourth Qtr: 29.90s

DATA TABLE: 800 / 400 Posi's are position from leader and (how wide the horse was at that position)

No	Horse	Plc	Mar	800 Posi	400 Posi	Time	3rd Qtr	4th Qt
1	GOOD BOOTS BINDI	1	0.0m	4.0m (0)	4.1m (0)	2:12.40	29.11s	29.60s
8	LOUIEVILLE	2	2.8m	9.3m (0)	8.2m (0)	2:12.62	29.03s	29.52s
7	HEZ SO ROYAL	3	4.3m	10.5m (1)	3.0m (1)	2:12.74	28.56s	30.01s
5	MAGGACIS	4	5.2m	14.7m (1)	13.2m (0)	2:12.81	29.01s	29.34s
2	MANINKY MOONSHINE	5	6.0m	0.0m (0)	0.0m (0)	2:12.87	29.10s	30.37s
6	NEVS DREAM	6	11.0m	6.4m (1)	9.6m (2)	2:13.26	29.34s	30.06s
4	AVOCA BLUES	7	29.0m	18.7m (1)	17.6m (1)	2:14.67	29.04s	30.88s
3	OUR ART WORK	8	35.4m	1.8m (1)	12.2m (1)	2:15.17	29.86s	31.78s

## Finish Position and metres gained

First Arrow shows distance gain/loss from 2nd Qtr to 3rd Qtr, Second Arrow shows distance gain/loss from 3rd Qtr to Finish  
Blue arrow indicates best gain in these quarters.



800

Visual positions in race at 2nd Quarter



400

Visual positions in race at 3rd Quarter

# Mildura Race 6 Distance 2190m

Friday, 19 June 2026




Gross Time: 2:49.30 MileRate: 2:04.40 LeadTime: 43.40s First Qtr: 32.20s Second Qtr: 30.30s Third Qtr: 31.20s Fourth Qtr: 32.20s

DATA TABLE: 800 / 400 Posi's are position from leader and (how wide the horse was at that position)

NoHorse	Plc	Mar	800 Posi	400 Posi	Time	3rd Qtr	4th Qt
8 STARZZZOF TERRY	1	0.0m	12.4m (1)	6.9m (2)	2:49.30	30.81s	31.66s
7 IMA ROCKET MAN	2	0.4m	11.4m (0)	14.2m (1)	2:49.33	31.46s	31.11s
2 MAXI ANGEL	3	2.6m	8.4m (1)	1.6m (2)	2:49.52	30.69s	32.29s
6 SWEET LUCY LOU	4	8.0m	0.0m (1)	0.0m (0)	2:49.97	31.20s	32.87s
4 SANTA CASA LEVI	5	12.3m	3.2m (0)	4.1m (0)	2:50.33	31.28s	32.91s
1 ELISSAS DELIGHT	6	14.0m	7.2m (0)	11.4m (0)	2:50.48	31.56s	32.48s
3 BRIEISBETTER	7	21.9m	15.8m (0)	18.2m (1)	2:51.14	31.44s	32.61s
9 ELPI NE WARRIOR	8	60.0m	16.7m (1)	11.1m (2)	2:54.34	30.81s	36.37s
5 TARA JI	9	78.8m	3.7m (1)	5.4m (1)	2:55.92	31.34s	38.40s

## Finish Position and metres gained

First Arrow shows distance gain/loss from 2nd Qtr to 3rd Qtr, Second Arrow shows distance gain/loss from 3rd Qtr to Finish  
Blue arrow indicates best gain in these quarters.



# Mildura Race 7 Distance 2190m

Friday, 19 June 2026

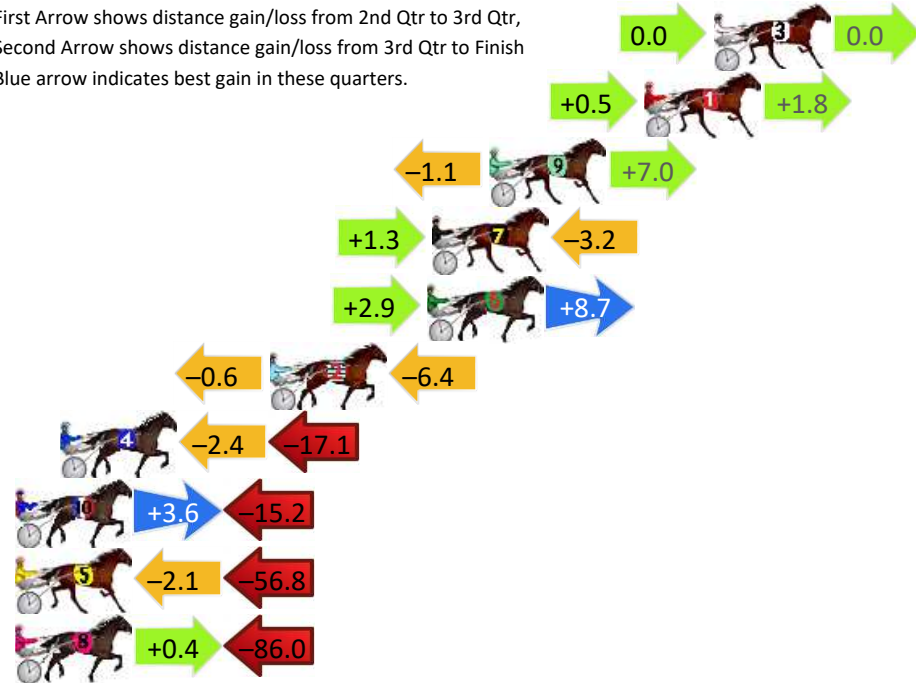
Gross Time: 2:44.60 MileRate: 2:01.00 LeadTime: 43.10s First Qtr: 31.00s Second Qtr: 30.70s Third Qtr: 29.50s Fourth Qtr: 30.30s

DATA TABLE: 800 / 400 Posi's are position from leader and (how wide the horse was at that position)

No	Horse	Plc	Mar	800 Posi	400 Posi	Time	3rd Qtr	4th Qt
3	JILPANGER ROSE	1	0.0m	0.0m (0)	0.0m (0)	2:44.60	29.50s	30.30s
1	SHES POPPY	2	2.8m	5.1m (0)	4.6m (0)	2:44.82	29.47s	30.18s
9	OZZIE DAYBREAK	3	9.0m	14.9m (1)	16.0m (1)	2:45.31	29.60s	29.82s
7	RONZEL MICKY	4	11.3m	9.4m (0)	8.1m (0)	2:45.50	29.41s	30.60s
6	G B BRAVE	5	11.5m	23.1m (1)	20.2m (2)	2:45.51	29.31s	29.71s
2	GLITZY ALL OVER	6	17.8m	10.8m (1)	11.4m (2)	2:46.01	29.55s	30.87s
4	KYORETSU	7	26.2m	6.7m (1)	9.1m (1)	2:46.68	29.68s	31.71s
10	WATCH THE ATTITUDE	8	30.6m	19.0m (1)	15.4m (2)	2:47.03	29.25s	31.58s
5	TORQUE INTHEUSA	9	61.5m	2.6m (1)	4.7m (1)	2:49.48	29.66s	34.83s
8	CAULONIA TERROR	10	99.1m	13.5m (0)	13.1m (0)	2:52.46	29.48s	37.19s

## Finish Position and metres gained

First Arrow shows distance gain/loss from 2nd Qtr to 3rd Qtr, Second Arrow shows distance gain/loss from 3rd Qtr to Finish  
Blue arrow indicates best gain in these quarters.



800

Visual positions in race at 2nd Quarter



400

Visual positions in race at 3rd Quarter



# Mildura Race 8 Distance 1790m

Friday, 19 June 2026


Gross Time: 2:13.60 MileRate: 2:00.10 LeadTime: 12.50s First Qtr: 31.10s Second Qtr: 30.60s Third Qtr: 29.10s Fourth Qtr: 30.30s

DATA TABLE: 800 / 400 Posi's are position from leader and (how wide the horse was at that position)

No	Horse	Plc	Mar	800 Posi	400 Posi	Time	3rd Qtr	4th Qt
2	RUBBLEONTHE DOUBLE	1	0.0m	0.0m (0)	0.0m (0)	2:13.60	29.10s	30.30s
8	PRIDDY CARSON	2	0.2m	13.8m (1)	11.2m (2)	2:13.62	28.92s	29.49s
4	CALF PEN	3	8.9m	5.1m (1)	7.1m (1)	2:14.31	29.25s	30.48s
9	NO EMOTION	4	13.0m	18.5m (1)	16.0m (1)	2:14.63	28.94s	30.15s
1	CAULONIA BELLA	5	14.4m	5.5m (0)	5.0m (0)	2:14.74	29.07s	31.07s
5	ROCKNROLL LENNY	6	15.1m	1.0m (1)	2.1m (1)	2:14.80	29.18s	31.35s
10	RED HOT MIKI	7	15.7m	14.9m (0)	13.8m (0)	2:14.85	29.04s	30.53s
3	LOSEASHOE	8	15.7m	9.3m (1)	10.9m (1)	2:14.85	29.23s	30.74s
7	CHEERS POVERTY	9	19.6m	10.5m (0)	9.9m (0)	2:15.15	29.07s	31.12s
12	JUST INCREDIBLE	10	22.2m	10.5m (2)	7.2m (2)	2:15.36	28.87s	31.53s
11	RONZEL RAFA	11	22.6m	19.8m (0)	18.6m (0)	2:15.39	29.04s	30.72s

## Finish Position and metres gained

First Arrow shows distance gain/loss from 2nd Qtr to 3rd Qtr, Second Arrow shows distance gain/loss from 3rd Qtr to Finish Blue arrow indicates best gain in these quarters.



Visual positions in race at 2nd Quarter



Visual positions in race at 3rd Quarter