

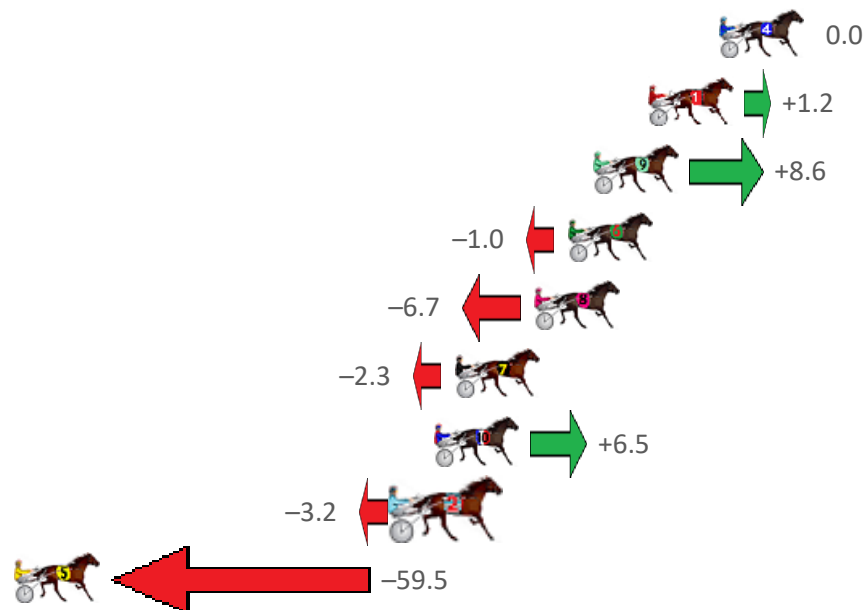
Mildura Race 1 Distance 1790m

Monday, 18 December 2023

Gross Time: 2:12.50 MileRate: 1:59.20 LeadTime: 11.90s First Qtr: 30.70s Second Qtr: 31.20s Third Qtr: 29.70s Fourth Qtr: 29.00s

NoHorse	Plc	Mar	800 Posi	400 Posi	Time	3rd Qtr	4th Qtr
4 IM ALRIGHT JACK	1	0.0m	0.0m (0)	0.0m (0)	2:12.53	29.70s	29.00s
1 SUNSHINE WARRIOR	2	2.8m	4.0m (0)	4.6m (0)	2:12.74	29.74s	28.87s
9 ROJENBYE	3	5.0m	13.6m (1)	14.0m (2)	2:12.91	29.72s	28.35s
6 MACHSTIQUE	4	6.0m	5.0m (1)	5.6m (1)	2:12.98	29.74s	29.03s
8 SHIREEN	5	7.3m	0.6m (1)	1.4m (1)	2:13.08	29.76s	29.43s
7 HEZA WESTERN	6	10.5m	8.2m (0)	10.0m (0)	2:13.32	29.83s	29.04s
10 PUNTO CALIENTE	7	11.3m	17.8m (1)	19.0m (1)	2:13.38	29.78s	28.44s
2 STEAL SOME TIME	8	12.6m	9.4m (1)	9.8m (1)	2:13.48	29.73s	29.20s
5 HARRY MCKINNIS	9	71.5m	12.0m (0)	19.2m (0)	2:17.86	30.27s	32.77s

Finish Position and metres gained from 800m



PJ Harness Analyser
Sectional Analysis Software – Not just a formguide!

www.facebook.com/PJHarnessRacing



RISE Digital, Harness Racing Australia nor the provider accepts any responsibility for the completeness or accuracy of any of the information contained herein, and makes no representations about its suitability for any particular purpose. Users should make their own judgements about those matters and/or seek independent advice. You assume all risks associated with use of data provided on this page

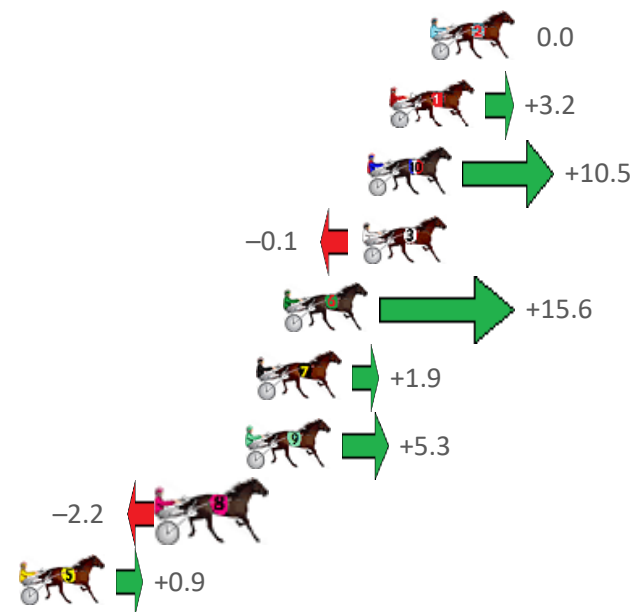
Mildura Race 2 Distance 1790m

Monday, 18 December 2023

Gross Time: 2:13.00 MileRate: 1:59.60 LeadTime: 12.20s First Qtr: 31.20s Second Qtr: 30.90s Third Qtr: 28.90s Fourth Qtr: 29.80s

NoHorse	Plc	Mar	800 Posi	400 Posi	Time	3rd Qtr	4th Qtr
2 ABBEY FIELDS	1	0.0m	0.0m (0)	0.0m (0)	2:12.98	28.90s	29.80s
1 DEADLINE	2	1.6m	4.8m (0)	5.0m (0)	2:13.11	28.92s	29.55s
10 WHITE STAR VILLAGE	3	2.5m	13.0m (0)	10.4m (0)	2:13.17	28.72s	29.21s
3 TACT TORY	4	2.7m	2.6m (1)	2.4m (1)	2:13.18	28.89s	29.82s
6 YOU LITTLE TERROR	5	5.8m	21.4m (1)	14.6m (1)	2:13.41	28.41s	29.15s
7 LILBITAHENRYTEE	6	6.9m	8.8m (0)	7.8m (1)	2:13.50	28.83s	29.73s
9 SHALLOW POCKETS	7	7.3m	12.6m (1)	11.6m (2)	2:13.53	28.83s	29.48s
8 GOODTIME JAZZI	8	10.4m	8.2m (1)	6.8m (2)	2:13.76	28.79s	30.07s
5 STONEBRIDGE STAR	9	16.3m	17.2m (1)	16.6m (2)	2:14.20	28.86s	29.78s

Finish Position and metres gained from 800m



PJ Harness Analyser

Sectional Analysis Software – Not just a formguide!

www.facebook.com/PJHarnessRacing



RISE Digital, Harness Racing Australia nor the provider accepts any responsibility for the completeness or accuracy of any of the information contained herein, and makes no representations about its suitability for any particular purpose. Users should make their own judgements about those matters and/or seek independent advice. You assume all risks associated with use of data provided on this page

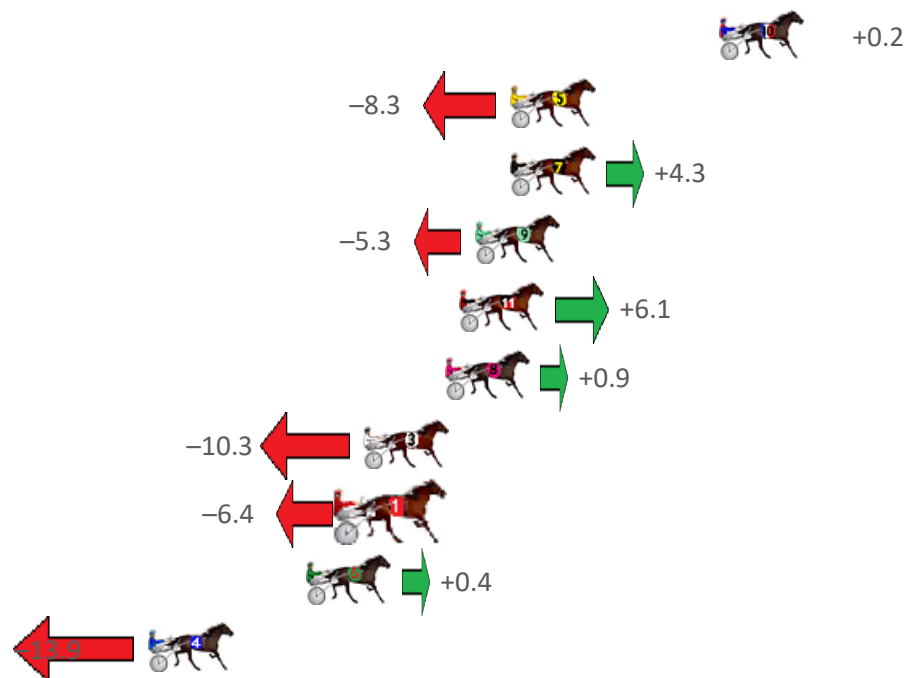
Mildura Race 3 Distance 2190m

Monday, 18 December 2023

Gross Time: 2:45.40 MileRate: 2:01.50 LeadTime: 42.70s First Qtr: 31.90s Second Qtr: 31.00s Third Qtr: 29.40s Fourth Qtr: 30.40s

NoHorse	Plc	Mar	800 Posi	400 Posi	Time	3rd Qtr	4th Qtr
10 WINGS ON THE LINE	1	0.0m	0.2m (1)	1.0m (1)	2:45.40	29.46s	30.32s
5 MIDNIGHT PIRATE	2	8.3m	0.0m (0)	0.0m (0)	2:46.02	29.39s	31.03s
7 CHOGI	3	8.3m	12.6m (0)	14.2m (0)	2:46.02	29.53s	29.95s
9 LETS GO CRESCO	4	9.7m	4.4m (1)	6.0m (1)	2:46.12	29.51s	30.68s
11 MAJESTIC SUE	5	10.3m	16.4m (1)	12.8m (2)	2:46.17	29.14s	30.21s
8 HUNGRY HOGARTH	6	10.9m	11.8m (2)	4.4m (2)	2:46.21	28.84s	30.89s
3 BILUM	7	14.1m	3.8m (0)	4.6m (0)	2:46.45	29.45s	31.12s
1 ASHER ABBEY	8	14.8m	8.4m (0)	10.0m (0)	2:46.51	29.51s	30.76s
6 ART OF EVIL	9	16.4m	16.8m (0)	17.6m (2)	2:46.62	29.46s	30.31s
4 VILLAGE LOVER	10	22.7m	8.8m (1)	14.8m (1)	2:47.10	29.84s	31.00s

Finish Position and metres gained from 800m



PJ Harness Analyser

Sectional Analysis Software – Not just a formguide!

www.facebook.com/PJHarnessRacing



RISE Digital, Harness Racing Australia nor the provider accepts any responsibility for the completeness or accuracy of any of the information contained herein, and makes no representations about its suitability for any particular purpose. Users should make their own judgements about those matters and/or seek independent advice. You assume all risks associated with use of data provided on this page

Mildura Race 4 Distance 2190m

Monday, 18 December 2023

Gross Time: 2:39.60 MileRate: 1:57.30 LeadTime: 41.10s First Qtr: 29.70s Second Qtr: 29.60s Third Qtr: 28.70s Fourth Qtr: 30.50s

NoHorse	Plc	Mar	800 Posi	400 Posi	Time	3rd Qtr	4th Qtr
---------	-----	-----	----------	----------	------	---------	---------

Finish Position and metres gained from 800m

2 MY ULTIMATE BILLY 1 0.0m 0.0m (0) 0.0m (0) 2:39.56 28.70s 30.50s



0.0

6 IM BLINGIN IT 2 12.1m 0.0m (1) 1.2m (1) 2:40.47 28.76s 31.33s



-12.1

7 BETTOR STAR 3 24.9m 11.2m (0) 35.2m (1) 2:41.43 30.49s 29.72s



8 AVOCA BLUES 4 28.8m 14.0m (1) 20.8m (1) 2:41.72 29.18s 31.11s



-14.8

4 HEART OF COOPER 5 30.7m 9.8m (1) 16.6m (1) 2:41.86 29.17s 31.57s



-20.9

5 NEDS BEACH 6 38.3m 15.4m (0) 29.0m (1) 2:42.43 29.68s 31.21s



-22.9

3 ABTRACTOR 7 38.7m 5.0m (1) 13.4m (0) 2:42.46 29.26s 32.42s



-33.7

1 FLAME BLASTER 8 123.3m 6.4m (0) 31.0m (0) 2:48.77 30.30s 37.50s



-116.



PJ Harness Analyser

Sectional Analysis Software - Not just a formguide!

www.facebook.com/PJHarnessRacing



RISE Digital, Harness Racing Australia nor the provider accepts any responsibility for the completeness or accuracy of any of the information contained herein, and makes no representations about its suitability for any particular purpose. Users should make their own judgements about those matters and/or seek independent advice. You assume all risks associated with use of data provided on this page

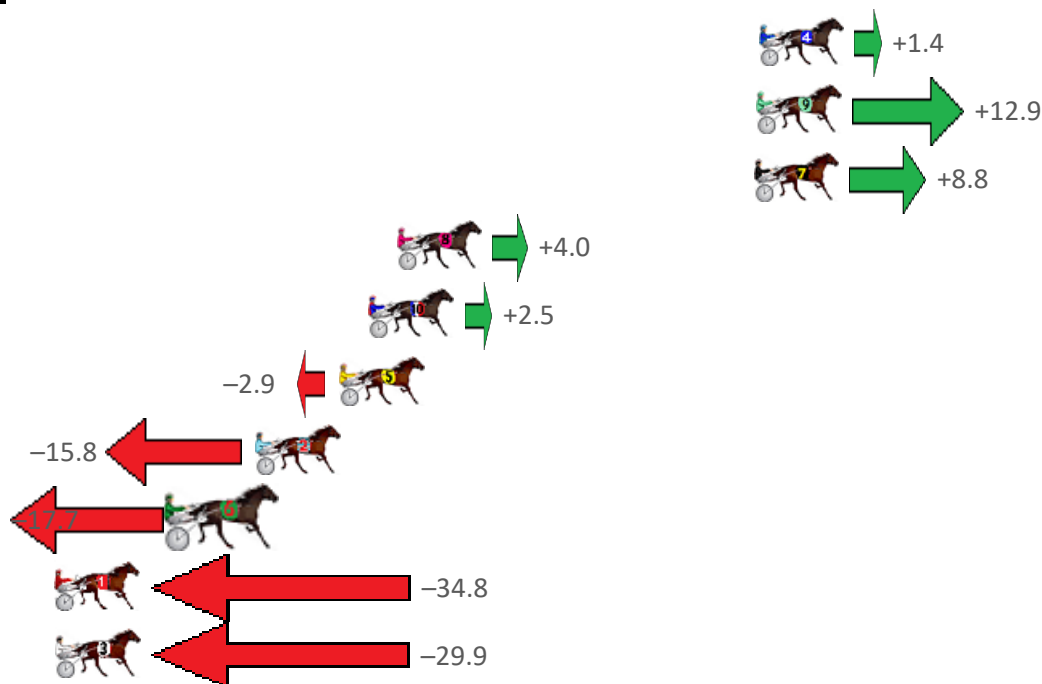
Mildura Race 5 Distance 1790m

Monday, 18 December 2023

Gross Time: 2:10.70 MileRate: 1:57.50 LeadTime: 11.90s First Qtr: 29.50s Second Qtr: 30.60s Third Qtr: 29.30s Fourth Qtr: 29.40s

NoHorse	Plc	Mar	800 Posi	400 Posi	Time	3rd Qtr	4th Qtr
4 MARTHA LAVINIA	1	0.0m	1.4m (1)	0.0m (0)	2:10.69	29.20s	29.40s
9 STYLISH GEM	2	0.1m	13.0m (0)	13.6m (2)	2:10.70	29.35s	28.41s
7 DONE WELL	3	0.2m	9.0m (0)	9.4m (2)	2:10.70	29.33s	28.73s
8 COCO BEACH	4	14.4m	18.4m (0)	16.0m (0)	2:11.76	29.13s	29.28s
10 ONLY ONCE BITTEN	5	15.5m	18.0m (1)	16.4m (3)	2:11.85	29.18s	29.33s
5 ROSCOS RESCUE	6	16.7m	13.8m (1)	13.2m (4)	2:11.94	29.26s	29.66s
2 ULTIMATE TROUBLE	7	20.0m	4.2m (0)	11.0m (1)	2:12.18	29.80s	30.06s
6 GUARANTEED SECRE	8	23.1m	5.4m (1)	4.4m (1)	2:12.41	29.22s	30.77s
1 ORAMA	9	34.8m	0.0m (0)	7.6m (0)	2:13.28	29.85s	31.39s
3 FRIVOLITY	10	39.5m	9.6m (1)	11.0m (3)	2:13.64	29.40s	31.48s

Finish Position and metres gained from 800m



PJ Harness Analyser

Sectional Analysis Software - Not just a formguide!

www.facebook.com/PJHarnessRacing



RISE Digital, Harness Racing Australia nor the provider accepts any responsibility for the completeness or accuracy of any of the information contained herein, and makes no representations about its suitability for any particular purpose. Users should make their own judgements about those matters and/or seek independent advice. You assume all risks associated with use of data provided on this page

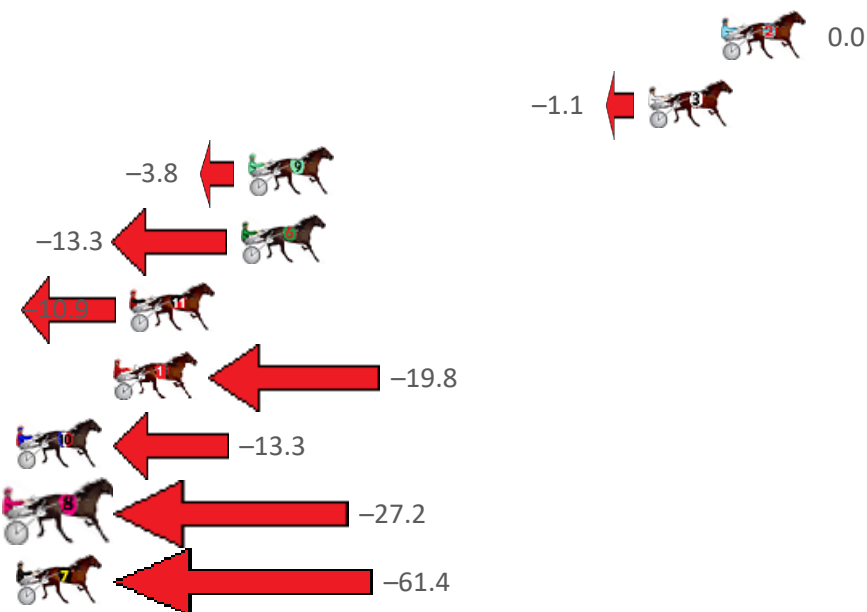
Mildura Race 6 Distance 2190m

Monday, 18 December 2023

Gross Time: 2:42.80 MileRate: 1:59.60 LeadTime: 42.50s First Qtr: 33.50s Second Qtr: 30.90s Third Qtr: 28.40s Fourth Qtr: 27.50s

NoHorse	Plc	Mar	800 Posi	400 Posi	Time	3rd Qtr	4th Qtr
2 JAXON BEACH	1	0.0m	0.0m (0)	0.0m (0)	2:42.80	28.40s	27.50s
3 LITTLE LOUIE	2	2.9m	1.8m (1)	2.6m (1)	2:43.01	28.46s	27.52s
9 RIO ROCK	3	18.8m	15.0m (1)	14.8m (1)	2:44.20	28.39s	27.77s
6 LINXX	4	19.1m	5.8m (1)	7.4m (1)	2:44.22	28.52s	28.30s
11 CAULONIA TERROR	5	23.5m	12.6m (0)	15.6m (0)	2:44.55	28.62s	28.04s
1 GOODTIME MADDIE	6	24.2m	4.4m (0)	10.6m (0)	2:44.60	28.85s	28.43s
10 IDEAL PACE	7	32.3m	19.0m (1)	19.2m (1)	2:45.21	28.43s	28.40s
8 UNITED	8	38.0m	10.8m (1)	25.8m (1)	2:45.63	29.46s	28.33s
7 CUTTY SARK	9	69.8m	8.4m (0)	28.8m (0)	2:48.01	29.86s	30.30s

Finish Position and metres gained from 800m



PJ Harness Analyser

Sectional Analysis Software - Not just a formguide!

www.facebook.com/PJHarnessRacing



RISE Digital, Harness Racing Australia nor the provider accepts any responsibility for the completeness or accuracy of any of the information contained herein, and makes no representations about its suitability for any particular purpose. Users should make their own judgements about those matters and/or seek independent advice. You assume all risks associated with use of data provided on this page

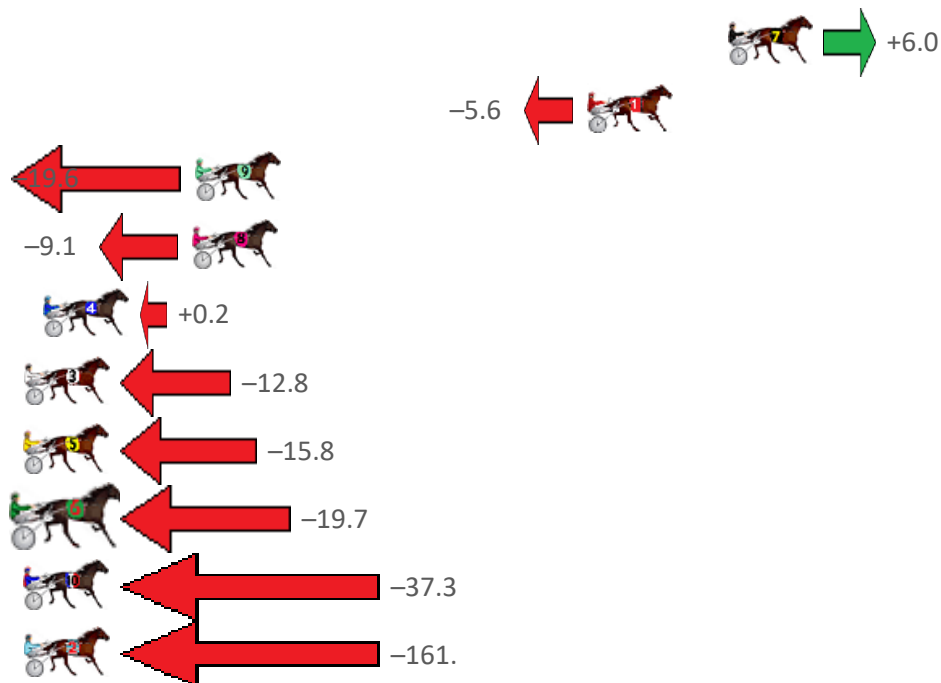
Mildura Race 7 Distance 1790m

Monday, 18 December 2023

Gross Time: 2:11.80 MileRate: 1:58.50 LeadTime: 12.00s First Qtr: 29.80s Second Qtr: 29.80s Third Qtr: 29.60s Fourth Qtr: 30.60s

NoHorse	Plc	Mar	800 Posi	400 Posi	Time	3rd Qtr	4th Qtr
7 IM STUCK MAN	1	0.0m	6.0m (0)	4.6m (0)	2:11.85	29.50s	30.25s
1 HALF MOON BEACH	2	5.6m	0.0m (0)	0.0m (0)	2:12.26	29.59s	31.03s
9 HAWAIIANBEACH	3	21.2m	1.6m (1)	2.2m (1)	2:13.43	29.62s	32.05s
8 GLITZY ALL OVER	4	21.3m	12.2m (0)	11.8m (0)	2:13.43	29.56s	31.32s
4 ANOTHER SPARKY	5	27.2m	27.4m (0)	25.4m (0)	2:13.88	29.45s	30.74s
3 TRIGGER	6	33.2m	20.4m (0)	19.8m (0)	2:14.32	29.54s	31.62s
5 OUR ULTIMATE BON	7	35.6m	19.8m (2)	34.6m (0)	2:14.50	30.71s	30.68s
6 OUTA CONTROL	8	46.7m	27.0m (1)	31.2m (2)	2:15.33	29.90s	31.78s
10 THEBESTISYETTOCO	9	56.5m	19.2m (1)	27.6m (1)	2:16.06	30.19s	32.80s
2 RAYS DAUGHTER	10	169.0m	7.4m (1)	46.0m (0)	2:24.45	32.34s	39.96s

Finish Position and metres gained from 800m



PJ Harness Analyser

Sectional Analysis Software – Not just a formguide!

www.facebook.com/PJHarnessRacing



RISE Digital, Harness Racing Australia nor the provider accepts any responsibility for the completeness or accuracy of any of the information contained herein, and makes no representations about its suitability for any particular purpose. Users should make their own judgements about those matters and/or seek independent advice. You assume all risks associated with use of data provided on this page

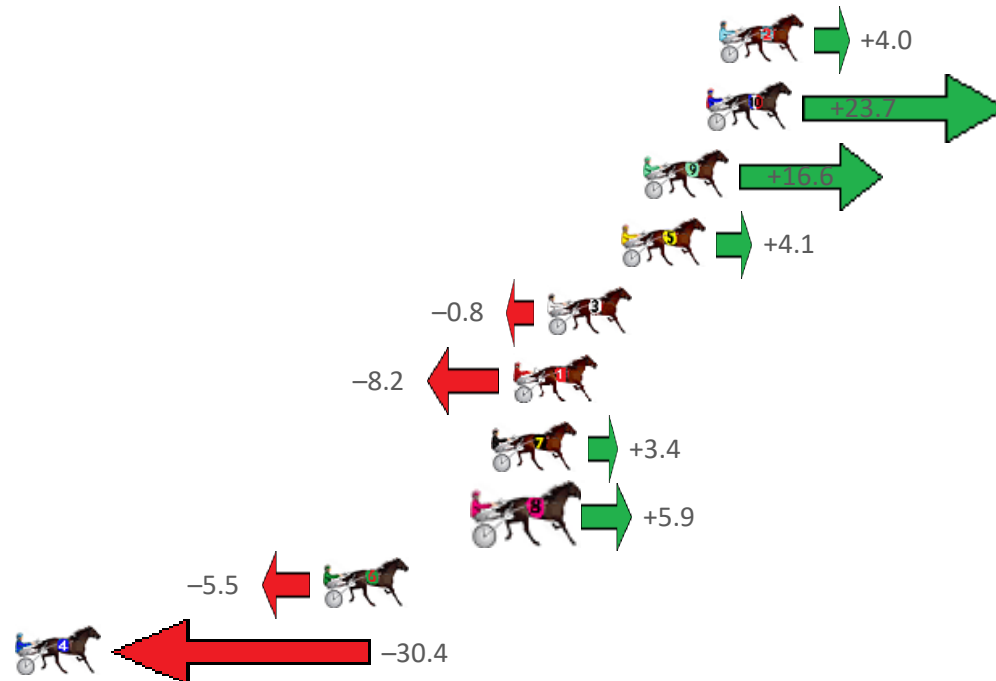
Mildura Race 8 Distance 1790m

Monday, 18 December 2023

Gross Time: 2:13.00 MileRate: 1:59.60 LeadTime: 11.80s First Qtr: 28.90s Second Qtr: 30.70s Third Qtr: 30.10s Fourth Qtr: 31.50s

NoHorse	Plc	Mar	800 Posi	400 Posi	Time	3rd Qtr	4th Qtr
2 TRIPLETS	1	0.0m	4.0m (0)	3.8m (0)	2:13.01	30.09s	31.20s
10 BEEJAYS STAR	2	0.5m	24.2m (1)	14.6m (3)	2:13.06	29.39s	30.40s
9 HEADBANGER	3	3.0m	19.6m (1)	10.4m (3)	2:13.23	29.41s	30.92s
5 ROCKING WROXTON	4	3.9m	8.0m (0)	8.0m (0)	2:13.30	30.11s	31.18s
3 HES A MODERN BOY	5	6.8m	6.0m (1)	6.6m (1)	2:13.52	30.15s	31.52s
1 ISLAS JOY	6	8.2m	0.0m (0)	0.0m (0)	2:13.62	30.09s	32.14s
7 MARKLEIGH CAZ	7	9.0m	12.4m (0)	11.6m (1)	2:13.68	30.04s	31.30s
8 KING SOLOMON	8	9.3m	15.2m (1)	11.0m (2)	2:13.70	29.78s	31.37s
6 SOCIAL WRITER	9	15.7m	10.2m (1)	6.0m (2)	2:14.18	29.76s	32.26s
4 MACH HU	10	32.2m	1.8m (1)	2.4m (1)	2:15.41	30.09s	33.83s

Finish Position and metres gained from 800m



PJ Harness Analyser

Sectional Analysis Software - Not just a formguide!

www.facebook.com/PJHarnessRacing



RISE Digital, Harness Racing Australia nor the provider accepts any responsibility for the completeness or accuracy of any of the information contained herein, and makes no representations about its suitability for any particular purpose. Users should make their own judgements about those matters and/or seek independent advice. You assume all risks associated with use of data provided on this page

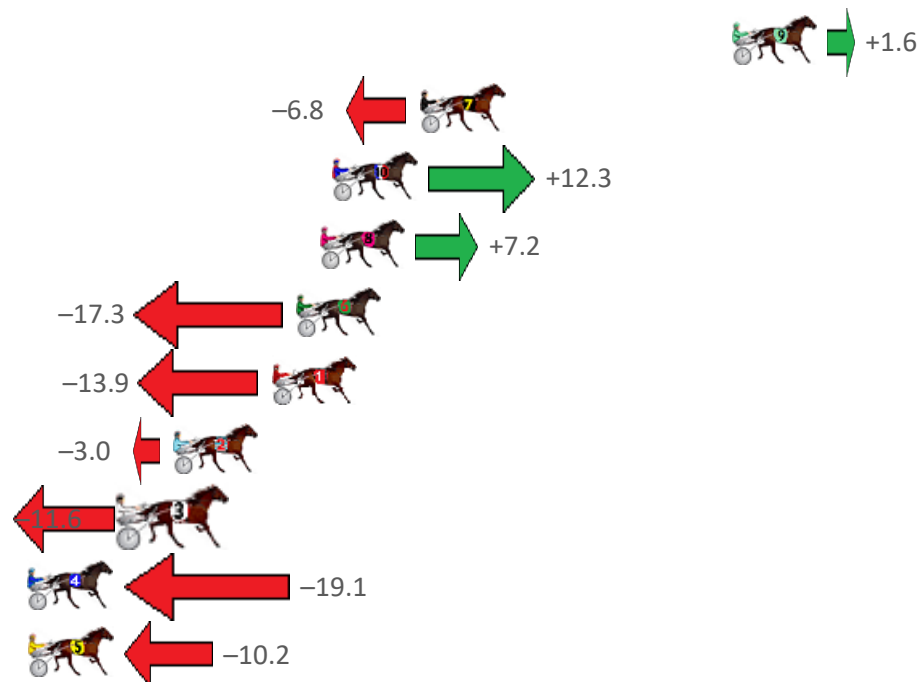
Mildura Race 9 Distance 1790m

Monday, 18 December 2023

Gross Time: 2:11.40 MileRate: 1:58.20 LeadTime: 11.90s First Qtr: 30.90s Second Qtr: 29.30s Third Qtr: 29.40s Fourth Qtr: 29.90s

NoHorse	Plc	Mar	800 Posi	400 Posi	Time	3rd Qtr	4th Qtr
9 MODERN GINGER	1	0.0m	1.6m (1)	2.6m (1)	2:11.42	29.48s	29.71s
7 PIRATESOF ZANZIBA	2	12.4m	5.6m (1)	6.4m (2)	2:12.34	29.46s	30.35s
10 SPRING DELIGHT	3	15.9m	28.2m (1)	21.2m (1)	2:12.60	28.89s	29.51s
8 FRANKNTANK	4	16.4m	23.6m (1)	17.0m (2)	2:12.64	28.91s	29.86s
6 BEARTASTIC WRITER	5	17.3m	0.0m (0)	0.0m (0)	2:12.71	29.39s	31.19s
1 CHEERS POVERTY	6	18.3m	4.4m (0)	7.0m (0)	2:12.79	29.58s	30.74s
2 FORTITUDO	7	22.2m	19.2m (1)	16.6m (1)	2:13.08	29.20s	30.32s
3 RONZEL MICKY	8	24.0m	12.4m (1)	11.8m (1)	2:13.21	29.35s	30.81s
4 PET KITTY	9	30.1m	11.0m (0)	13.4m (0)	2:13.67	29.57s	31.14s
5 FOR TONY	10	32.8m	22.6m (0)	18.0m (0)	2:13.87	29.05s	31.00s

Finish Position and metres gained from 800m



PJ Harness Analyser

Sectional Analysis Software - Not just a formguide!

www.facebook.com/PJHarnessRacing



RISE Digital, Harness Racing Australia nor the provider accepts any responsibility for the completeness or accuracy of any of the information contained herein, and makes no representations about its suitability for any particular purpose. Users should make their own judgements about those matters and/or seek independent advice. You assume all risks associated with use of data provided on this page

Mildura Race 10 Distance 1790m

Monday, 18 December 2023

Gross Time: 2:13.00 MileRate: 1:59.60 LeadTime: 12.50s First Qtr: 30.90s Second Qtr: 31.10s Third Qtr: 29.30s Fourth Qtr: 29.20s

NoHorse	Plc	Mar	800 Posi	400 Posi	Time	3rd Qtr	4th Qtr
7 SPORTS CHARM	1	0.0m	9.8m (1)	3.4m (2)	2:12.99	28.83s	28.95s

5 MY LINE OF FIRE 2 13.2m 5.0m (1) 4.8m (1) 2:13.97 29.29s 29.81s

6 CANDLE FLAME 3 14.6m 0.4m (1) 0.0m (1) 2:14.08 29.27s 30.26s

4 LOUIEVILLE 4 15.7m 8.8m (0) 9.2m (2) 2:14.16 29.33s 29.67s

1 FLEXI BET 5 17.9m 0.0m (0) 2.4m (0) 2:14.33 29.48s 30.33s

8 COTTON CANDY MA 6 28.0m 14.6m (0) 14.6m (0) 2:15.07 29.30s 30.17s

3 LINCOLNS DREAM 7 41.2m 4.0m (0) 7.2m (0) 2:16.06 29.54s 31.67s

2 DRUNKEN MISTAKES 8 66.9m 17.0m (1) 28.0m (0) 2:17.98 30.10s 32.02s

Finish Position and metres gained from 800m



PJ Harness Analyser

Sectional Analysis Software - Not just a formguide!

www.facebook.com/PJHarnessRacing



RISE Digital, Harness Racing Australia nor the provider accepts any responsibility for the completeness or accuracy of any of the information contained herein, and makes no representations about its suitability for any particular purpose. Users should make their own judgements about those matters and/or seek independent advice. You assume all risks associated with use of data provided on this page

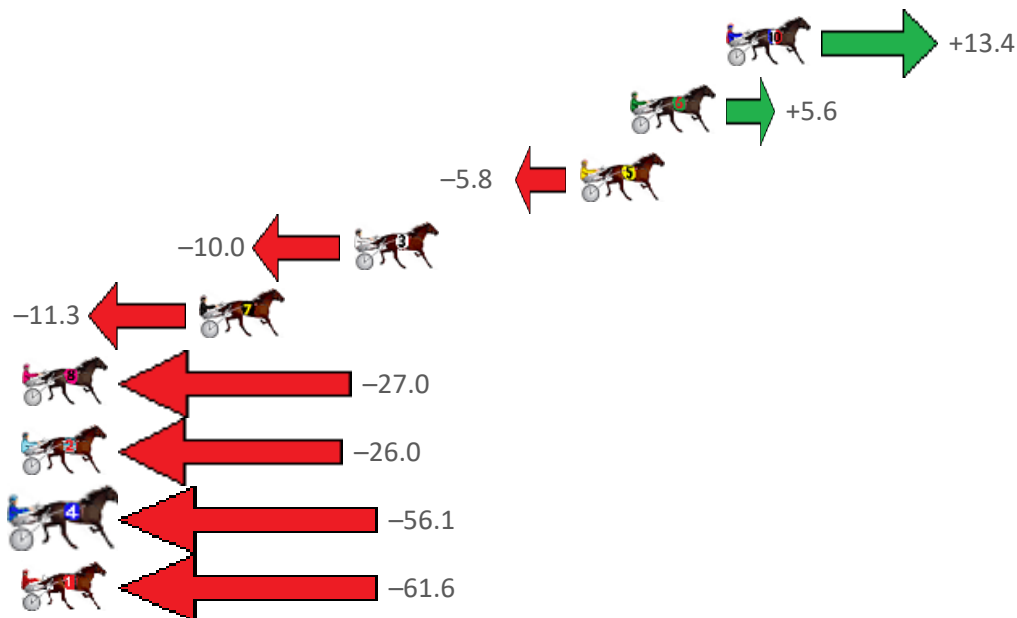
Mildura Race 11 Distance 1790m

Monday, 18 December 2023

Gross Time: 2:13.20 MileRate: 1:59.80 LeadTime: 12.00s First Qtr: 29.70s Second Qtr: 31.20s Third Qtr: 29.80s Fourth Qtr: 30.50s

NoHorse	Plc	Mar	800 Posi	400 Posi	Time	3rd Qtr	4th Qtr
10 DEVIL OF A SMILE	1	0.0m	13.4m (1)	6.4m (2)	2:13.22	29.28s	30.01s
6 ROBERT CROCKA	2	3.8m	9.4m (1)	2.4m (2)	2:13.51	29.27s	30.61s
5 JAY MILLER	3	5.8m	0.0m (1)	0.0m (1)	2:13.65	29.79s	30.94s
3 MUSTANG MAX	4	14.8m	4.8m (1)	4.4m (1)	2:14.33	29.76s	31.29s
7 STARTUP	5	20.9m	9.6m (0)	8.6m (1)	2:14.79	29.71s	31.43s
8 RONZEL SONNY	6	41.8m	14.8m (0)	10.4m (2)	2:16.34	29.44s	32.88s
2 PUOPOLO	7	47.6m	21.6m (0)	19.0m (0)	2:16.78	29.58s	32.67s
4 THE TOOTH FAIRY	8	61.3m	5.2m (0)	11.2m (0)	2:17.80	30.21s	34.30s
1 ELIZABETHAN ERA	9	61.6m	0.0m (0)	0.8m (0)	2:17.82	29.81s	35.11s

Finish Position and metres gained from 800m



PJ Harness Analyser
Sectional Analysis Software – Not just a formguide!

www.facebook.com/PJHarnessRacing



RISE Digital, Harness Racing Australia nor the provider accepts any responsibility for the completeness or accuracy of any of the information contained herein, and makes no representations about its suitability for any particular purpose. Users should make their own judgements about those matters and/or seek independent advice. You assume all risks associated with use of data provided on this page