

# Mildura Race 1 Distance 2190m

Friday, 15 May 2026


Gross Time: 2:43.00 MileRate: 1:59.80 LeadTime: 43.40s First Qtr: 30.90s Second Qtr: 30.60s Third Qtr: 28.80s Fourth Qtr: 29.30s

DATA TABLE: 800 / 400 Posi's are position from leader and (how wide the horse was at that position)

NoHorse	Plc	Mar	800 Posi	400 Posi	Time	3rd Qtr	4th Qt
3 TO THE NINES	1	0.0m	3.0m (1)	2.2m (1)	2:43.00	28.74s	29.14s
1 NEVS DREAM	2	3.8m	0.0m (0)	0.0m (0)	2:43.29	28.80s	29.58s
10 NOBLE TRICK	3	4.1m	19.6m (1)	15.8m (2)	2:43.32	28.53s	28.45s
8 MIDNIGHT PIRATE	4	6.1m	11.6m (1)	7.2m (2)	2:43.47	28.48s	29.22s
2 WATCH THE ATTITUDE	5	9.6m	8.0m (0)	8.0m (0)	2:43.74	28.80s	29.42s
7 AVOCA BLUES	6	10.0m	4.0m (0)	4.0m (0)	2:43.77	28.80s	29.74s
9 GOOD BOOTS BINDI	7	12.2m	11.8m (0)	12.0m (0)	2:43.94	28.81s	29.31s
4 CAULONIA TERROR	8	14.9m	15.6m (1)	11.6m (1)	2:44.14	28.51s	29.54s
5 OZZIE DAYBREAK	9	16.3m	7.2m (1)	6.4m (1)	2:44.25	28.74s	30.02s
11 RIO ROCK	10	17.6m	19.8m (2)	11.6m (2)	2:44.35	28.20s	29.74s
6 RONZEL MICKY	11	22.9m	16.0m (0)	16.4m (0)	2:44.76	28.82s	29.77s

## Finish Position and metres gained

First Arrow shows distance gain/loss from 2nd Qtr to 3rd Qtr, Second Arrow shows distance gain/loss from 3rd Qtr to Finish  
Blue arrow indicates best gain in these quarters.



800

Visual positions in race at 2nd Quarter



400

Visual positions in race at 3rd Quarter



Sectional Analysis Software  
Not just form | Free Trial



RISE Digital, Harness Racing Australia nor the provider accepts any responsibility for the completeness or accuracy of any of the information contained herein, and makes no representations about its suitability for any particular purpose. Users should make their own judgements about those matters and/or seek independent advice. You assume all risks associated with use of data provided on this page

www.facebook.com/PJHarnessRacing

# Mildura Race 2 Distance 1790m


Friday, 15 May 2026

Gross Time: 2:13.80 MileRate: 2:00.30 LeadTime: 12.30s First Qtr: 32.10s Second Qtr: 31.40s Third Qtr: 29.30s Fourth Qtr: 28.70s

DATA TABLE: 800 / 400 Posi's are position from leader and (how wide the horse was at that position)


NoHorse	Plc	Mar	800 Posi	400 Posi	Time	3rd Qtr	4th Qt
4 LOUIEVILLE	1	0.0m	0.0m (0)	0.0m (0)	2:13.80	29.30s	28.70s
1 IM ALRIGHT JACK	2	4.3m	4.0m (0)	4.2m (0)	2:14.12	29.31s	28.71s
2 SHES POPPY	3	8.0m	5.4m (1)	5.8m (2)	2:14.40	29.33s	28.86s
3 FLAME BLASTER	4	14.9m	10.2m (0)	9.2m (0)	2:14.92	29.23s	29.11s
9 STARVIN MARVIN	5	17.4m	14.4m (0)	13.2m (0)	2:15.11	29.22s	29.00s
11 WATCHTHECLOCK	6	24.4m	9.6m (1)	9.6m (1)	2:15.64	29.31s	29.76s
5 RED HOT MIKI	7	28.7m	14.4m (1)	13.8m (1)	2:15.96	29.27s	29.76s
8 BRAVE ART	8	30.2m	1.0m (1)	3.2m (1)	2:16.08	29.48s	30.63s

## Finish Position and metres gained



800

Visual positions in race at 2nd Quarter



400

Visual positions in race at 3rd Quarter



# Mildura Race 3 Distance 1790m

Friday, 15 May 2026




Gross Time: 2:12.20 MileRate: 1:58.90 LeadTime: 12.00s First Qtr: 30.40s Second Qtr: 30.60s Third Qtr: 28.70s Fourth Qtr: 30.50s

DATA TABLE: 800 / 400 Posi's are position from leader and (how wide the horse was at that position)

No	Horse	Plc	Mar	800 Posi	400 Posi	Time	3rd Qtr	4th Qt
6	LOSEASHOE	1	0.0m	0.0m (0)	0.0m (0)	2:12.20	28.70s	30.50s
7	ONLY ONCE BITTEN	2	2.9m	9.0m (0)	11.0m (0)	2:12.43	28.87s	29.89s
10	HUNGRY HOGARTH	3	4.9m	16.6m (1)	12.4m (3)	2:12.59	28.41s	29.93s
11	GLITZY ALL OVER	4	5.2m	13.6m (0)	15.2m (0)	2:12.62	28.84s	29.74s
2	HES A MODERN BOY	5	10.4m	4.6m (0)	6.8m (0)	2:13.03	28.85s	30.77s
8	DIAMOND KRUSHER	6	20.4m	11.8m (1)	16.6m (2)	2:13.83	29.04s	30.79s
3	BOSS MAJOR	7	29.7m	7.4m (1)	14.8m (1)	2:14.57	29.21s	31.63s
5	ROCKING WROXTON	8	32.3m	3.0m (1)	10.0m (1)	2:14.78	29.17s	32.19s
4	THE TOOTH FAIRY	9	70.9m	40.0m (0)	55.0m (0)	2:17.86	29.77s	31.71s
9	OUR PRINCESS DI	10	100.5m	2.4m (2)	10.2m (2)	2:20.22	29.07s	37.35s

## Finish Position and metres gained

First Arrow shows distance gain/loss from 2nd Qtr to 3rd Qtr, Second Arrow shows distance gain/loss from 3rd Qtr to Finish  
Blue arrow indicates best gain in these quarters.



# Mildura Race 4 Distance 2190m

Friday, 15 May 2026


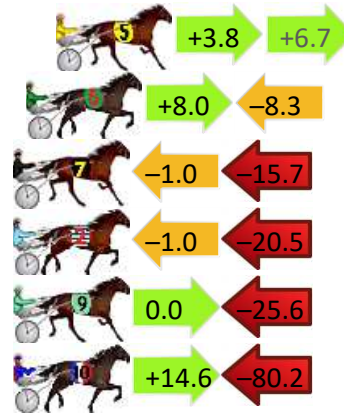
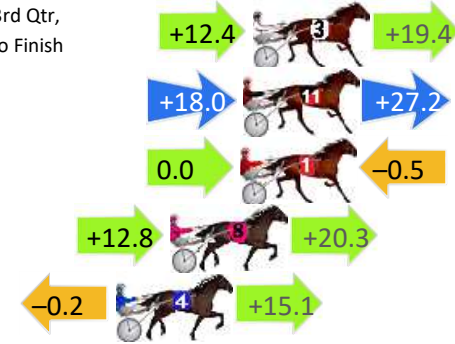
Gross Time: 2:47.00 MileRate: 2:02.70 LeadTime: 41.70s First Qtr: 29.50s Second Qtr: 31.60s Third Qtr: 31.70s Fourth Qtr: 32.50s

DATA TABLE: 800 / 400 Posi's are position from leader and (how wide the horse was at that position)

No	Horse	Plc	Mar	800 Posi	400 Posi	Time	3rd Qtr	4th Qt
3	PUNTO CALIENTE	1	0.0m	31.8m (1)	19.4m (3)	2:47.00	30.73s	30.93s
11	NO EMOTION	2	0.4m	45.6m (1)	27.6m (2)	2:47.03	30.29s	30.30s
1	GROVE DALE	3	0.5m	0.0m (0)	0.0m (0)	2:47.04	31.70s	32.54s
8	LOVE TO DEAL	4	3.3m	36.4m (1)	23.6m (2)	2:47.28	30.70s	30.86s
4	GRENADE	5	5.5m	20.4m (1)	20.6m (1)	2:47.47	31.73s	31.28s
5	CORNELIA	6	26.3m	36.8m (0)	33.0m (1)	2:49.23	31.40s	31.96s
6	HESASTAR	7	27.5m	27.2m (1)	19.2m (2)	2:49.33	31.05s	33.17s
7	DAYLIGHT	8	38.7m	22.0m (0)	23.0m (0)	2:50.28	31.76s	33.77s
2	SUNSHINE WARRIOR	9	53.5m	32.0m (0)	33.0m (0)	2:51.54	31.76s	34.16s
9	HARRY MCKINNIS	10	90.6m	65.0m (0)	65.0m (0)	2:54.68	31.67s	34.57s
10	BETTOR DOO	11	106.4m	40.8m (1)	26.2m (3)	2:56.02	30.46s	38.98s

## Finish Position and metres gained

First Arrow shows distance gain/loss from 2nd Qtr to 3rd Qtr, Second Arrow shows distance gain/loss from 3rd Qtr to Finish Blue arrow indicates best gain in these quarters.



# Mildura Race 5 Distance 1790m


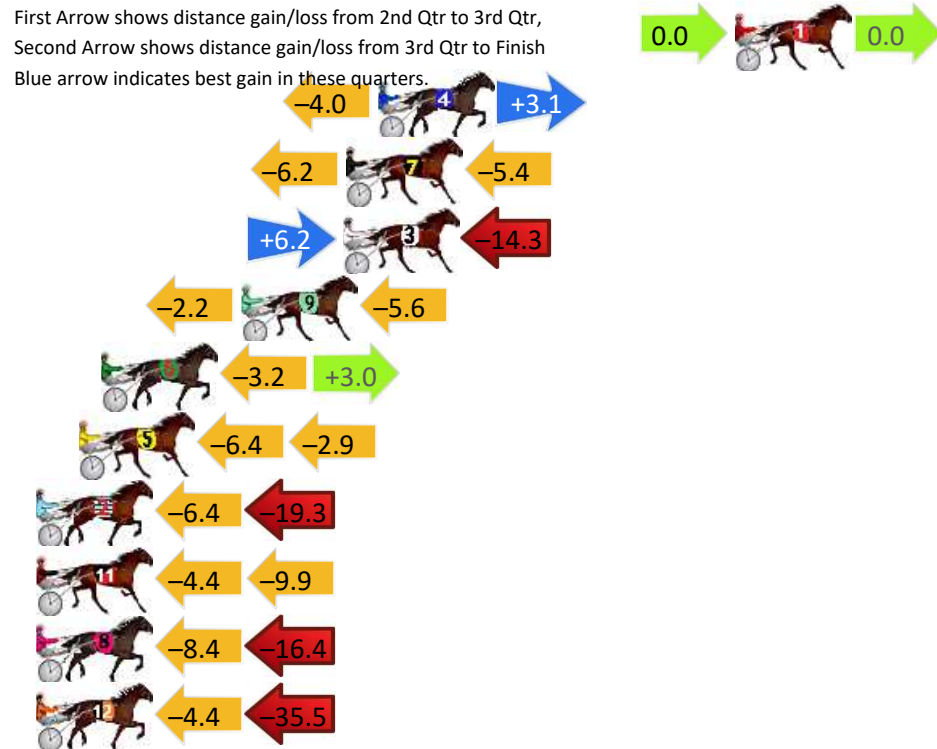
Friday, 15 May 2026

Gross Time: 2:15.80 MileRate: 2:02.10 LeadTime: 12.70s First Qtr: 32.50s Second Qtr: 31.80s Third Qtr: 29.20s Fourth Qtr: 29.60s

DATA TABLE: 800 / 400 Posi's are position from leader and (how wide the horse was at that position)

No	Horse	Plc	Mar	800 Posi	400 Posi	Time	3rd Qtr	4th Qt
1	SEASIDE SHOW	1	0.0m	0.0m (0)	0.0m (0)	2:15.80	29.20s	29.60s
4	CRUEL MISTRESS	2	14.3m	13.4m (0)	17.4m (0)	2:16.91	29.49s	29.37s
7	FRENCH BEACH	3	15.6m	4.0m (0)	10.2m (0)	2:17.01	29.65s	30.00s
3	MELS NIGHT OUT	4	15.7m	7.6m (1)	1.4m (1)	2:17.02	28.74s	30.65s
9	POSTER ART	5	19.8m	12.0m (1)	14.2m (2)	2:17.34	29.36s	30.01s
6	RODGEE STORM	6	25.4m	25.2m (1)	28.4m (0)	2:17.77	29.44s	29.38s
5	MINI VINNEY	7	26.3m	17.0m (0)	23.4m (0)	2:17.84	29.67s	29.81s
2	NAUGHTY BET	8	28.9m	3.2m (1)	9.6m (1)	2:18.04	29.66s	31.02s
11	ELISSAS DELIGHT	9	30.7m	16.4m (1)	20.8m (2)	2:18.18	29.52s	30.33s
8	BRIEISBETTER	10	34.0m	9.2m (0)	17.6m (1)	2:18.44	29.81s	30.81s
12	BLISSFULL RED	11	60.3m	20.4m (1)	24.8m (1)	2:20.48	29.50s	32.21s

## Finish Position and metres gained



800

Visual positions in race at 2nd Quarter



400

Visual positions in race at 3rd Quarter



Sectional Analysis Software  
Not just form | Free Trial



RISE Digital, Harness Racing Australia nor the provider accepts any responsibility for the completeness or accuracy of any of the information contained herein, and makes no representations about its suitability for any particular purpose. Users should make their own judgements about those matters and/or seek independent advice. You assume all risks associated with use of data provided on this page

www.facebook.com/PJHarnessRacing

# Mildura Race 6 Distance 1790m

Friday, 15 May 2026



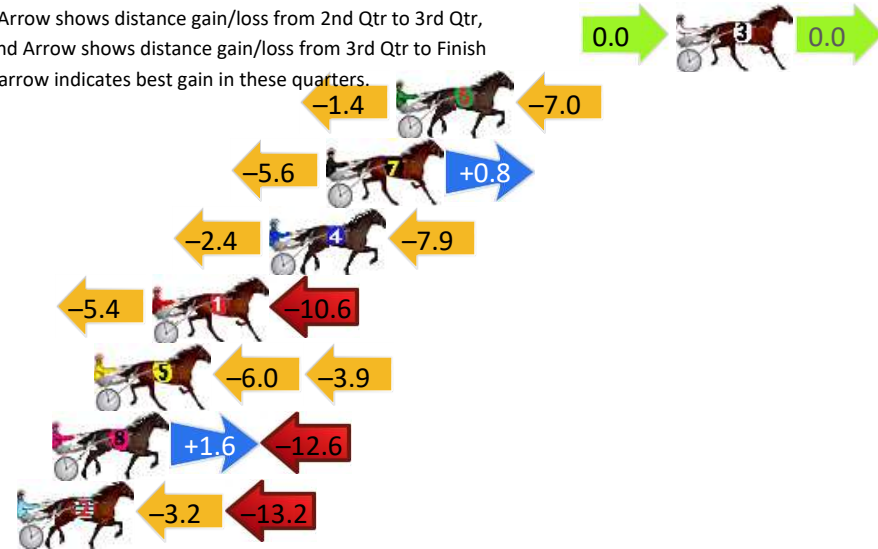
Gross Time: 2:09.00 MileRate: 1:56.00 LeadTime: 12.40s First Qtr: 29.20s Second Qtr: 30.60s Third Qtr: 28.30s Fourth Qtr: 28.50s

DATA TABLE: 800 / 400 Posi's are position from leader and (how wide the horse was at that position)

No	Horse	Plc	Mar	800 Posi	400 Posi	Time	3rd Qtr	4th Qt
3	DALLAS MIKI	1	0.0m	0.0m (0)	0.0m (0)	2:09.00	28.30s	28.50s
6	MY ULTIMATE JIMMY	2	11.2m	2.8m (2)	4.2m (0)	2:09.84	28.40s	29.00s
7	PRIORITISE	3	14.0m	9.2m (0)	14.8m (0)	2:10.05	28.70s	28.44s
4	POWERSOFPERSUASION	4	16.3m	6.0m (1)	8.4m (1)	2:10.22	28.47s	29.06s
1	UNITED	5	21.0m	5.0m (0)	10.4m (0)	2:10.57	28.68s	29.25s
5	JAXON BEACH	6	23.3m	13.4m (0)	19.4m (1)	2:10.74	28.72s	28.78s
8	SANTA CASA BEACH	7	25.0m	14.0m (1)	12.4m (2)	2:10.87	28.18s	29.39s
2	CEMETERY BAY	8	26.4m	10.0m (1)	13.2m (1)	2:10.98	28.52s	29.44s

## Finish Position and metres gained

First Arrow shows distance gain/loss from 2nd Qtr to 3rd Qtr, Second Arrow shows distance gain/loss from 3rd Qtr to Finish  
Blue arrow indicates best gain in these quarters.



# Mildura Race 7 Distance 1790m

Friday, 15 May 2026

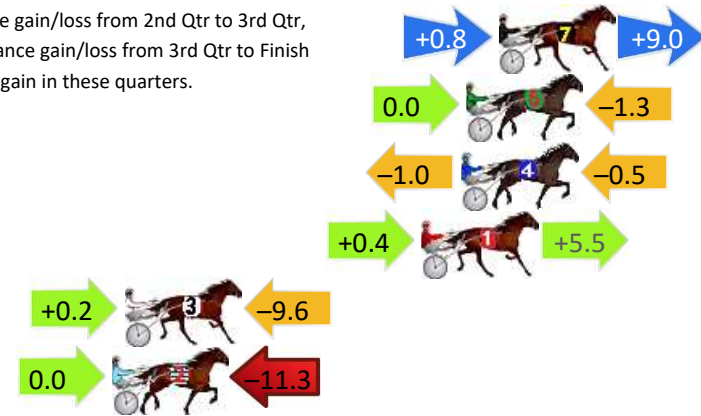
Gross Time: 2:14.30 MileRate: 2:00.80 LeadTime: 12.80s First Qtr: 32.30s Second Qtr: 30.90s Third Qtr: 29.20s Fourth Qtr: 29.10s

DATA TABLE: 800 / 400 Posi's are position from leader and (how wide the horse was at that position)

NoHorse	Plc	Mar	800 Posi	400 Posi	Time	3rd Qtr	4th Qt
7 MISTER BOOMBASTIK	1	0.0m	9.8m (1)	9.0m (2)	2:14.30	29.14s	28.45s
6 ROCKNROLL LENNY	2	1.3m	0.0m (1)	0.0m (1)	2:14.40	29.20s	29.19s
4 RUBBLEONTHEDOUBLE	3	1.5m	0.0m (0)	1.0m (0)	2:14.41	29.27s	29.14s
1 PRIDDY CARSON	4	3.1m	9.0m (0)	8.6m (1)	2:14.54	29.17s	28.70s
3 POSTERMAN	5	15.0m	5.6m (1)	5.4m (2)	2:15.45	29.19s	29.79s
2 CAULONIA BELLA	6	15.5m	4.2m (0)	4.2m (1)	2:15.48	29.20s	29.92s

## Finish Position and metres gained

First Arrow shows distance gain/loss from 2nd Qtr to 3rd Qtr, Second Arrow shows distance gain/loss from 3rd Qtr to Finish Blue arrow indicates best gain in these quarters.



8  
0  
0

Visual positions in race at 2nd Quarter



4  
0  
0

Visual positions in race at 3rd Quarter

