

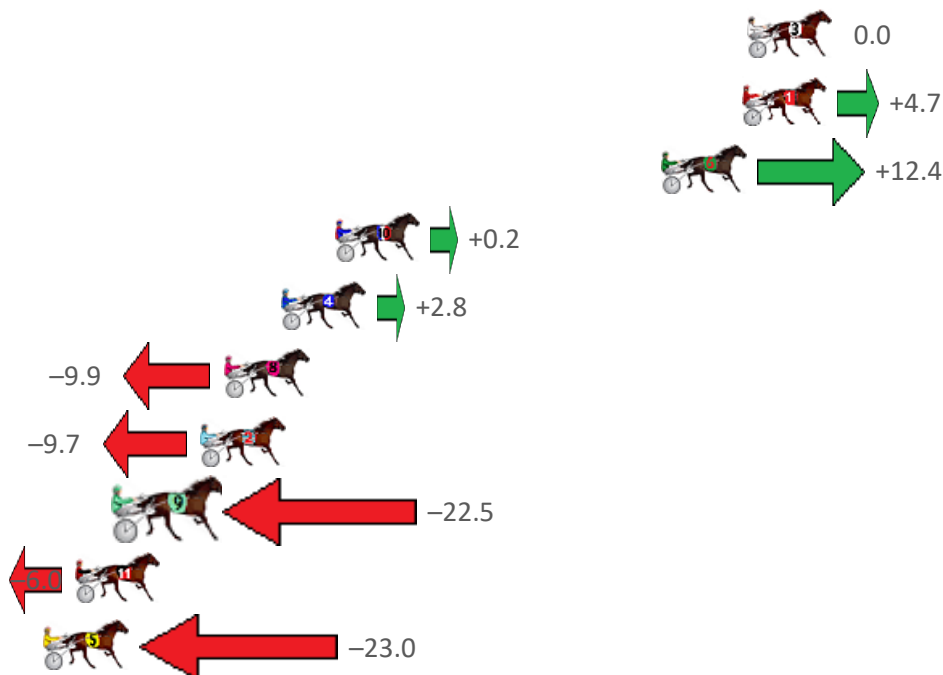
# Mildura Race 1 Distance 1790m

Friday, 14 July 2023

Gross Time: 2:12.40 MileRate: 1:59.10 LeadTime: 12.50s First Qtr: 29.60s Second Qtr: 31.00s Third Qtr: 29.50s Fourth Qtr: 29.80s

NoHorse	Plc	Mar	800 Posi	400 Posi	Time	3rd Qtr	4th Qtr
3 MACH HU	1	0.0m	0.0m (0)	0.0m (0)	2:12.40	29.50s	29.80s
1 BOSS MAJOR	2	0.2m	4.9m (0)	5.4m (0)	2:12.42	29.54s	29.42s
6 COULDNT RECOMM	3	3.4m	15.8m (0)	10.0m (0)	2:12.67	29.08s	29.33s
10 TREACHEROUS SAIN	4	16.4m	16.6m (1)	9.0m (2)	2:13.68	28.94s	30.42s
4 ART OF EVIL	5	18.5m	21.3m (0)	14.7m (0)	2:13.84	29.02s	30.16s
8 I RUNFORMUM	6	20.8m	10.9m (0)	10.2m (1)	2:14.02	29.45s	30.67s
2 CALL ME HENRY	7	21.7m	12.0m (1)	15.1m (1)	2:14.09	29.73s	30.38s
9 CC JONES	8	24.7m	2.2m (1)	5.9m (1)	2:14.33	29.77s	31.30s
11 ROLL WITH RON	9	26.7m	20.7m (1)	13.8m (3)	2:14.48	29.00s	30.87s
5 ANOTHER SPARKY	10	30.6m	7.6m (1)	17.7m (2)	2:14.79	30.24s	30.89s

## Finish Position and metres gained from 800m



# PJ Harness Analyser

Sectional Analysis Software – Not just a formguide!

[www.facebook.com/PJHarnessRacing](https://www.facebook.com/PJHarnessRacing)



RISE Digital, Harness Racing Australia nor the provider accepts any responsibility for the completeness or accuracy of any of the information contained herein, and makes no representations about its suitability for any particular purpose. Users should make their own judgements about those matters and/or seek independent advice. You assume all risks associated with use of data provided on this page

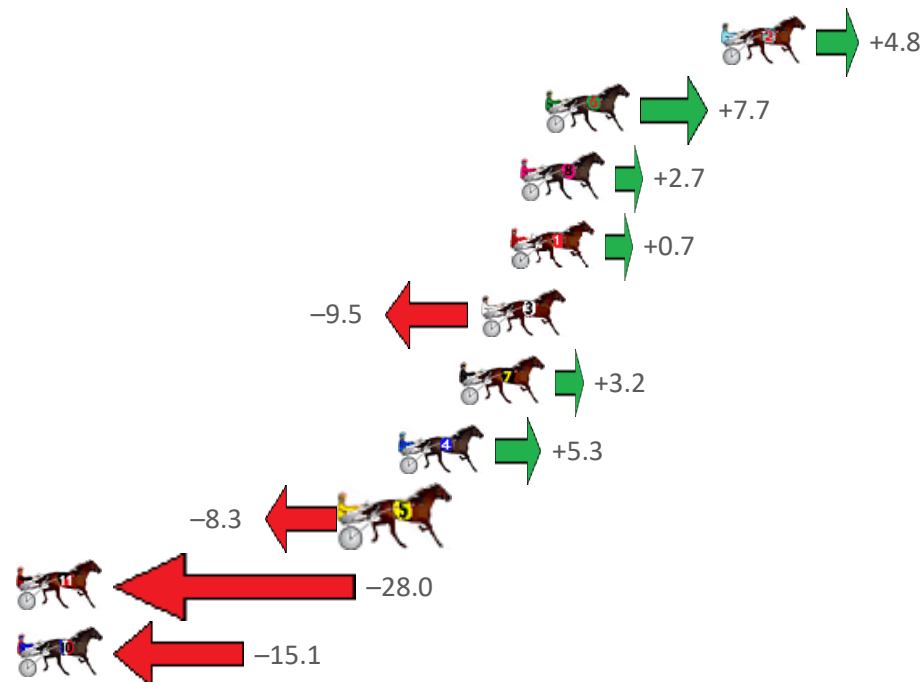
# Mildura Race 2 Distance 2190m

Friday, 14 July 2023

Gross Time: 2:46.90 MileRate: 2:02.70 LeadTime: 43.80s First Qtr: 31.60s Second Qtr: 31.30s Third Qtr: 30.20s Fourth Qtr: 30.00s

NoHorse	Plc	Mar	800 Posi	400 Posi	Time	3rd Qtr	4th Qtr
2 SIANGDI	1	0.0m	4.8m (0)	4.3m (0)	2:46.90	30.16s	29.68s
6 WESAIDSO	2	7.0m	14.7m (1)	11.0m (2)	2:47.45	29.92s	29.73s
8 HEZA WESTERN	3	8.0m	10.7m (1)	7.3m (2)	2:47.53	29.94s	30.08s
1 COME ON SLOOPY	4	8.4m	9.1m (0)	8.6m (0)	2:47.56	30.16s	30.02s
3 OZZIE DAYBREAK	5	9.5m	0.0m (0)	0.0m (0)	2:47.65	30.20s	30.75s
7 CHILDERS ROAD	6	10.4m	13.6m (0)	11.1m (1)	2:47.72	30.01s	29.99s
4 WHITE STAR VILLAGE	7	12.8m	18.1m (0)	12.8m (0)	2:47.91	29.80s	30.05s
5 IM ALRIGHT JACK	8	14.7m	6.4m (1)	6.9m (1)	2:48.06	30.23s	30.64s
11 REGAL STAR	9	30.1m	2.1m (1)	3.1m (1)	2:49.27	30.27s	32.13s
10 IM STUCK MAN	10	33.8m	18.7m (1)	15.3m (2)	2:49.56	29.94s	31.51s

## Finish Position and metres gained from 800m



# PJ Harness Analyser

Sectional Analysis Software – Not just a formguide!

[www.facebook.com/PJHarnessRacing](https://www.facebook.com/PJHarnessRacing)



RISE Digital, Harness Racing Australia nor the provider accepts any responsibility for the completeness or accuracy of any of the information contained herein, and makes no representations about its suitability for any particular purpose. Users should make their own judgements about those matters and/or seek independent advice. You assume all risks associated with use of data provided on this page

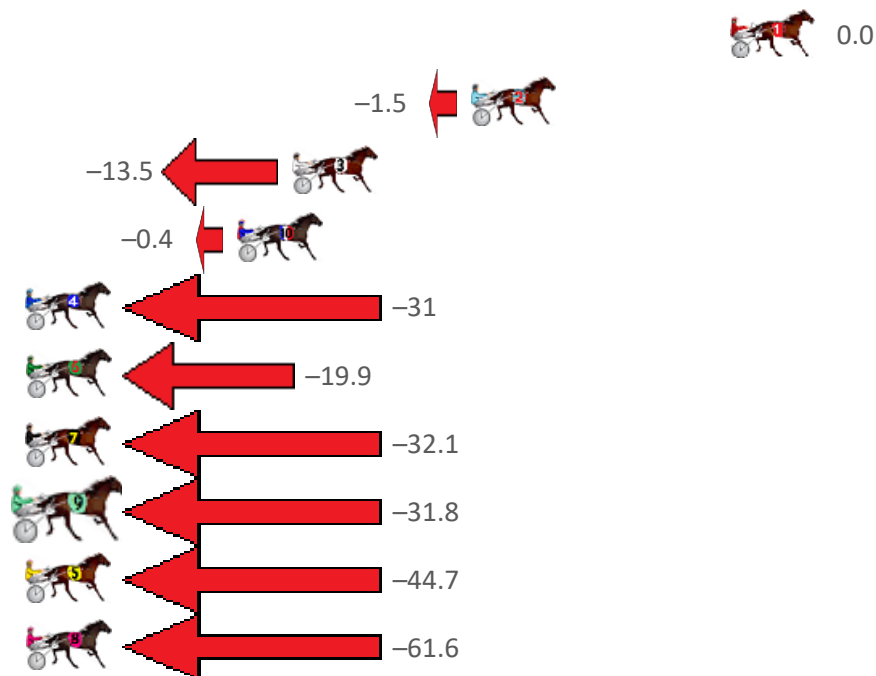
# Mildura Race 3 Distance 1790m

Friday, 14 July 2023

Gross Time: 2:13.50 MileRate: 2:00.00 LeadTime: 12.10s First Qtr: 30.50s Second Qtr: 31.70s Third Qtr: 29.30s Fourth Qtr: 29.90s

NoHorse	Plc	Mar	800 Posi	400 Posi	Time	3rd Qtr	4th Qtr
1 BIZZNESS CLASS	1	0.0m	0.0m (0)	0.0m (0)	2:13.50	29.30s	29.90s
2 REALITY PLAYER	2	10.3m	8.8m (0)	9.3m (0)	2:14.31	29.34s	30.03s
3 MEXICAN STANDOFF	3	17.4m	3.9m (0)	3.8m (0)	2:14.86	29.30s	30.98s
10 WESTBRO	4	19.6m	19.2m (0)	17.4m (0)	2:15.04	29.18s	30.16s
4 SHES BEWITCHED	5	32.3m	1.7m (1)	3.2m (1)	2:16.03	29.41s	32.20s
6 CLASSIC WATCH	6	35.3m	15.4m (1)	23.9m (0)	2:16.27	29.94s	30.91s
7 GOODTIME JAZZI	7	46.4m	14.3m (0)	27.6m (1)	2:17.13	30.29s	31.50s
9 INCLEMENT	8	52.1m	20.3m (1)	28.1m (2)	2:17.58	29.88s	31.92s
5 BAD BOY CARTER	9	56.2m	11.5m (1)	24.3m (2)	2:17.90	30.24s	32.52s
8 SIR VINCENT	10	68.2m	6.6m (1)	18.4m (1)	2:18.84	30.17s	33.89s

Finish Position and metres gained from 800m



**PJ Harness Analyser**  
Sectional Analysis Software – Not just a formguide!

[www.facebook.com/PJHarnessRacing](https://www.facebook.com/PJHarnessRacing)



RISE Digital, Harness Racing Australia nor the provider accepts any responsibility for the completeness or accuracy of any of the information contained herein, and makes no representations about its suitability for any particular purpose. Users should make their own judgements about those matters and/or seek independent advice. You assume all risks associated with use of data provided on this page

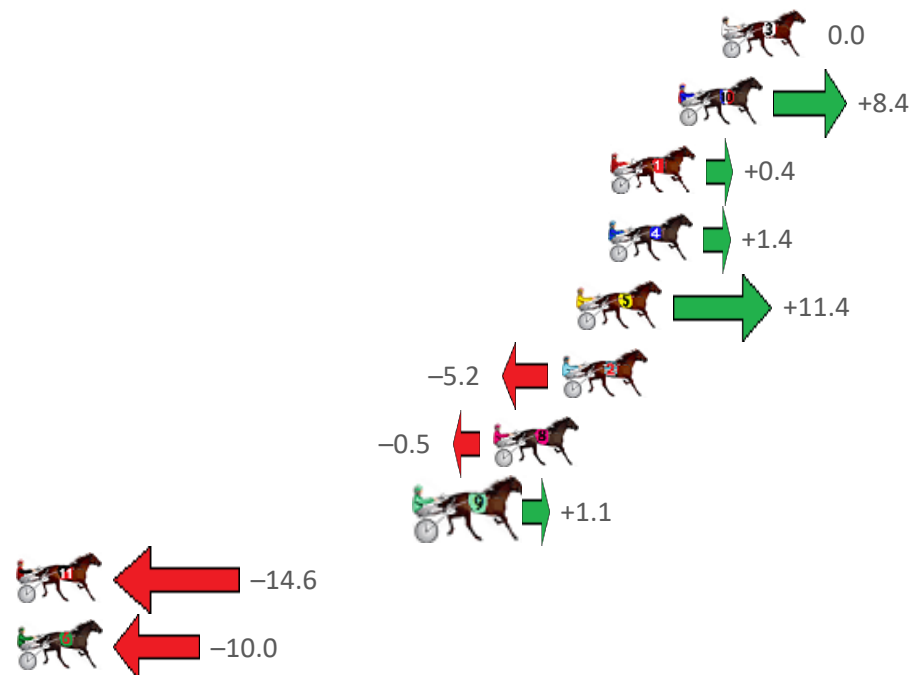
# Mildura Race 4 Distance 2190m

Friday, 14 July 2023

Gross Time: 2:44.50 MileRate: 2:00.90 LeadTime: 42.20s First Qtr: 30.20s Second Qtr: 31.50s Third Qtr: 30.20s Fourth Qtr: 30.40s

NoHorse	Plc	Mar	800 Posi	400 Posi	Time	3rd Qtr	4th Qtr
3 SON OF ZODIAC	1	0.0m	0.0m (0)	0.0m (0)	2:44.50	30.20s	30.40s
10 TRAILBLAZER	2	1.7m	10.1m (1)	10.4m (2)	2:44.64	30.22s	29.75s
1 CHOGI	3	4.4m	4.8m (0)	4.8m (0)	2:44.85	30.20s	30.39s
4 THISWAYTOTHEBEA	4	4.5m	5.9m (1)	7.3m (1)	2:44.86	30.31s	30.21s
5 OUTA CONTROL	5	5.7m	17.1m (0)	18.1m (0)	2:44.95	30.28s	29.49s
2 MILLIONDOLLAR KIS	6	6.3m	1.1m (1)	2.6m (1)	2:45.00	30.31s	30.71s
8 LILBITAHENRYTEE	7	9.0m	8.5m (0)	9.0m (0)	2:45.22	30.24s	30.44s
9 LUV ME OR HATE ME	8	11.7m	12.8m (0)	13.3m (0)	2:45.43	30.24s	30.33s
11 CLASSIC REACTOR	9	29.0m	14.4m (1)	15.8m (1)	2:46.81	30.31s	31.52s
6 BARNEY FELLA	10	29.7m	19.7m (1)	20.1m (1)	2:46.86	30.23s	31.25s

## Finish Position and metres gained from 800m



**PJ Harness Analyser**  
Sectional Analysis Software – Not just a formguide!

[www.facebook.com/PJHarnessRacing](http://www.facebook.com/PJHarnessRacing)



RISE Digital, Harness Racing Australia nor the provider accepts any responsibility for the completeness or accuracy of any of the information contained herein, and makes no representations about its suitability for any particular purpose. Users should make their own judgements about those matters and/or seek independent advice. You assume all risks associated with use of data provided on this page

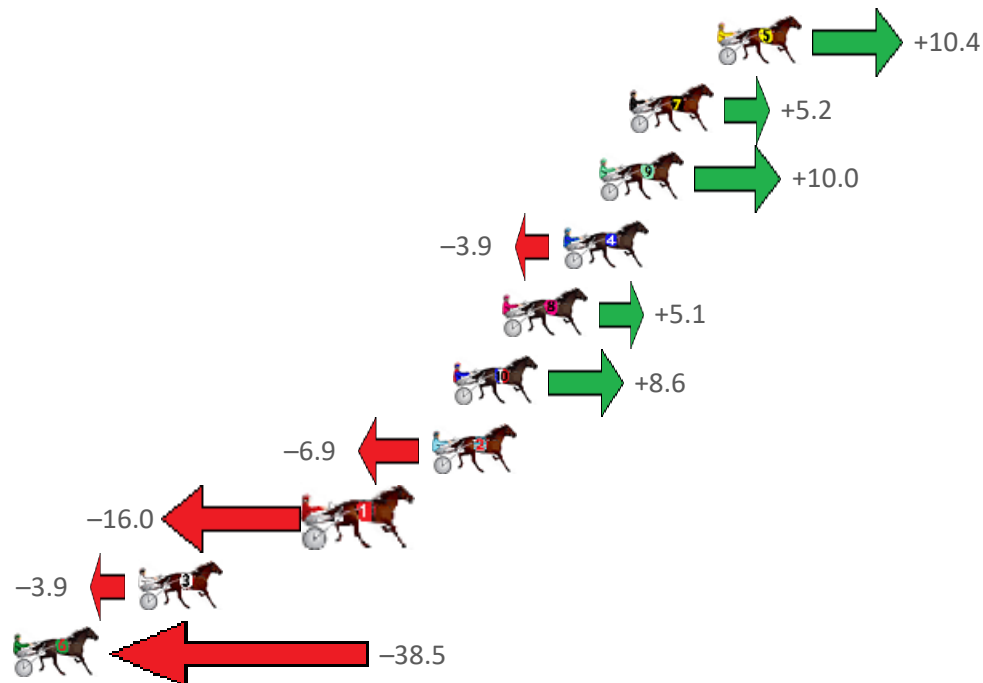
# Mildura Race 5 Distance 2190m

Friday, 14 July 2023

Gross Time: 2:45.70 MileRate: 2:01.80 LeadTime: 43.20s First Qtr: 31.20s Second Qtr: 31.50s Third Qtr: 29.50s Fourth Qtr: 30.30s

NoHorse	Plc	Mar	800 Posi	400 Posi	Time	3rd Qtr	4th Qtr
5 STYLISH GEM	1	0.0m	10.4m (1)	5.2m (2)	2:45.70	29.12s	29.92s
7 GOJOE	2	3.5m	8.7m (0)	7.5m (0)	2:45.98	29.42s	30.02s
9 FRANKNTANK	3	4.7m	14.7m (1)	12.7m (2)	2:46.07	29.36s	29.73s
4 BETTOR STAR	4	6.1m	2.2m (1)	1.5m (1)	2:46.18	29.45s	30.67s
8 GOODTIME MADDIE	5	8.5m	13.6m (0)	12.4m (0)	2:46.37	29.42s	30.05s
10 ULTIMATE TROUBLE	6	10.5m	19.1m (0)	15.5m (1)	2:46.53	29.25s	29.98s
2 ROJENBYE	7	11.3m	4.4m (0)	3.8m (0)	2:46.60	29.46s	30.92s
1 MISS ARTEMIS	8	16.0m	0.0m (0)	0.0m (0)	2:46.97	29.50s	31.57s
3 TACT TORY	9	23.0m	19.1m (1)	19.8m (1)	2:47.52	29.57s	30.65s
6 ORAMA	10	45.1m	6.6m (1)	8.5m (1)	2:49.28	29.65s	33.25s

## Finish Position and metres gained from 800m



**PJ Harness Analyser**  
Sectional Analysis Software – Not just a formguide!

[www.facebook.com/PJHarnessRacing](https://www.facebook.com/PJHarnessRacing)



RISE Digital, Harness Racing Australia nor the provider accepts any responsibility for the completeness or accuracy of any of the information contained herein, and makes no representations about its suitability for any particular purpose. Users should make their own judgements about those matters and/or seek independent advice. You assume all risks associated with use of data provided on this page

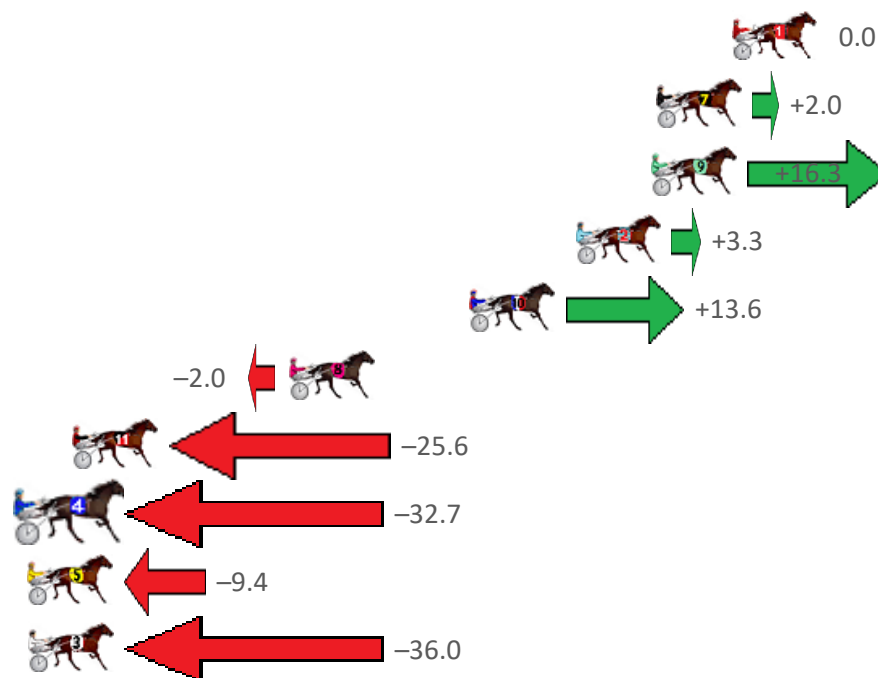
# Mildura Race 6 Distance 1790m

Friday, 14 July 2023

Gross Time: 2:11.50 MileRate: 1:58.30 LeadTime: 12.00s First Qtr: 30.20s Second Qtr: 30.80s Third Qtr: 28.90s Fourth Qtr: 29.60s

NoHorse	Plc	Mar	800 Posi	400 Posi	Time	3rd Qtr	4th Qtr
1 WILSHIRE BOULEVAR	1	0.0m	0.0m (0)	0.0m (0)	2:11.50	28.90s	29.60s
7 BELIEVE IN FOREVER	2	3.0m	5.0m (0)	4.4m (0)	2:11.73	28.86s	29.51s
9 MAGIC MIKE	3	3.2m	19.5m (1)	21.8m (2)	2:11.75	29.08s	28.26s
2 FEISTY PHOEBE	4	6.2m	9.5m (0)	8.3m (0)	2:11.98	28.82s	29.48s
10 GRACIE CULLEN	5	10.4m	24.0m (1)	17.3m (3)	2:12.31	28.44s	29.15s
8 BET ON THE TIGER	6	17.6m	15.6m (1)	17.4m (2)	2:12.87	29.04s	29.70s
11 OVERPOWERING	7	26.2m	0.6m (1)	5.4m (1)	2:13.53	29.25s	31.24s
4 URGOODBOY	8	40.5m	7.8m (1)	17.6m (0)	2:14.64	29.62s	31.46s
5 CARLISLE CRUISER	9	40.6m	31.2m (0)	28.1m (0)	2:14.65	28.70s	30.71s
3 HEAVENSWAY	10	47.7m	11.7m (1)	17.5m (1)	2:15.20	29.33s	32.03s

## Finish Position and metres gained from 800m



**PJ Harness Analyser**  
Sectional Analysis Software – Not just a formguide!

[www.facebook.com/PJHarnessRacing](https://www.facebook.com/PJHarnessRacing)



RISE Digital, Harness Racing Australia nor the provider accepts any responsibility for the completeness or accuracy of any of the information contained herein, and makes no representations about its suitability for any particular purpose. Users should make their own judgements about those matters and/or seek independent advice. You assume all risks associated with use of data provided on this page



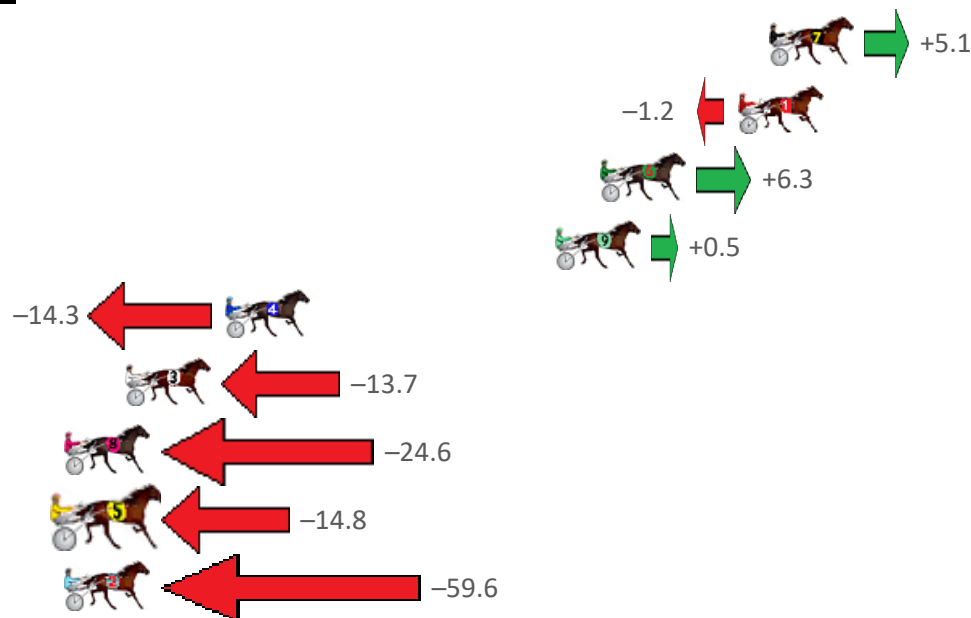
# Mildura Race 7 Distance 2190m

Friday, 14 July 2023

Gross Time: 2:44.30 MileRate: 2:00.80 LeadTime: 43.60s First Qtr: 31.30s Second Qtr: 31.00s Third Qtr: 28.50s Fourth Qtr: 29.90s

NoHorse	Plc	Mar	800 Posi	400 Posi	Time	3rd Qtr	4th Qtr
7 NEDS BEACH	1	0.0m	5.1m (0)	4.4m (0)	2:44.30	28.46s	29.58s
1 ABTRACTOR	2	1.2m	0.0m (0)	0.0m (0)	2:44.39	28.50s	29.99s
6 FLAME BLASTER	3	6.7m	13.0m (0)	12.7m (0)	2:44.82	28.50s	29.50s
9 ALWAYSBEALADY	4	8.5m	9.0m (0)	8.8m (0)	2:44.97	28.50s	29.93s
4 MACH BRILLIANCE	5	21.6m	7.3m (2)	3.6m (2)	2:45.99	28.24s	31.33s
3 DENZIL DEBRO	6	25.6m	11.9m (1)	15.3m (1)	2:46.31	28.77s	30.79s
8 KING SOLOMON	7	29.7m	5.1m (1)	8.7m (1)	2:46.63	28.77s	31.59s
5 ALEXIS ROCKET	8	31.7m	16.9m (1)	13.0m (2)	2:46.78	28.24s	31.44s
2 SPRING DELIGHT	9	60.7m	1.1m (1)	4.3m (1)	2:49.05	28.73s	34.34s

## Finish Position and metres gained from 800m



**PJ Harness Analyser**  
*Sectional Analysis Software – Not just a formguide!*

[www.facebook.com/PJHarnessRacing](https://www.facebook.com/PJHarnessRacing)



RISE Digital, Harness Racing Australia nor the provider accepts any responsibility for the completeness or accuracy of any of the information contained herein, and makes no representations about its suitability for any particular purpose. Users should make their own judgements about those matters and/or seek independent advice. You assume all risks associated with use of data provided on this page

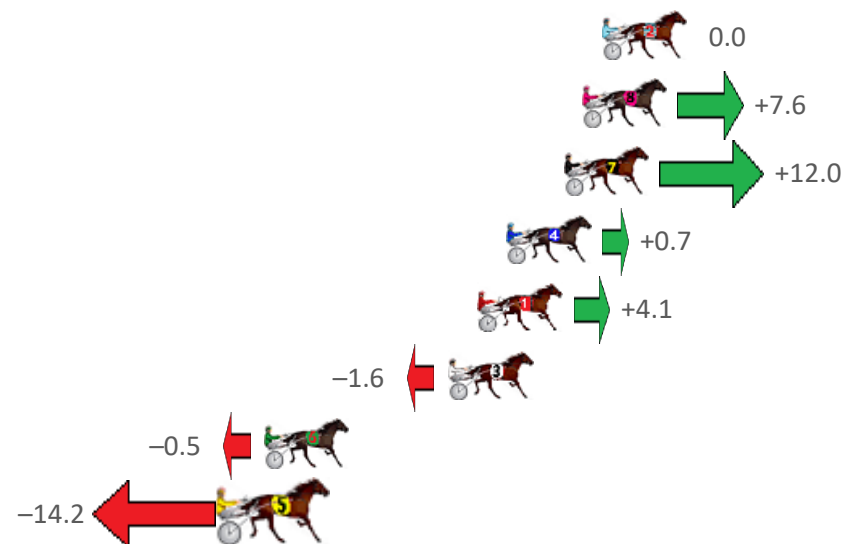
# Mildura Race 8 Distance 2190m

Friday, 14 July 2023

Gross Time: 2:42.70 MileRate: 1:59.60 LeadTime: 41.70s First Qtr: 32.30s Second Qtr: 30.70s Third Qtr: 28.70s Fourth Qtr: 29.30s

NoHorse	Plc	Mar	800 Posi	400 Posi	Time	3rd Qtr	4th Qtr
2 PLATINUM STRIDE	1	0.0m	0.0m (1)	0.0m (1)	2:42.70	28.70s	29.30s
8 LIP READER	2	0.8m	8.4m (1)	8.6m (1)	2:42.76	28.72s	28.74s
7 NATIONALDRAFT	3	1.5m	13.5m (0)	13.7m (0)	2:42.82	28.73s	28.43s
4 DENNIS	4	3.8m	4.5m (0)	5.1m (0)	2:42.99	28.75s	29.22s
1 URBADBOY	5	4.9m	9.0m (0)	9.3m (0)	2:43.08	28.73s	29.01s
3 STORMONT STAR	6	6.1m	4.5m (1)	4.4m (1)	2:43.17	28.70s	29.45s
6 ULTIMATE HUGHEY	7	13.4m	12.9m (1)	12.8m (1)	2:43.73	28.70s	29.41s
5 CUTTY SARK	8	14.8m	0.6m (0)	1.2m (0)	2:43.84	28.75s	30.35s

## Finish Position and metres gained from 800m



# PJ Harness Analyser

Sectional Analysis Software – Not just a formguide!

[www.facebook.com/PJHarnessRacing](http://www.facebook.com/PJHarnessRacing)



RISE Digital, Harness Racing Australia nor the provider accepts any responsibility for the completeness or accuracy of any of the information contained herein, and makes no representations about its suitability for any particular purpose. Users should make their own judgements about those matters and/or seek independent advice. You assume all risks associated with use of data provided on this page



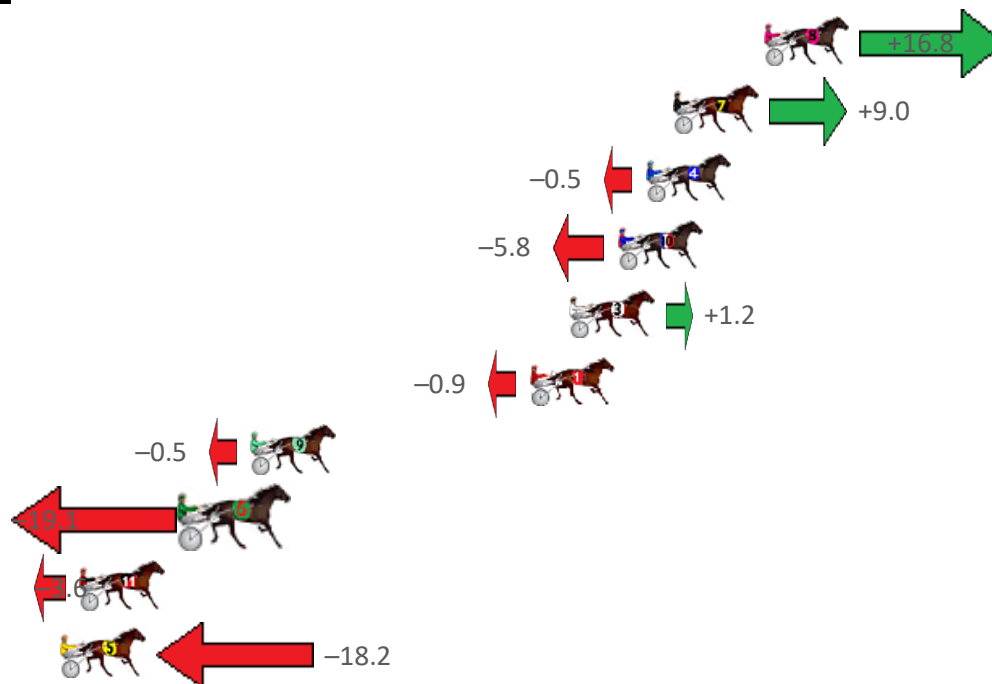
# Mildura Race 9 Distance 1790m

Friday, 14 July 2023

Gross Time: 2:13.30 MileRate: 1:59.80 LeadTime: 11.80s First Qtr: 29.40s Second Qtr: 30.70s Third Qtr: 31.00s Fourth Qtr: 30.40s

NoHorse	Plc	Mar	800 Posi	400 Posi	Time	3rd Qtr	4th Qtr
8 POWERSOFPERSUASI	1	0.0m	16.8m (0)	11.9m (2)	2:13.30	30.62s	29.50s
7 BEAUDACIOUS	2	3.6m	12.6m (0)	8.2m (2)	2:13.59	30.66s	30.06s
4 ROCKARIA	3	4.7m	4.2m (0)	3.7m (0)	2:13.67	30.96s	30.49s
10 HES ALL TORQUE	4	5.8m	0.0m (0)	0.0m (0)	2:13.76	31.00s	30.86s
3 LE SPARTACUS	5	7.7m	8.9m (1)	4.6m (1)	2:13.91	30.67s	30.66s
1 HIGHWAY WRITER	6	9.3m	8.4m (0)	7.9m (0)	2:14.04	30.96s	30.54s
9 SUNSHINE WARRIOR	7	20.4m	19.9m (1)	10.4m (1)	2:14.92	30.27s	31.23s
6 COURTNEY KATARIN	8	22.8m	3.7m (1)	0.7m (1)	2:15.11	30.77s	32.16s
11 DAYLIGHT	9	27.2m	23.6m (0)	23.5m (1)	2:15.46	30.99s	30.77s
5 ITZ BLACKJACK	10	33.7m	15.5m (1)	14.4m (3)	2:15.98	30.92s	31.99s

Finish Position and metres gained from 800m



## PJ Harness Analyser

Sectional Analysis Software – Not just a formguide!

[www.facebook.com/PJHarnessRacing](https://www.facebook.com/PJHarnessRacing)



RISE Digital, Harness Racing Australia nor the provider accepts any responsibility for the completeness or accuracy of any of the information contained herein, and makes no representations about its suitability for any particular purpose. Users should make their own judgements about those matters and/or seek independent advice. You assume all risks associated with use of data provided on this page

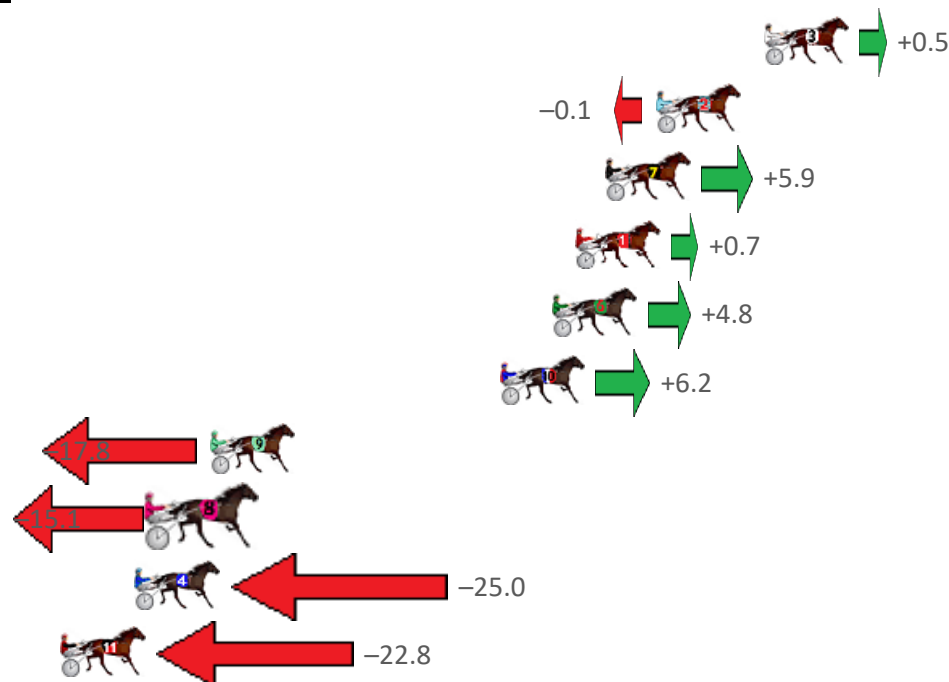
# Mildura Race 10 Distance 1790m

Friday, 14 July 2023

Gross Time: 2:14.40 MileRate: 2:00.90 LeadTime: 11.50s First Qtr: 30.30s Second Qtr: 31.30s Third Qtr: 30.40s Fourth Qtr: 30.90s

NoHorse	Plc	Mar	800 Posi	400 Posi	Time	3rd Qtr	4th Qtr
3 ITSALLABOUTNED	1	0.0m	0.5m (0)	0.0m (0)	2:14.40	30.36s	30.90s
2 SHARKBITE ALTO	2	4.3m	4.2m (0)	3.7m (0)	2:14.75	30.36s	30.97s
7 DALLAS NIKOLAY	3	6.3m	12.2m (0)	11.6m (0)	2:14.91	30.36s	30.53s
1 HIGHCHAIR	4	7.5m	8.2m (0)	7.9m (0)	2:15.01	30.38s	30.91s
6 OH SO EASY	5	8.4m	13.2m (1)	5.6m (2)	2:15.08	29.82s	31.15s
10 PUNTO CALIENTE	6	10.5m	16.7m (0)	15.1m (1)	2:15.25	30.29s	30.60s
9 VILLAGE LOVER	7	22.0m	4.2m (1)	6.7m (1)	2:16.18	30.59s	32.17s
8 OUR GRAND TORINO	8	24.1m	9.0m (1)	10.8m (2)	2:16.35	30.54s	32.02s
4 IMPETUOSO	9	25.0m	0.0m (1)	2.5m (1)	2:16.42	30.59s	32.73s
11 GIVE US A WINK	10	41.3m	18.5m (1)	20.9m (1)	2:17.74	30.59s	32.65s

## Finish Position and metres gained from 800m



**PJ Harness Analyser**  
Sectional Analysis Software – Not just a formguide!

[www.facebook.com/PJHarnessRacing](https://www.facebook.com/PJHarnessRacing)



RISE Digital, Harness Racing Australia nor the provider accepts any responsibility for the completeness or accuracy of any of the information contained herein, and makes no representations about its suitability for any particular purpose. Users should make their own judgements about those matters and/or seek independent advice. You assume all risks associated with use of data provided on this page

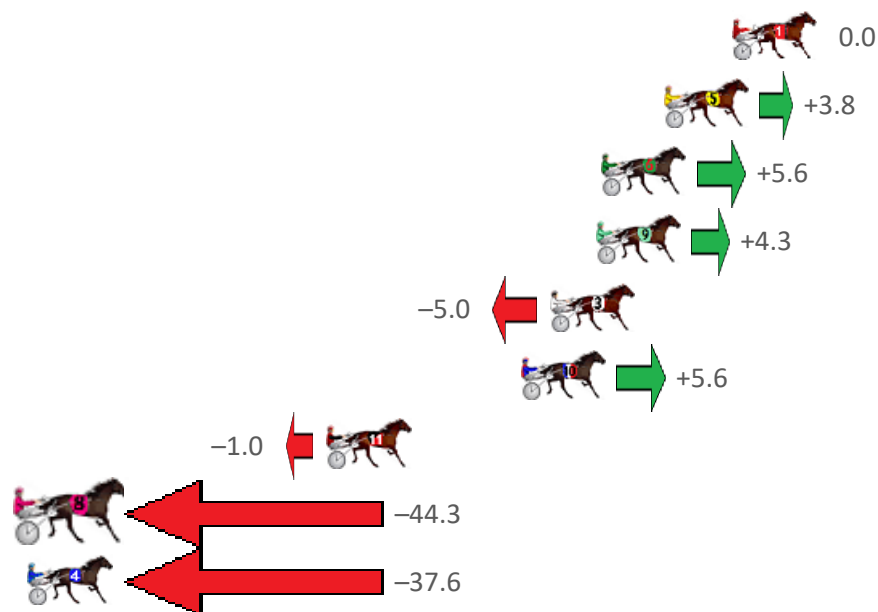
# Mildura Race 11 Distance 1790m

Friday, 14 July 2023

Gross Time: 2:14.80 MileRate: 2:01.20 LeadTime: 12.20s First Qtr: 30.30s Second Qtr: 31.50s Third Qtr: 29.90s Fourth Qtr: 30.90s

NoHorse	Plc	Mar	800 Posi	400 Posi	Time	3rd Qtr	4th Qtr
1 ROCKING WROXTON	1	0.0m	0.0m (0)	0.0m (0)	2:14.80	29.90s	30.90s
5 SHES MY LITTLE GEM	2	2.7m	6.5m (1)	6.8m (1)	2:15.02	29.93s	30.61s
6 GLITZY ALL OVER	3	5.2m	10.8m (1)	10.8m (1)	2:15.22	29.91s	30.51s
9 EGBERT	4	5.4m	9.7m (0)	14.3m (0)	2:15.24	30.26s	30.26s
3 STARTUP	5	7.2m	2.2m (1)	2.6m (1)	2:15.38	29.93s	31.29s
10 MUSTANG MAX	6	8.4m	14.0m (0)	18.5m (0)	2:15.48	30.26s	30.18s
11 HUNGRY HOGARTH	7	16.1m	15.1m (1)	13.0m (2)	2:16.10	29.76s	31.22s
8 ILLAWONG KIM	8	49.7m	5.4m (0)	10.1m (0)	2:18.82	30.26s	34.16s
4 FORTITUDO	9	89.3m	51.7m (0)	58.8m (0)	2:22.02	30.50s	33.68s

## Finish Position and metres gained from 800m



# PJ Harness Analyser

Sectional Analysis Software – Not just a formguide!

[www.facebook.com/PJHarnessRacing](https://www.facebook.com/PJHarnessRacing)



RISE Digital, Harness Racing Australia nor the provider accepts any responsibility for the completeness or accuracy of any of the information contained herein, and makes no representations about its suitability for any particular purpose. Users should make their own judgements about those matters and/or seek independent advice. You assume all risks associated with use of data provided on this page

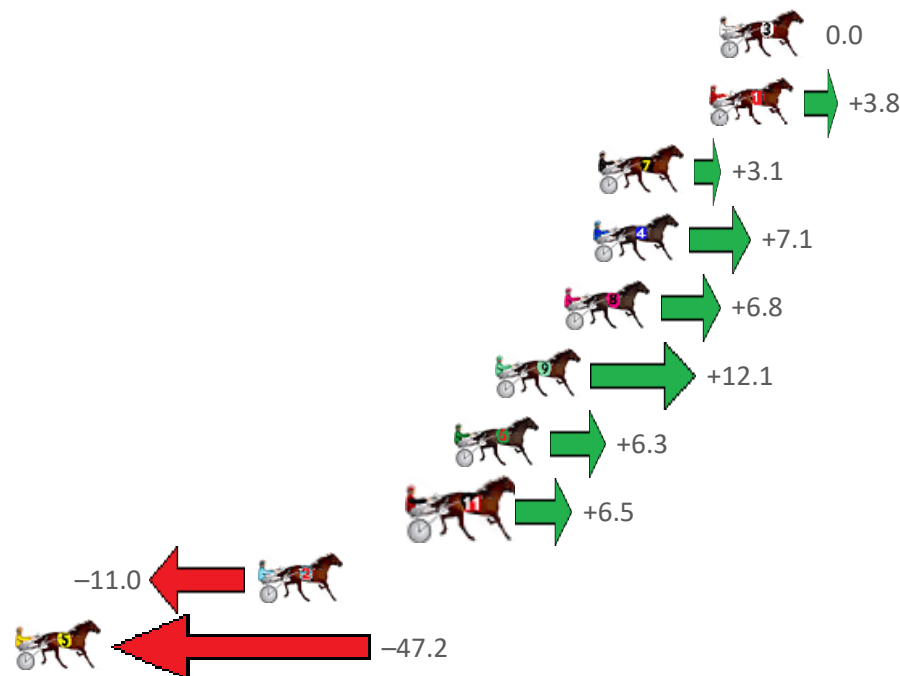
# Mildura Race 12 Distance 1790m

Friday, 14 July 2023

Gross Time: 2:14.80 MileRate: 2:01.20 LeadTime: 12.10s First Qtr: 29.30s Second Qtr: 31.60s Third Qtr: 30.70s Fourth Qtr: 31.10s

NoHorse	Plc	Mar	800 Posi	400 Posi	Time	3rd Qtr	4th Qtr
3 HEADBANGER	1	0.0m	0.0m (0)	0.0m (0)	2:14.80	30.70s	31.10s
1 SONNYS AMAZING	2	0.4m	4.2m (0)	0.9m (1)	2:14.83	30.45s	31.06s
7 ROBERT CROCKA	3	4.8m	7.9m (0)	4.7m (0)	2:15.19	30.46s	31.13s
4 STEAL SOME TIME	4	5.0m	12.1m (1)	1.9m (2)	2:15.21	29.92s	31.36s
8 DONTSHOWYOURAC	5	6.1m	12.9m (0)	10.4m (0)	2:15.30	30.52s	30.80s
9 RONZEL SONNY	6	8.9m	21.0m (1)	14.9m (2)	2:15.52	30.24s	30.68s
6 YOU LITTLE TERROR	7	10.5m	16.8m (1)	10.2m (2)	2:15.65	30.20s	31.17s
11 VIEIRA	8	11.9m	18.4m (0)	16.7m (0)	2:15.77	30.58s	30.79s
2 EDDEE	9	18.3m	7.3m (1)	10.8m (1)	2:16.29	30.97s	31.76s
5 MARTHA LAVINIA	10	50.4m	3.2m (1)	16.0m (1)	2:18.90	31.69s	33.97s

## Finish Position and metres gained from 800m



# PJ Harness Analyser

Sectional Analysis Software – Not just a formguide!

[www.facebook.com/PJHarnessRacing](http://www.facebook.com/PJHarnessRacing)



RISE Digital, Harness Racing Australia nor the provider accepts any responsibility for the completeness or accuracy of any of the information contained herein, and makes no representations about its suitability for any particular purpose. Users should make their own judgements about those matters and/or seek independent advice. You assume all risks associated with use of data provided on this page