

Mildura Race 2 Distance 2190m


Friday, 12 June 2026

Gross Time: 2:44.30 MileRate: 2:00.80 LeadTime: 43.00s First Qtr: 30.80s Second Qtr: 30.70s Third Qtr: 29.90s Fourth Qtr: 29.90s

DATA TABLE: 800 / 400 Posi's are position from leader and (how wide the horse was at that position)

NoHorse	Plc	Mar	800 Posi	400 Posi	Time	3rd Qtr	4th Qt
4 ONLY ONCE BITTEN	1	0.0m	0.0m (0)	0.0m (0)	2:44.30	29.90s	29.90s
7 SHES POPPY	2	5.4m	8.8m (0)	14.6m (0)	2:44.72	30.33s	29.22s
6 GIDGETT KAY	3	8.5m	10.0m (1)	5.0m (3)	2:44.97	29.53s	30.16s
5 CAULONIA BELLA	4	11.5m	5.6m (1)	5.6m (2)	2:45.20	29.90s	30.34s
1 DAYLIGHT	5	14.4m	4.4m (0)	7.2m (0)	2:45.43	30.11s	30.44s
3 THE DEVIL ROLLS ON	6	19.7m	14.2m (1)	10.0m (2)	2:45.84	29.59s	30.62s
8 SNEAKY PHILTRA	7	28.1m	1.6m (1)	4.2m (1)	2:46.50	30.09s	31.68s
2 DIAMOND KRUSHER	8	33.6m	13.2m (0)	15.8m (1)	2:46.93	30.09s	31.22s

Finish Position and metres gained



800

Visual positions in race at 2nd Quarter



400

Visual positions in race at 3rd Quarter



Mildura Race 3 Distance 2190m

Friday, 12 June 2026

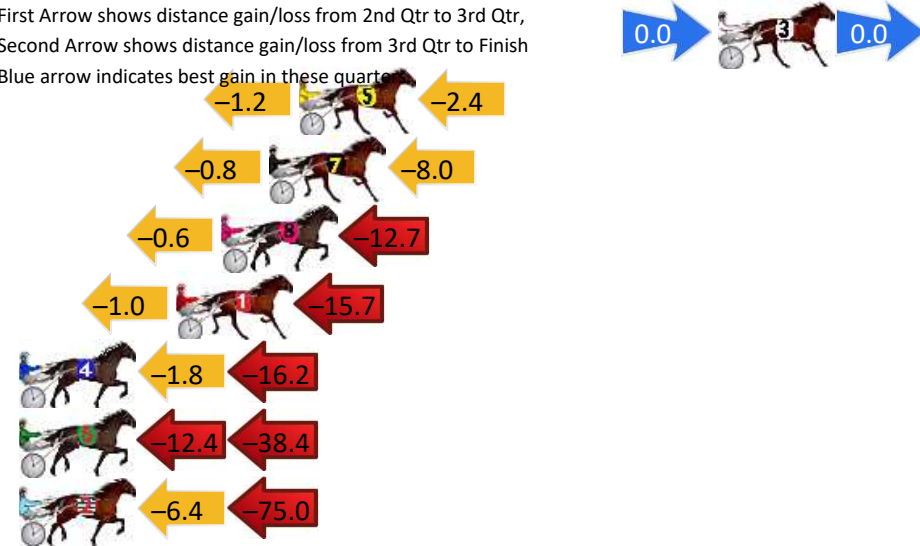
Gross Time: 2:41.30 MileRate: 1:58.50 LeadTime: 42.80s First Qtr: 30.50s Second Qtr: 30.10s Third Qtr: 29.10s Fourth Qtr: 28.80s

DATA TABLE: 800 / 400 Posi's are position from leader and (how wide the horse was at that position)

No	Horse	Plc	Mar	800 Posi	400 Posi	Time	3rd Qtr	4th Qt
3	RUGGARDS GEE TEE	1	0.0m	0.0m (0)	0.0m (0)	2:41.30	29.10s	28.80s
5	CAULONIA TERROR	2	16.8m	13.2m (0)	14.4m (1)	2:42.57	29.19s	28.97s
7	OZZIE DAYBREAK	3	18.0m	9.2m (0)	10.0m (0)	2:42.66	29.16s	29.37s
8	WATCH THE ATTITUDE	4	19.9m	6.6m (1)	7.2m (2)	2:42.80	29.15s	29.71s
1	ALWAYS ON SAFARI	5	21.7m	5.0m (0)	6.0m (0)	2:42.94	29.18s	29.92s
4	RED HOT MIKI	6	28.8m	10.8m (1)	12.6m (2)	2:43.48	29.24s	29.96s
6	FRENCH BEACH	7	68.4m	17.6m (0)	30.0m (0)	2:46.47	30.01s	31.55s
2	PRIDDY CARSON	8	84.0m	2.6m (1)	9.0m (1)	2:47.65	29.59s	34.17s

Finish Position and metres gained

First Arrow shows distance gain/loss from 2nd Qtr to 3rd Qtr, Second Arrow shows distance gain/loss from 3rd Qtr to Finish
Blue arrow indicates best gain in these quarters



800

Visual positions in race at 2nd Quarter



400

Visual positions in race at 3rd Quarter

Mildura Race 4 Distance 2190m

Friday, 12 June 2026


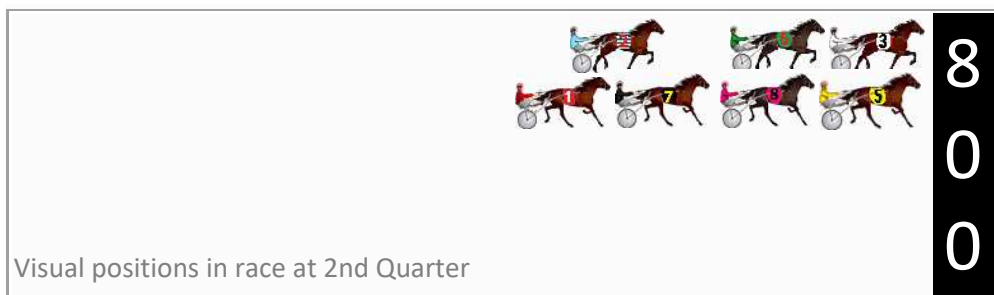

Gross Time: 2:38.90 MileRate: 1:56.70 LeadTime: 41.10s First Qtr: 29.90s Second Qtr: 29.50s Third Qtr: 29.00s Fourth Qtr: 29.40s

DATA TABLE: 800 / 400 Posi's are position from leader and (how wide the horse was at that position)

No	Horse	Plc	Mar	800 Posi	400 Posi	Time	3rd Qtr	4th Qt
3	ROYAL SAXON	1	0.0m	0.0m (0)	0.0m (0)	2:38.90	29.00s	29.40s
7	MAGGACIS	2	23.0m	8.6m (1)	10.8m (1)	2:40.67	29.15s	30.29s
1	GOOD BOOTS BINDI	3	38.8m	12.6m (1)	20.0m (3)	2:41.89	29.53s	30.77s
8	LOUIEVILLE	4	42.6m	4.4m (1)	17.2m (2)	2:42.18	29.92s	31.26s
6	AVOCA BLUES	5	58.0m	4.0m (0)	17.2m (0)	2:43.37	29.94s	32.38s
2	UNITED	6	62.7m	10.4m (0)	22.0m (1)	2:43.73	29.82s	32.37s
5	LITTLE WONDER	7	66.7m	0.4m (1)	17.6m (1)	2:44.04	30.22s	32.99s

Finish Position and metres gained

First Arrow shows distance gain/loss from 2nd Qtr to 3rd Qtr, Second Arrow shows distance gain/loss from 3rd Qtr to Finish
Blue arrow indicates best gain in these quarters



Mildura Race 5 Distance 2190m

Friday, 12 June 2026


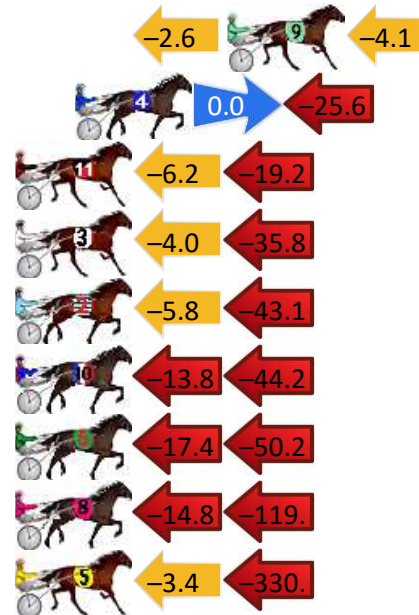

Gross Time: 2:46.70 MileRate: 2:02.50 LeadTime: 42.50s First Qtr: 31.40s Second Qtr: 31.60s Third Qtr: 30.70s Fourth Qtr: 30.50s

DATA TABLE: 800 / 400 Posi's are position from leader and (how wide the horse was at that position)

No	Horse	Plc	Mar	800 Posi	400 Posi	Time	3rd Qtr	4th Qt
1	WINSHEMAY	1	0.0m	6.6m (1)	7.0m (2)	2:46.70	30.73s	29.97s
7	SWEET LUCY LOU	2	1.1m	8.2m (0)	11.2m (1)	2:46.79	30.93s	29.73s
9	ELPINE WARRIOR	3	19.5m	12.8m (0)	15.4m (0)	2:48.26	30.90s	30.81s
4	CAPTAINMAYO	4	25.6m	0.0m (0)	0.0m (0)	2:48.74	30.71s	32.44s
11	LIVELY JOE	5	49.0m	23.6m (1)	29.8m (0)	2:50.61	31.18s	31.96s
3	SANTA CASA LEVI	6	50.6m	10.8m (1)	14.8m (2)	2:50.74	31.01s	33.21s
2	NO GOOD REASON	7	52.9m	4.0m (0)	9.8m (0)	2:50.92	31.15s	33.77s
10	MAXI ANGEL	8	77.6m	19.6m (1)	33.4m (2)	2:52.89	31.76s	33.85s
6	BRIEISBETTER	9	83.0m	15.4m (1)	32.8m (1)	2:53.33	32.04s	34.31s
8	STARZZZOF TERRY	10	136.9m	2.8m (1)	17.6m (1)	2:57.63	31.86s	39.55s
5	CRUEL MISTRESS	11	350.9m	16.8m (0)	20.2m (0)	3:14.71	31.04s	55.57s

Finish Position and metres gained

First Arrow shows distance gain/loss from 2nd Qtr to 3rd Qtr, Second Arrow shows distance gain/loss from 3rd Qtr to Finish. Blue arrow indicates best gain in these quarters.



800

Visual positions in race at 2nd Quarter



400

Visual positions in race at 3rd Quarter



Mildura Race 6 Distance 1790m


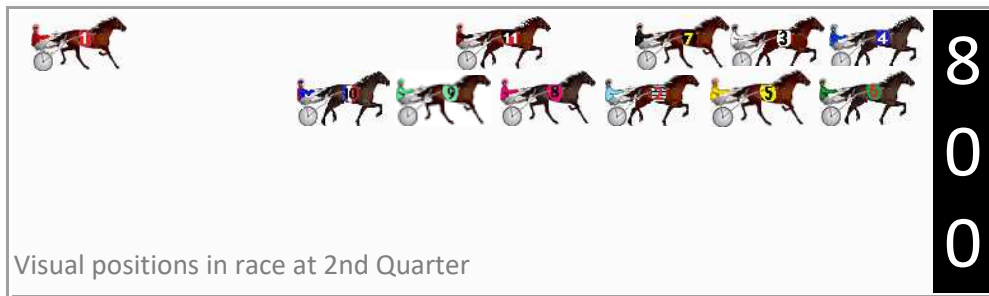
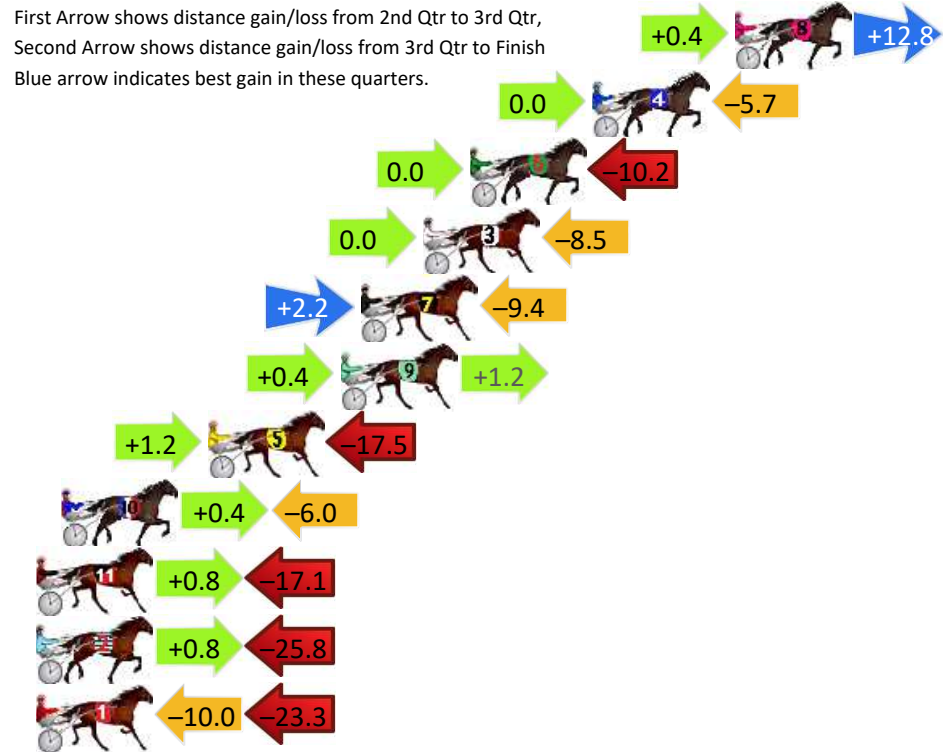
Friday, 12 June 2026

Gross Time: 2:13.60 MileRate: 2:00.10 LeadTime: 11.80s First Qtr: 31.40s Second Qtr: 31.30s Third Qtr: 29.50s Fourth Qtr: 29.60s

DATA TABLE: 800 / 400 Posi's are position from leader and (how wide the horse was at that position)

No	Horse	Plc	Mar	800 Posi	400 Posi	Time	3rd Qtr	4th Qt
8	G B BRAVE	1	0.0m	13.2m (1)	12.8m (2)	2:13.60	29.47s	28.66s
4	RUBBLEONTHE DOUBLE	2	5.7m	0.0m (0)	0.0m (0)	2:14.04	29.50s	30.02s
6	ROCKNROLL LENNY	3	10.6m	0.4m (1)	0.4m (1)	2:14.42	29.50s	30.35s
3	ROJENBYE	4	12.5m	4.0m (0)	4.0m (0)	2:14.57	29.50s	30.23s
7	CHEERS POVERTY	5	15.0m	7.8m (0)	5.6m (1)	2:14.76	29.34s	30.29s
9	LOSEASHOE	6	15.8m	17.4m (1)	17.0m (1)	2:14.83	29.47s	29.51s
5	STARVIN MARVIN	7	21.1m	4.8m (1)	3.6m (2)	2:15.24	29.41s	30.89s
10	CALF PEN	8	27.0m	21.4m (1)	21.0m (1)	2:15.69	29.47s	30.04s
11	FLAME BLASTER	9	31.3m	15.0m (0)	14.2m (0)	2:16.03	29.44s	30.86s
2	NOWORRIESMOZZ	10	34.0m	9.0m (1)	8.2m (2)	2:16.24	29.44s	31.50s
1	OUR MASTER PLAY	11	83.3m	50.0m (0)	60.0m (0)	2:20.06	30.23s	31.31s

Finish Position and metres gained



Mildura Race 7 Distance 1790m

Friday, 12 June 2026

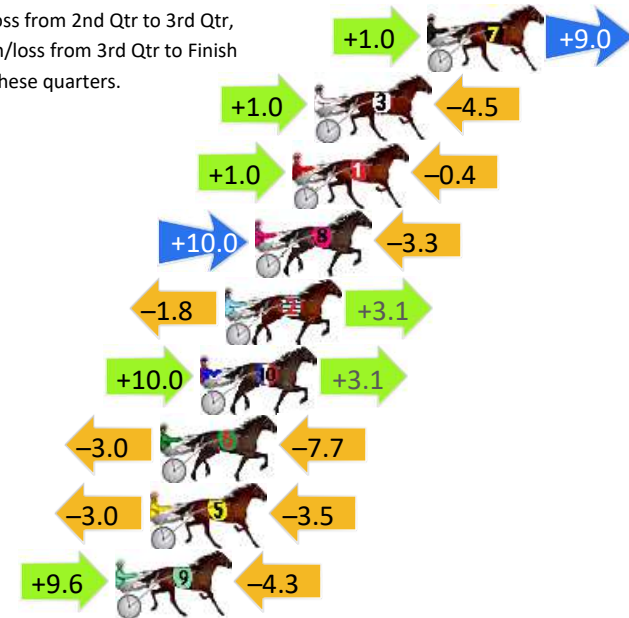
Gross Time: 2:10.00 MileRate: 1:56.90 LeadTime: 11.90s First Qtr: 29.40s Second Qtr: 29.70s Third Qtr: 29.30s Fourth Qtr: 29.70s

DATA TABLE: 800 / 400 Posi's are position from leader and (how wide the horse was at that position)

No	Horse	Plc	Mar	800 Posi	400 Posi	Time	3rd Qtr	4th Qt
7	TOUGH AINT ENOUGH	1	0.0m	10.0m (0)	9.0m (0)	2:10.00	29.23s	29.04s
3	LETSGO BIG GIRL	2	4.5m	1.0m (0)	0.0m (0)	2:10.35	29.22s	30.03s
1	NEVS DREAM	3	5.4m	6.0m (0)	5.0m (0)	2:10.42	29.23s	29.73s
8	MY ULTIMATE JIMMY	4	6.9m	13.6m (1)	3.6m (2)	2:10.54	28.56s	29.94s
2	RIO ROCK	5	8.1m	9.4m (1)	11.2m (1)	2:10.63	29.43s	29.47s
10	HEZA PUNK ROCKER	6	9.1m	22.2m (1)	12.2m (3)	2:10.71	28.57s	29.47s
6	DALLAS MIKI	7	10.7m	0.0m (1)	3.0m (1)	2:10.83	29.52s	30.27s
5	BIZZNESS CLASS	8	11.1m	4.6m (1)	7.6m (2)	2:10.86	29.52s	29.96s
9	POWERSOFPERSUASION	9	12.5m	17.8m (1)	8.2m (3)	2:10.97	28.59s	30.02s

Finish Position and metres gained

First Arrow shows distance gain/loss from 2nd Qtr to 3rd Qtr, Second Arrow shows distance gain/loss from 3rd Qtr to Finish
Blue arrow indicates best gain in these quarters.



Visual positions in race at 2nd Quarter



Visual positions in race at 3rd Quarter

