

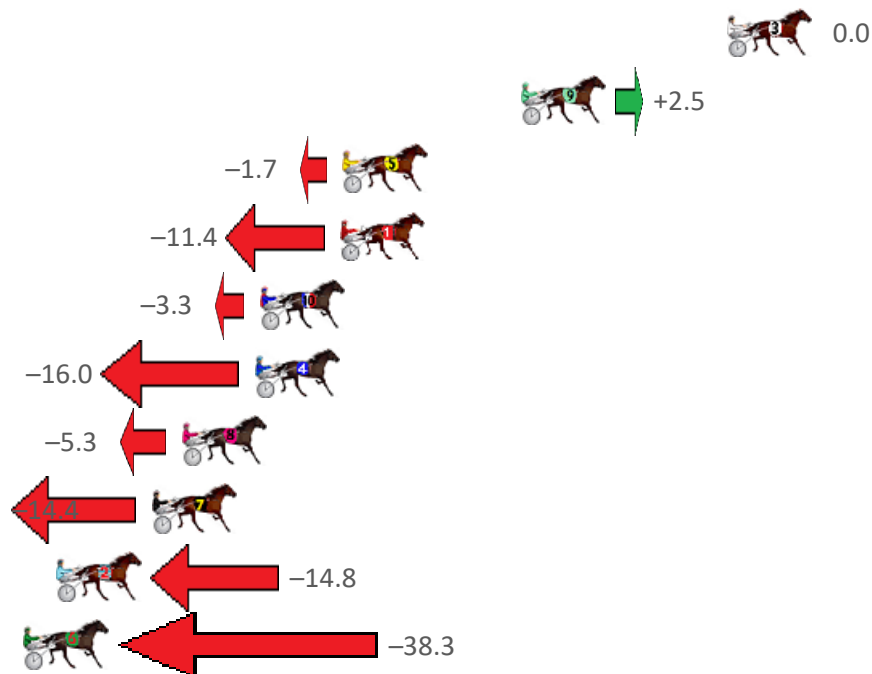
# Mildura Race 1 Distance 2190m

Tuesday, 9 January 2024

Gross Time: 2:46.80 MileRate: 2:02.60 LeadTime: 44.10s First Qtr: 33.10s Second Qtr: 32.20s Third Qtr: 28.50s Fourth Qtr: 28.90s

NoHorse	Plc	Mar	800 Posi	400 Posi	Time	3rd Qtr	4th Qtr
3 WONDERFORCE	1	0.0m	0.0m (0)	0.0m (0)	2:46.80	28.50s	28.90s
9 OUR ART CHRISTIAN	2	8.2m	10.7m (2)	0.5m (1)	2:47.42	27.77s	29.49s
5 CHOGI	3	15.3m	13.6m (0)	15.7m (0)	2:47.96	28.66s	28.94s
1 ANOTHER SPARKY	4	15.4m	4.0m (0)	5.1m (0)	2:47.97	28.58s	29.71s
10 MACH HU	5	18.6m	15.3m (2)	3.4m (2)	2:48.21	27.66s	30.07s
4 DAYLIGHT	6	18.8m	2.8m (1)	8.9m (1)	2:48.23	28.93s	29.69s
8 SUNSHINE WARRIOR	7	21.7m	16.4m (1)	19.6m (0)	2:48.45	28.74s	29.15s
7 STARTUP	8	22.9m	8.5m (0)	10.7m (0)	2:48.54	28.66s	29.88s
2 ULTIMATE TROUBLE	9	26.7m	11.9m (1)	19.5m (1)	2:48.83	29.05s	29.53s
6 SHALLOW POCKETS	10	45.6m	7.3m (1)	14.5m (1)	2:50.26	29.01s	31.33s

Finish Position and metres gained from 800m



## PJ Harness Analyser

Sectional Analysis Software – Not just a formguide!

[www.facebook.com/PJHarnessRacing](http://www.facebook.com/PJHarnessRacing)



RISE Digital, Harness Racing Australia nor the provider accepts any responsibility for the completeness or accuracy of any of the information contained herein, and makes no representations about its suitability for any particular purpose. Users should make their own judgements about those matters and/or seek independent advice. You assume all risks associated with use of data provided on this page

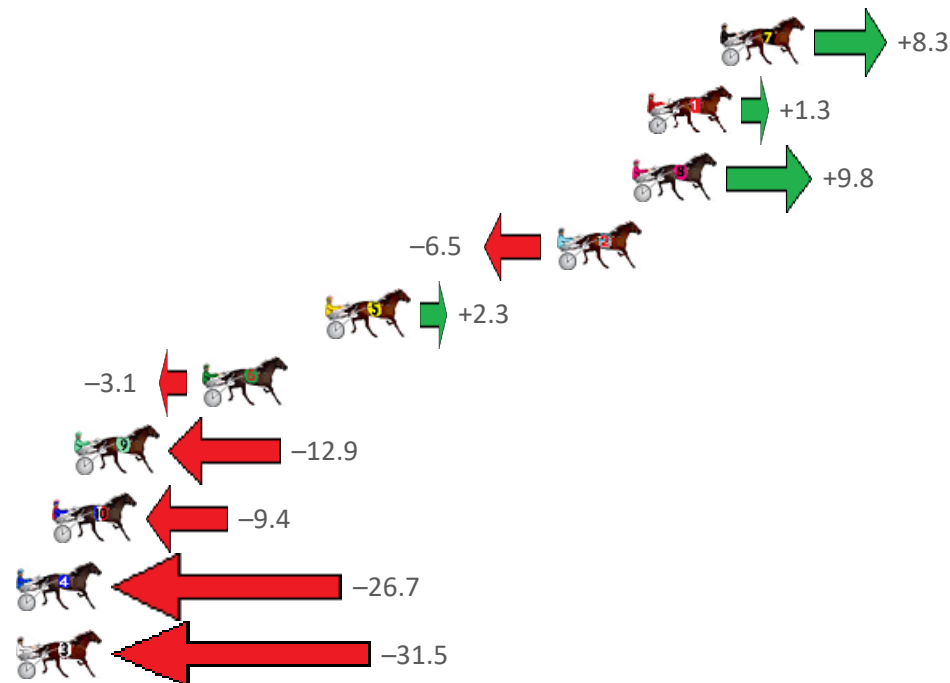
# Mildura Race 2 Distance 2190m

Tuesday, 9 January 2024

Gross Time: 2:42.10 MileRate: 1:59.10 LeadTime: 42.00s First Qtr: 31.30s Second Qtr: 30.10s Third Qtr: 29.00s Fourth Qtr: 29.70s

NoHorse	Plc	Mar	800 Posi	400 Posi	Time	3rd Qtr	4th Qtr
7 MAJESTIC SUE	1	0.0m	8.3m (0)	8.2m (0)	2:42.10	29.00s	29.10s
1 HES A MODERN BOY	2	2.9m	4.2m (0)	3.8m (0)	2:42.33	28.98s	29.65s
8 WHITE STAR VILLAGE	3	3.5m	13.3m (0)	12.6m (0)	2:42.37	28.96s	29.05s
2 ORAMA	4	6.5m	0.0m (0)	0.0m (0)	2:42.61	29.00s	30.21s
5 SOUTHPAW SLUGGE	5	15.7m	18.0m (2)	3.1m (2)	2:43.32	27.92s	30.70s
6 DAYSIE BROWN	6	20.6m	17.5m (0)	19.0m (2)	2:43.70	29.12s	29.92s
9 THEBESTISYETOCO	7	25.7m	12.8m (1)	18.5m (1)	2:44.10	29.43s	30.35s
10 HEADBANGER	8	26.6m	17.2m (1)	12.1m (2)	2:44.17	28.64s	30.89s
4 TACT TORY	9	28.9m	2.2m (1)	5.4m (1)	2:44.35	29.23s	31.56s
3 HALF MOON BEACH	10	39.3m	7.8m (1)	13.1m (1)	2:45.16	29.39s	31.81s

## Finish Position and metres gained from 800m



# PJ Harness Analyser

Sectional Analysis Software – Not just a formguide!

[www.facebook.com/PJHarnessRacing](https://www.facebook.com/PJHarnessRacing)



RISE Digital, Harness Racing Australia nor the provider accepts any responsibility for the completeness or accuracy of any of the information contained herein, and makes no representations about its suitability for any particular purpose. Users should make their own judgements about those matters and/or seek independent advice. You assume all risks associated with use of data provided on this page

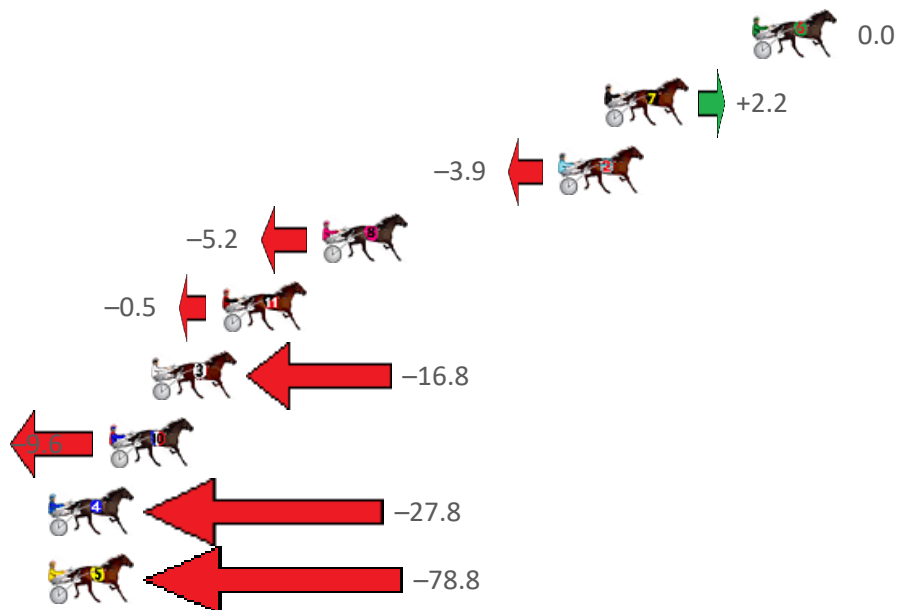
# Mildura Race 3 Distance 1790m

Tuesday, 9 January 2024

Gross Time: 2:13.50 MileRate: 2:00.10 LeadTime: 12.40s First Qtr: 30.70s Second Qtr: 32.20s Third Qtr: 29.70s Fourth Qtr: 28.50s

NoHorse	Plc	Mar	800 Posi	400 Posi	Time	3rd Qtr	4th Qtr
6 PET KITTY	1	0.0m	0.0m (0)	0.0m (0)	2:13.50	29.70s	28.50s
7 HUNGRY HOGARTH	2	5.9m	8.1m (0)	8.9m (0)	2:13.94	29.74s	28.30s
2 ELIZABETHAN ERA	3	7.7m	3.8m (0)	3.9m (0)	2:14.08	29.70s	28.80s
8 LILBITAHENRYTEE	4	17.1m	11.9m (1)	11.0m (1)	2:14.78	29.61s	28.99s
11 SOCIAL WRITER	5	21.1m	20.6m (1)	14.2m (2)	2:15.08	29.20s	29.06s
3 OUTA CONTROL	6	23.9m	7.1m (1)	6.4m (2)	2:15.29	29.64s	29.82s
10 ROBERT CROCKA	7	25.6m	16.0m (1)	10.3m (2)	2:15.42	29.26s	29.67s
4 STONEBRIDGE STAR	8	30.0m	2.2m (1)	4.3m (1)	2:15.75	29.85s	30.43s
5 STEAL SOME TIME	9	196.1m	117.3m (0)	129.4m (0)	2:28.18	30.40s	33.82s

Finish Position and metres gained from 800m



**PJ Harness Analyser**  
Sectional Analysis Software – Not just a formguide!

[www.facebook.com/PJHarnessRacing](https://www.facebook.com/PJHarnessRacing)



RISE Digital, Harness Racing Australia nor the provider accepts any responsibility for the completeness or accuracy of any of the information contained herein, and makes no representations about its suitability for any particular purpose. Users should make their own judgements about those matters and/or seek independent advice. You assume all risks associated with use of data provided on this page

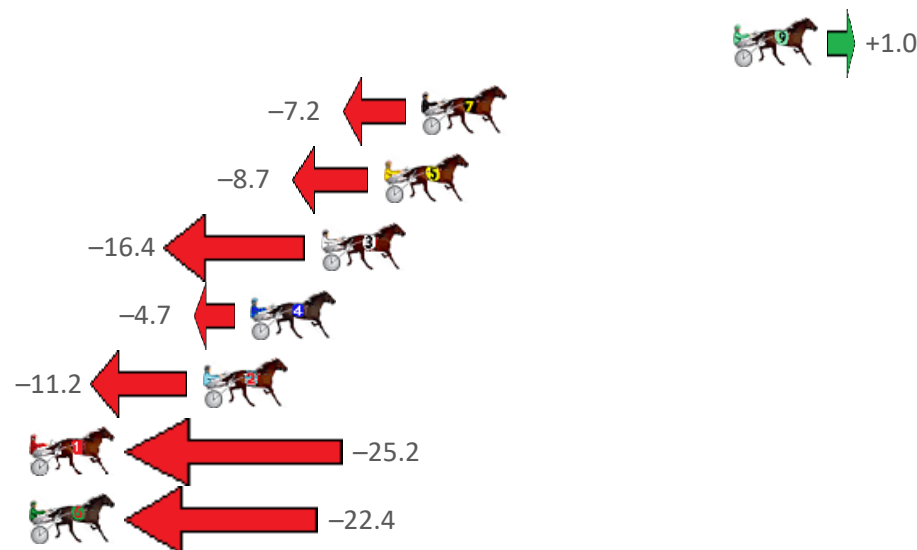
# Mildura Race 4 Distance 1790m

Tuesday, 9 January 2024

Gross Time: 2:15.50 MileRate: 2:01.80 LeadTime: 12.10s First Qtr: 30.40s Second Qtr: 33.50s Third Qtr: 31.00s Fourth Qtr: 28.50s

NoHorse	Plc	Mar	800 Posi	400 Posi	Time	3rd Qtr	4th Qtr
9 ZLATO	1	0.0m	1.0m (1)	0.0m (0)	2:15.50	30.92s	28.50s
7 RIVERGUM COUNT	2	12.4m	5.2m (1)	4.8m (1)	2:16.43	30.95s	29.08s
5 LOUIEVILLE	3	13.9m	5.2m (0)	9.6m (1)	2:16.54	31.31s	28.83s
3 FLEXI BET	4	16.4m	0.0m (0)	5.4m (0)	2:16.73	31.40s	29.33s
4 COTTON CANDY MA	5	19.2m	14.5m (0)	21.1m (0)	2:16.94	31.44s	28.38s
2 MISS POPPYS FRIEND	6	21.1m	9.9m (0)	13.5m (0)	2:17.08	31.24s	29.08s
1 DRUNKEN MISTAKES	7	35.6m	10.4m (1)	15.0m (1)	2:18.16	31.31s	30.05s
6 BILUM	8	36.9m	14.5m (1)	19.9m (1)	2:18.26	31.35s	29.79s

Finish Position and metres gained from 800m







## Harness Analyser

Sectional Analysis Software – Not just a formguide!

[www.facebook.com/PJHarnessRacing](http://www.facebook.com/PJHarnessRacing)



RISE Digital, Harness Racing Australia nor the provider accepts any responsibility for the completeness or accuracy of any of the information contained herein, and makes no representations about its suitability for any particular purpose. Users should make their own judgements about those matters and/or seek independent advice. You assume all risks associated with use of data provided on this page

# Mildura Race 5 Distance 2190m

Tuesday, 9 January 2024


Gross Time: 2:41.50 MileRate: 1:58.70 LeadTime: 42.70s First Qtr: 30.50s Second Qtr: 30.40s Third Qtr: 28.90s Fourth Qtr: 29.00s

NoHorse	Plc	Mar	800 Posi	400 Posi	Time	3rd Qtr	4th Qtr
11 BETA THAN LOVE	1	0.0m	0.0m (0)	0.0m (0)	2:41.50	28.90s	29.00s

Finish Position and metres gained from 800m



8 IM BLINGIN IT	2	20.1m	0.8m (1)	2.1m (1)	2:43.03	28.99s	30.38s
9 EASTBRO JESSE	3	23.7m	4.7m (1)	6.6m (1)	2:43.30	29.03s	30.33s
6 HEART OF COOPER	4	24.5m	12.8m (1)	12.8m (2)	2:43.36	28.90s	29.94s
10 ONLY ONCE BITTEN	5	24.5m	17.3m (0)	16.4m (0)	2:43.36	28.84s	29.68s
4 SHADOW TERROR	6	25.3m	4.5m (0)	4.5m (0)	2:43.43	28.90s	30.61s
2 JUST BURNFORU	7	27.8m	8.9m (0)	10.3m (0)	2:43.62	29.00s	30.38s
1 A ROCKNROLL JET	8	30.5m	13.4m (0)	14.9m (1)	2:43.82	29.01s	30.25s
3 ROSE NOIRE	9	31.7m	8.4m (1)	10.7m (1)	2:43.91	29.07s	30.64s
5 COCO BEACH	10	38.1m	17.3m (1)	18.8m (1)	2:44.40	29.01s	30.55s



## PJ Harness Analyser

Sectional Analysis Software – Not just a formguide!

[www.facebook.com/PJHarnessRacing](https://www.facebook.com/PJHarnessRacing)



RISE Digital, Harness Racing Australia nor the provider accepts any responsibility for the completeness or accuracy of any of the information contained herein, and makes no representations about its suitability for any particular purpose. Users should make their own judgements about those matters and/or seek independent advice. You assume all risks associated with use of data provided on this page

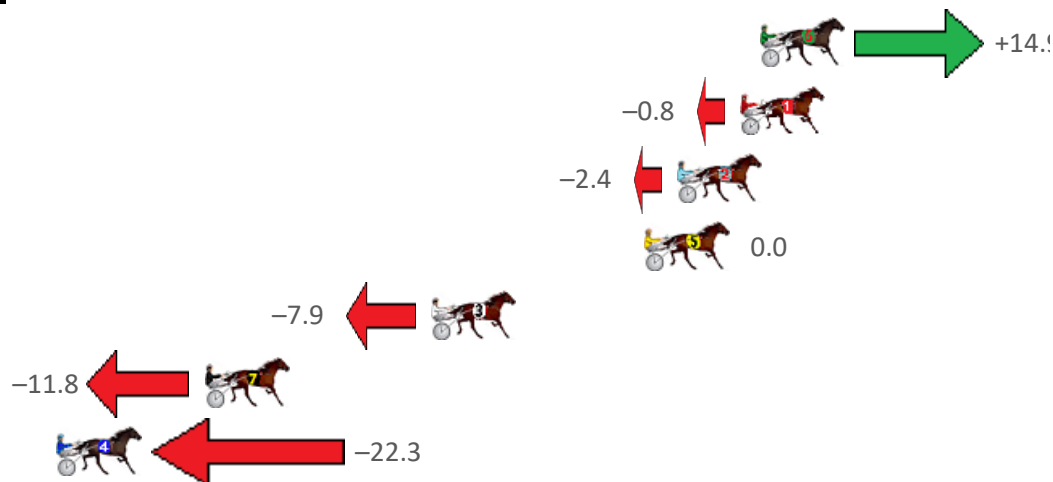
# Mildura Race 6 Distance 1790m

Tuesday, 9 January 2024

Gross Time: 2:10.00 MileRate: 1:56.90 LeadTime: 12.00s First Qtr: 29.00s Second Qtr: 31.40s Third Qtr: 28.10s Fourth Qtr: 29.50s

NoHorse	Plc	Mar	800 Posi	400 Posi	Time	3rd Qtr	4th Qtr
6 SAHARA TIGER	1	0.0m	14.9m (0)	15.2m (0)	2:10.00	28.15s	28.41s
1 BET ON THE TIGER	2	0.8m	0.0m (0)	0.1m (0)	2:10.06	28.11s	29.55s
2 JAXON BEACH	3	3.3m	0.9m (1)	0.0m (1)	2:10.26	28.04s	29.76s
5 BLUE CHIP DELIGHT	4	4.6m	4.6m (0)	5.7m (0)	2:10.36	28.19s	29.45s
3 CAULONIA TERROR	5	13.1m	5.2m (1)	7.8m (1)	2:11.01	28.30s	29.95s
7 IDEAL PACE	6	22.1m	10.3m (0)	9.9m (0)	2:11.71	28.09s	30.50s
4 RIO ROCK	7	73.8m	51.5m (0)	48.7m (0)	2:15.71	27.99s	31.72s

Finish Position and metres gained from 800m



## PJ Harness Analyser

Sectional Analysis Software - Not just a formguide!

[www.facebook.com/PJHarnessRacing](https://www.facebook.com/PJHarnessRacing)



RISE Digital, Harness Racing Australia nor the provider accepts any responsibility for the completeness or accuracy of any of the information contained herein, and makes no representations about its suitability for any particular purpose. Users should make their own judgements about those matters and/or seek independent advice. You assume all risks associated with use of data provided on this page

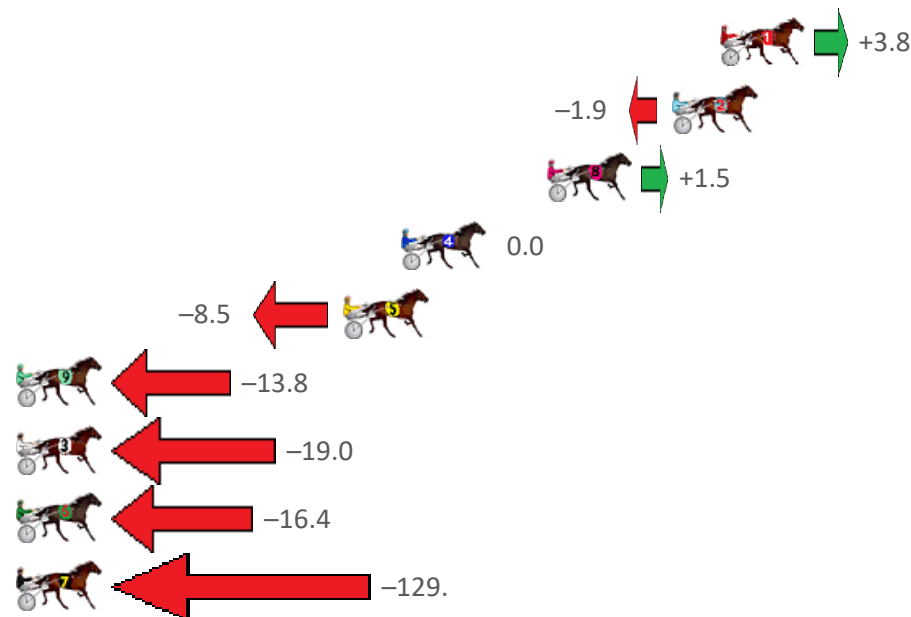
# Mildura Race 7 Distance 1790m

Tuesday, 9 January 2024

Gross Time: 2:13.20 MileRate: 1:59.80 LeadTime: 12.10s First Qtr: 31.90s Second Qtr: 31.10s Third Qtr: 29.70s Fourth Qtr: 28.40s

NoHorse	Plc	Mar	800 Posi	400 Posi	Time	3rd Qtr	4th Qtr
1 MARTHA LAVINIA	1	0.0m	3.8m (0)	4.4m (0)	2:13.20	29.74s	28.08s
2 BRUISED EGO	2	1.9m	0.0m (0)	0.0m (0)	2:13.34	29.70s	28.54s
8 IM ALRIGHT JACK	3	6.9m	8.4m (0)	9.4m (0)	2:13.71	29.76s	28.23s
4 IM STUCK MAN	4	12.7m	12.7m (0)	14.4m (0)	2:14.15	29.80s	28.31s
5 HAWAIIANBEACH	5	15.0m	6.5m (1)	7.7m (1)	2:14.32	29.77s	28.97s
9 SPRING DELIGHT	6	29.2m	15.4m (1)	17.1m (1)	2:15.38	29.79s	29.35s
3 ROJENBYE	7	30.1m	11.1m (1)	12.6m (1)	2:15.45	29.79s	29.73s
6 TACT FERGIE	8	37.0m	20.6m (0)	18.6m (0)	2:15.96	29.52s	29.82s
7 CLYMENUS	9	132.4m	2.7m (1)	3.2m (1)	2:23.08	29.73s	38.05s

## Finish Position and metres gained from 800m



# PJ Harness Analyser

Sectional Analysis Software - Not just a formguide!

[www.facebook.com/PJHarnessRacing](http://www.facebook.com/PJHarnessRacing)



RISE Digital, Harness Racing Australia nor the provider accepts any responsibility for the completeness or accuracy of any of the information contained herein, and makes no representations about its suitability for any particular purpose. Users should make their own judgements about those matters and/or seek independent advice. You assume all risks associated with use of data provided on this page



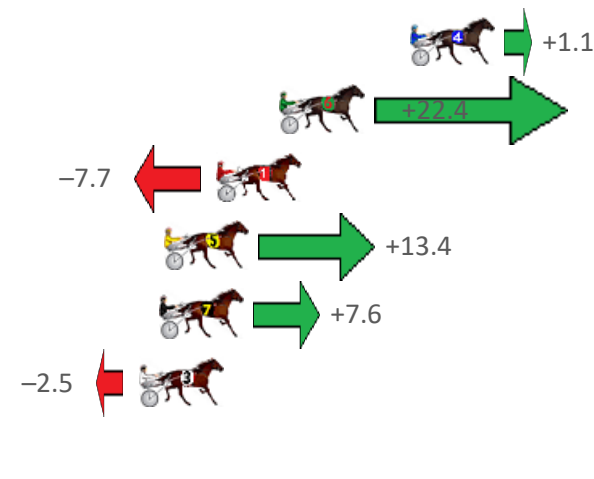
# Mildura Race 8 Distance 2190m

Tuesday, 9 January 2024

Gross Time: 2:41.70 MileRate: 1:58.90 LeadTime: 40.10s First Qtr: 31.50s Second Qtr: 30.60s Third Qtr: 29.20s Fourth Qtr: 30.30s

NoHorse	Plc	Mar	800 Posi	400 Posi	Time	3rd Qtr	4th Qtr
4 MODERN GINGER	1	0.0m	1.1m (1)	0.0m (1)	2:41.70	29.12s	30.30s
6 LINXX	2	5.2m	27.6m (1)	6.6m (0)	2:42.11	27.69s	30.22s
1 CUTTY SARK	3	7.7m	0.0m (0)	0.1m (0)	2:42.31	29.21s	30.90s
5 THOMAS HEIGHTS	4	9.8m	23.2m (1)	11.1m (1)	2:42.48	28.34s	30.26s
7 OZZIE PLAYBOY	5	10.0m	17.6m (1)	12.2m (3)	2:42.49	28.82s	30.19s
3 GOODTIME MADDIE	6	10.8m	8.3m (1)	6.2m (1)	2:42.56	29.06s	30.70s
2 ALADDIN	7	22.7m	13.2m (1)	9.1m (2)	2:43.50	28.91s	31.43s

## Finish Position and metres gained from 800m







# PJ Harness Analyser

Sectional Analysis Software – Not just a formguide!

[www.facebook.com/PJHarnessRacing](http://www.facebook.com/PJHarnessRacing)



RISE Digital, Harness Racing Australia nor the provider accepts any responsibility for the completeness or accuracy of any of the information contained herein, and makes no representations about its suitability for any particular purpose. Users should make their own judgements about those matters and/or seek independent advice. You assume all risks associated with use of data provided on this page



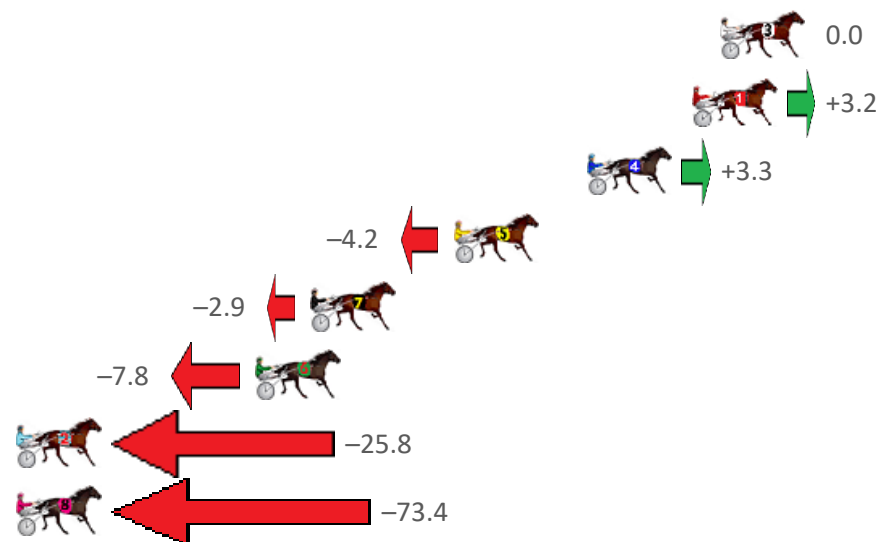
# Mildura Race 9 Distance 1790m

Tuesday, 9 January 2024

Gross Time: 2:15.40 MileRate: 2:01.70 LeadTime: 12.00s First Qtr: 32.00s Second Qtr: 32.20s Third Qtr: 30.10s Fourth Qtr: 29.10s

NoHorse	Plc	Mar	800 Posi	400 Posi	Time	3rd Qtr	4th Qtr
3 SIR VINCENT	1	0.0m	0.0m (0)	0.0m (0)	2:15.40	30.10s	29.10s
1 LETSGO MATILDA	2	1.1m	4.3m (0)	4.1m (0)	2:15.48	30.08s	28.88s
4 MISS BALLYMENA	3	5.3m	8.6m (0)	7.6m (0)	2:15.80	30.02s	28.94s
5 SHES MY LITTLE GEM	4	10.6m	6.4m (1)	3.9m (2)	2:16.21	29.90s	29.63s
7 PODIUM PANTS	5	16.3m	13.4m (0)	8.1m (1)	2:16.64	29.69s	29.75s
6 SHIREEN	6	18.5m	10.7m (1)	7.9m (2)	2:16.81	29.88s	29.93s
2 BETTOR YOU BET	7	28.5m	2.7m (1)	3.7m (1)	2:17.58	30.17s	31.00s
8 OPAL CROWN	8	179.8m	106.4m (0)	119.1m (0)	2:29.13	30.90s	34.07s

## Finish Position and metres gained from 800m



**PJ Harness Analyser**  
Sectional Analysis Software – Not just a formguide!

[www.facebook.com/PJHarnessRacing](http://www.facebook.com/PJHarnessRacing)



RISE Digital, Harness Racing Australia nor the provider accepts any responsibility for the completeness or accuracy of any of the information contained herein, and makes no representations about its suitability for any particular purpose. Users should make their own judgements about those matters and/or seek independent advice. You assume all risks associated with use of data provided on this page


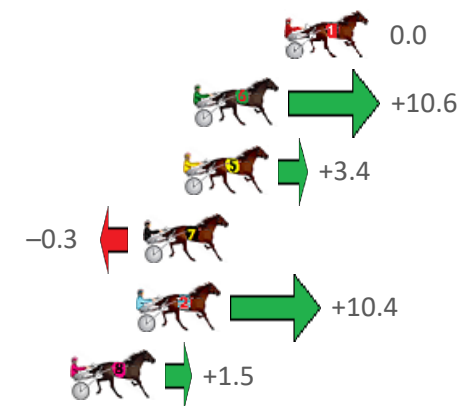
# Mildura Race 10 Distance 2190m

Tuesday, 9 January 2024

Gross Time: 2:49.60 MileRate: 2:04.60 LeadTime: 43.50s First Qtr: 32.80s Second Qtr: 32.10s Third Qtr: 30.60s Fourth Qtr: 30.60s

NoHorse	Plc	Mar	800 Posi	400 Posi	Time	3rd Qtr	4th Qtr
1 TRIGGER	1	0.0m	0.0m (0)	0.0m (0)	2:49.60	30.60s	30.60s
6 NO EMOTION	2	3.6m	14.2m (0)	13.2m (0)	2:49.89	30.52s	29.89s
5 MUSTANG MAX	3	4.0m	7.4m (1)	2.5m (1)	2:49.92	30.23s	30.73s
7 GLENS OF TEKOA	4	5.6m	5.3m (0)	4.5m (0)	2:50.05	30.54s	30.71s
2 ART OF EVIL	5	5.9m	16.3m (1)	7.2m (2)	2:50.07	29.90s	30.53s
8 AUCKLAND LASS	6	8.5m	10.0m (0)	9.5m (0)	2:50.28	30.56s	30.56s
4 NIGHT SAFARI	7	46.4m	3.2m (1)	6.2m (1)	2:53.32	30.83s	33.84s
3 PRIORITY BETTING	8	56.7m	11.6m (1)	10.9m (1)	2:54.14	30.55s	34.31s
9 DEVIL OF A SMILE	9	118.7m	20.5m (1)	11.4m (2)	2:59.10	29.90s	39.24s

## Finish Position and metres gained from 800m



**PJ Harness Analyser**

Sectional Analysis Software – Not just a formguide!

[www.facebook.com/PJHarnessRacing](http://www.facebook.com/PJHarnessRacing)



RISE Digital, Harness Racing Australia nor the provider accepts any responsibility for the completeness or accuracy of any of the information contained herein, and makes no representations about its suitability for any particular purpose. Users should make their own judgements about those matters and/or seek independent advice. You assume all risks associated with use of data provided on this page

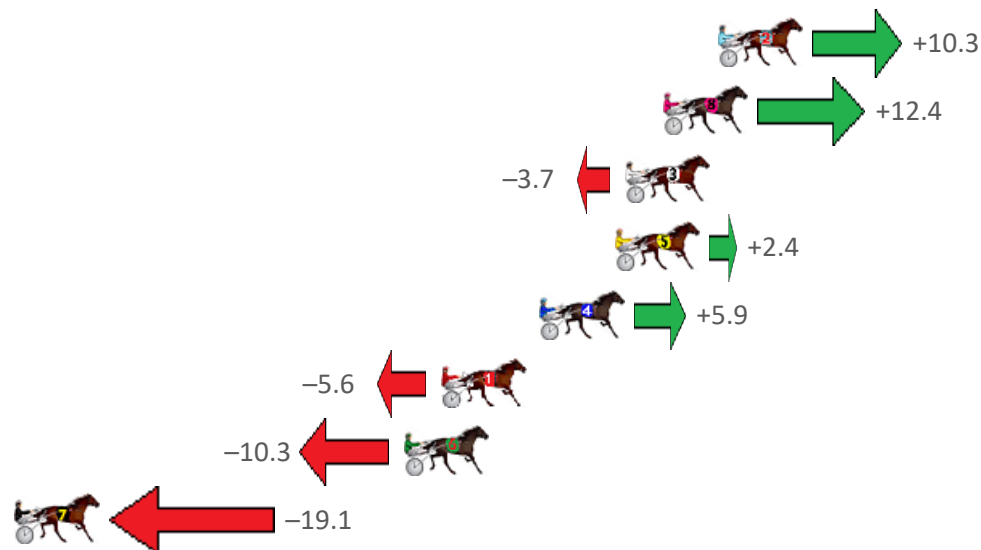
# Mildura Race 11 Distance 1790m

Tuesday, 9 January 2024

Gross Time: 2:12.70 MileRate: 1:59.30 LeadTime: 11.90s First Qtr: 30.40s Second Qtr: 30.70s Third Qtr: 29.70s Fourth Qtr: 30.00s

NoHorse	Plc	Mar	800 Posi	400 Posi	Time	3rd Qtr	4th Qtr
2 YOU LITTLE TERROR	1	0.0m	10.3m (1)	6.9m (2)	2:12.70	29.45s	29.49s
8 FLAME BLASTER	2	2.2m	14.6m (1)	10.8m (1)	2:12.87	29.42s	29.37s
3 CHEERS POVERTY	3	3.7m	0.0m (0)	0.7m (0)	2:12.99	29.75s	30.24s
5 MERCURY RISING	4	4.1m	6.5m (1)	3.8m (1)	2:13.02	29.50s	30.04s
4 BETTERTHAN A KISS	5	7.1m	13.0m (0)	10.4m (0)	2:13.26	29.51s	29.79s
1 RONZEL MICKY	6	11.0m	5.4m (0)	5.5m (0)	2:13.56	29.71s	30.46s
6 PIRATESOF ZANZIBA	7	12.5m	2.2m (1)	0.0m (1)	2:13.68	29.54s	30.98s
7 GUARANTEED SECRE	8	37.8m	18.7m (1)	20.1m (0)	2:15.67	29.81s	31.48s

## Finish Position and metres gained from 800m







# PJ Harness Analyser

Sectional Analysis Software – Not just a formguide!

[www.facebook.com/PJHarnessRacing](http://www.facebook.com/PJHarnessRacing)



RISE Digital, Harness Racing Australia nor the provider accepts any responsibility for the completeness or accuracy of any of the information contained herein, and makes no representations about its suitability for any particular purpose. Users should make their own judgements about those matters and/or seek independent advice. You assume all risks associated with use of data provided on this page