

Mildura Race 1 Distance 1790m

Friday, 5 June 2026




Gross Time: 2:14.00 MileRate: 2:00.50 LeadTime: 12.60s First Qtr: 27.90s Second Qtr: 31.10s Third Qtr: 31.10s Fourth Qtr: 31.30s

DATA TABLE: 800 / 400 Posi's are position from leader and (how wide the horse was at that position)

No	Horse	Plc	Mar	800 Posi	400 Posi	Time	3rd Qtr	4th Qt
7	DAYLIGHT	1	0.0m	4.5m (0)	5.6m (0)	2:14.00	31.18s	30.87s
6	HESASTAR	2	16.1m	3.2m (1)	0.9m (1)	2:15.32	30.92s	32.55s
4	CORNELIA	3	19.7m	9.7m (1)	8.7m (2)	2:15.61	31.02s	32.24s
5	TRYAGAINFREDDY	4	20.8m	30.4m (0)	20.3m (0)	2:15.70	30.32s	31.43s
8	THE TOOTH FAIRY	5	21.3m	8.2m (0)	4.3m (2)	2:15.74	30.80s	32.71s
1	GROVE DALE	6	29.8m	0.0m (0)	0.0m (0)	2:16.44	31.10s	33.74s
3	HARRY MCKINNIS	7	31.2m	12.3m (0)	8.5m (1)	2:16.55	30.81s	33.19s
2	SUNSHINE WARRIOR	8	41.6m	15.4m (1)	14.6m (0)	2:17.40	31.04s	33.57s

Finish Position and metres gained

First Arrow shows distance gain/loss from 2nd Qtr to 3rd Qtr, Second Arrow shows distance gain/loss from 3rd Qtr to Finish
Blue arrow indicates best gain in these quarters



Mildura Race 2 Distance 1790m

Friday, 5 June 2026

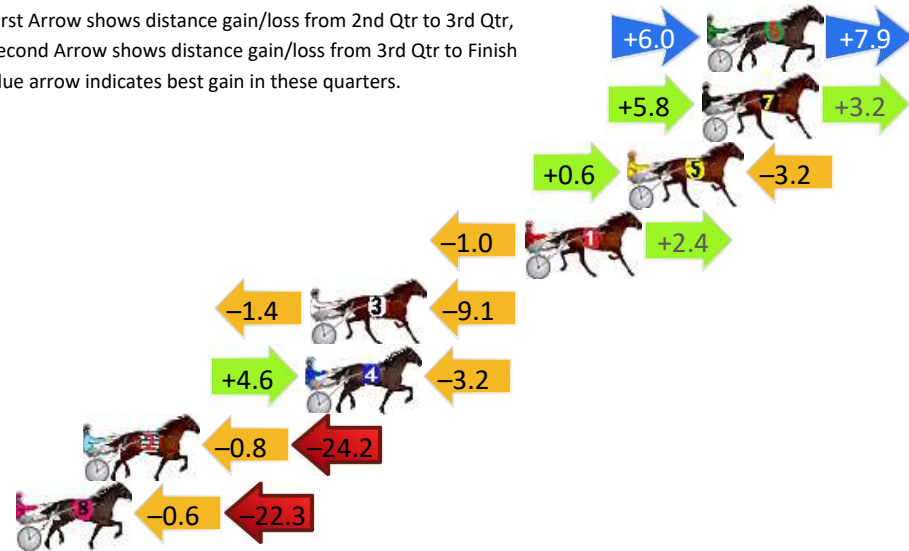
Gross Time: 2:13.90 MileRate: 2:00.40 LeadTime: 12.80s First Qtr: 31.10s Second Qtr: 30.50s Third Qtr: 29.20s Fourth Qtr: 30.30s

DATA TABLE: 800 / 400 Posi's are position from leader and (how wide the horse was at that position)

No	Horse	Plc	Mar	800 Posi	400 Posi	Time	3rd Qtr	4th Qt
6	CAULONIA BELLA	1	0.0m	13.9m (1)	7.9m (2)	2:13.90	28.77s	29.72s
7	APOLOGY ACCEPTED	2	0.2m	9.2m (1)	3.4m (2)	2:13.92	28.78s	30.06s
5	BIG BAD CHAD	3	3.2m	0.6m (1)	0.0m (1)	2:14.15	29.16s	30.55s
1	SNEAKY PHILTRA	4	7.3m	8.7m (0)	9.7m (0)	2:14.48	29.29s	30.16s
3	BETTOR DOO	5	15.9m	5.4m (1)	6.8m (1)	2:15.16	29.31s	31.06s
4	PUNTO CALIENTE	6	16.1m	17.5m (0)	12.9m (1)	2:15.18	28.88s	30.63s
2	ROCKING WROXTON	7	25.0m	0.0m (0)	0.8m (0)	2:15.88	29.26s	32.23s
8	DIAMOND KRUSHER	8	27.7m	4.8m (0)	5.4m (0)	2:16.10	29.25s	32.10s

Finish Position and metres gained

First Arrow shows distance gain/loss from 2nd Qtr to 3rd Qtr, Second Arrow shows distance gain/loss from 3rd Qtr to Finish
Blue arrow indicates best gain in these quarters.



8
0
0

Visual positions in race at 2nd Quarter



4
0
0

Visual positions in race at 3rd Quarter



Mildura Race 3 Distance 1790m


Friday, 5 June 2026

Gross Time: 2:15.20 MileRate: 2:01.60 LeadTime: 12.10s First Qtr: 31.90s Second Qtr: 31.90s Third Qtr: 29.40s Fourth Qtr: 29.90s

DATA TABLE: 800 / 400 Posi's are position from leader and (how wide the horse was at that position)

No	Horse	Plc	Mar	800 Posi	400 Posi	Time	3rd Qtr	4th Qt
2	SURETHING	1	0.0m	0.0m (0)	0.0m (0)	2:15.20	29.40s	29.90s
7	SWEET LUCY LOU	2	6.5m	13.8m (0)	13.6m (0)	2:15.71	29.39s	29.41s
1	NO GOOD REASON	3	7.0m	4.5m (0)	4.5m (0)	2:15.75	29.40s	30.12s
5	SANTA CASA LEVI	4	9.1m	8.9m (0)	8.8m (0)	2:15.91	29.40s	29.96s
10	CRUEL MISTRESS	5	19.8m	20.3m (0)	18.5m (0)	2:16.75	29.28s	30.09s
3	MACHFREDDY	6	23.6m	5.3m (1)	7.4m (1)	2:17.05	29.55s	31.21s
4	THE NINJA	7	23.7m	1.0m (1)	2.8m (1)	2:17.06	29.53s	31.55s
8	ELISSAS DELIGHT	8	27.0m	9.2m (1)	12.5m (1)	2:17.31	29.65s	31.09s
9	LIVELY JOE	9	30.8m	14.4m (1)	16.0m (1)	2:17.61	29.53s	31.13s
6	TARAJI	10	63.8m	19.3m (1)	14.3m (2)	2:20.20	29.04s	33.84s

Finish Position and metres gained



800

Visual positions in race at 2nd Quarter



400

Visual positions in race at 3rd Quarter



Mildura Race 4 Distance 1790m



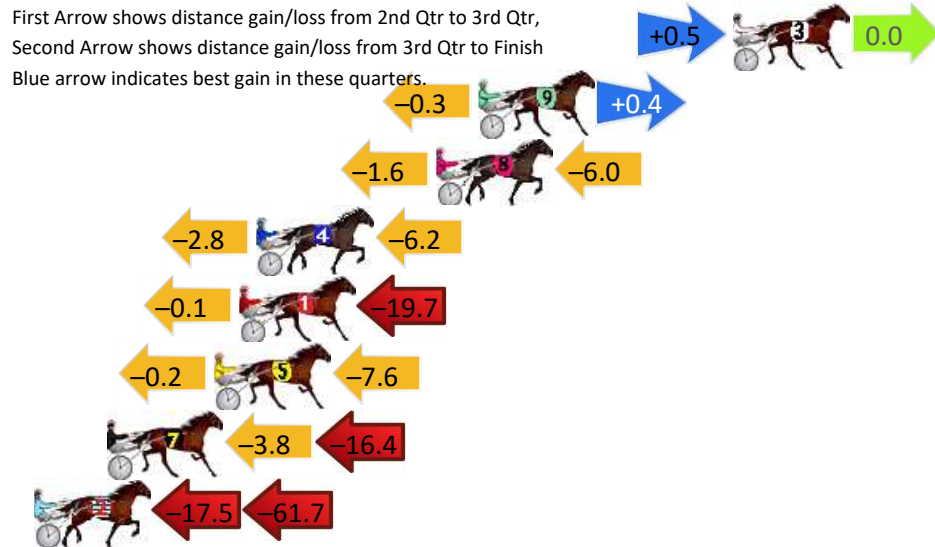
Friday, 5 June 2026

Gross Time: 2:15.10 MileRate: 2:01.50 LeadTime: 12.80s First Qtr: 29.50s Second Qtr: 31.70s Third Qtr: 29.80s Fourth Qtr: 31.30s

DATA TABLE: 800 / 400 Posi's are position from leader and (how wide the horse was at that position)

NoHorse	Plc	Mar	800 Posi	400 Posi	Time	3rd Qtr	4th Qt
3 ROCKNMASEY	1	0.0m	0.5m (1)	0.0m (1)	2:15.10	29.76s	31.30s
9 STARZZZOFERRY	2	10.2m	10.3m (0)	10.6m (0)	2:15.93	29.85s	31.33s
8 ELPINE WARRIOR	3	11.9m	4.3m (0)	5.9m (0)	2:16.07	29.93s	31.83s
4 MAXI ANGEL	4	19.1m	10.1m (2)	12.9m (1)	2:16.66	30.03s	31.88s
1 RAGING DAISY	5	19.8m	0.0m (0)	0.1m (0)	2:16.72	29.81s	32.91s
5 ALWAYS BENEFITS	6	20.8m	13.0m (1)	13.2m (2)	2:16.80	29.84s	32.00s
7 NAUGHTY BET	7	25.1m	4.9m (1)	8.7m (1)	2:17.15	30.10s	32.69s
2 BLISSFULL RED	8	88.1m	8.9m (1)	26.4m (0)	2:22.31	31.15s	36.50s

Finish Position and metres gained



Mildura Race 5 Distance 2190m

Friday, 5 June 2026

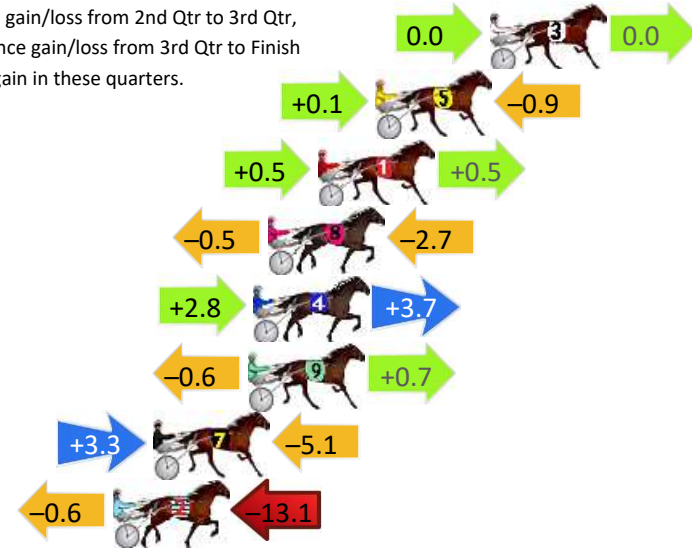
Gross Time: 2:43.00 MileRate: 1:59.80 LeadTime: 41.50s First Qtr: 30.20s Second Qtr: 30.60s Third Qtr: 29.60s Fourth Qtr: 31.10s

DATA TABLE: 800 / 400 Posi's are position from leader and (how wide the horse was at that position)

No	Horse	Plc	Mar	800 Posi	400 Posi	Time	3rd Qtr	4th Qt
3	LITTLE WONDER	1	0.0m	0.0m (0)	0.0m (0)	2:43.00	29.60s	31.10s
5	AVOCA BLUES	2	4.6m	3.8m (0)	3.7m (0)	2:43.37	29.60s	31.19s
1	GUEST ARTIST	3	6.9m	7.9m (0)	7.4m (0)	2:43.56	29.58s	31.10s
8	KEAYANG MOROCCAN	4	8.9m	5.7m (1)	6.2m (2)	2:43.72	29.64s	31.36s
4	LOUIEVILLE	5	9.5m	16.0m (0)	13.2m (1)	2:43.77	29.41s	30.88s
9	UNITED	6	9.7m	9.8m (1)	10.4m (2)	2:43.79	29.66s	31.10s
7	YAPPER	7	13.5m	11.7m (0)	8.4m (1)	2:44.10	29.37s	31.57s
2	ODINS BLACK CROWS	8	15.1m	1.4m (1)	2.0m (1)	2:44.23	29.65s	32.18s

Finish Position and metres gained

First Arrow shows distance gain/loss from 2nd Qtr to 3rd Qtr,
Second Arrow shows distance gain/loss from 3rd Qtr to Finish
Blue arrow indicates best gain in these quarters.



8
0
0

Visual positions in race at 2nd Quarter



4
0
0

Visual positions in race at 3rd Quarter



Mildura Race 6 Distance 2190m

Friday, 5 June 2026


Gross Time: 2:41.00 MileRate: 1:58.30 LeadTime: 42.60s First Qtr: 30.90s Second Qtr: 30.10s Third Qtr: 28.50s Fourth Qtr: 28.90s

DATA TABLE: 800 / 400 Posi's are position from leader and (how wide the horse was at that position)

No	Horse	Plc	Mar	800 Posi	400 Posi	Time	3rd Qtr	4th Qt
1	PRIORITISE	1	0.0m	0.0m (0)	0.0m (0)	2:41.00	28.50s	28.90s
6	MY ULTIMATE JIMMY	2	13.5m	0.9m (1)	0.3m (1)	2:42.02	28.46s	29.90s
9	TOUGH AINT ENOUGH	3	20.0m	8.5m (0)	10.8m (1)	2:42.52	28.67s	29.64s
7	CEMETERY BAY	4	20.5m	4.2m (0)	7.0m (0)	2:42.55	28.70s	29.95s
8	POWERSOFPERSUASION	5	24.6m	13.6m (1)	15.3m (1)	2:42.87	28.63s	29.67s
3	ALL DA RAGE	6	31.6m	4.5m (1)	6.3m (1)	2:43.40	28.63s	30.84s
2	SANTA CASA BEACH	7	35.2m	9.0m (1)	10.6m (2)	2:43.67	28.61s	30.82s
5	NOBLE TRICK	8	37.4m	17.8m (1)	17.6m (2)	2:43.84	28.49s	30.48s
4	RIO ROCK	9	44.7m	12.3m (0)	16.1m (0)	2:44.39	28.78s	31.14s

Finish Position and metres gained

First Arrow shows distance gain/loss from 2nd Qtr to 3rd Qtr, Second Arrow shows distance gain/loss from 3rd Qtr to Finish
Blue arrow indicates best gain in these quarters.



800

Visual positions in race at 2nd Quarter



400

Visual positions in race at 3rd Quarter



Mildura Race 7 Distance 1790m

Friday, 5 June 2026




Gross Time: 2:10.70 MileRate: 1:57.50 LeadTime: 11.90s First Qtr: 29.20s Second Qtr: 30.50s Third Qtr: 29.00s Fourth Qtr: 30.10s

DATA TABLE: 800 / 400 Posi's are position from leader and (how wide the horse was at that position)

No	Horse	Plc	Mar	800 Posi	400 Posi	Time	3rd Qtr	4th Qt
2	RUGGARDS GEE TEE	1	0.0m	0.0m (0)	0.0m (0)	2:10.70	29.00s	30.10s
3	PRIDDY CARSON	2	7.3m	18.5m (0)	23.6m (1)	2:11.28	29.40s	28.94s
5	WHENIMREADY	3	14.1m	6.1m (1)	10.4m (0)	2:11.81	29.32s	30.45s
10	ROCKNROLL LENNY	4	41.2m	21.8m (1)	29.8m (3)	2:13.95	29.62s	31.16s
11	OWEN THE SAINTS	5	41.5m	25.5m (1)	29.5m (2)	2:13.97	29.32s	31.21s
7	HARLEM TOWN	6	46.1m	13.9m (0)	24.6m (2)	2:14.33	29.80s	31.93s
6	SEASIDE SHOW	7	70.6m	5.6m (0)	21.2m (0)	2:16.27	30.16s	34.11s
8	EXCELZIOR	8	91.9m	17.6m (1)	36.3m (2)	2:17.94	30.39s	34.68s
1	RUN AMUCK	9	94.6m	13.0m (1)	37.9m (1)	2:18.16	30.84s	34.78s
12	HIGHWAY HUSTLER	10	172.7m	32.6m (0)	114.8m (0)	2:24.31	35.08s	35.28s
4	BAZZAS LEGACY	11	183.7m	106.8m (0)	120.9m (1)	2:25.18	30.18s	35.70s

Finish Position and metres gained

First Arrow shows distance gain/loss from 2nd Qtr to 3rd Qtr,
Second Arrow shows distance gain/loss from 3rd Qtr to Finish
Blue arrow indicates best gain in these quarters.



Mildura Race 8 Distance 2190m

Friday, 5 June 2026


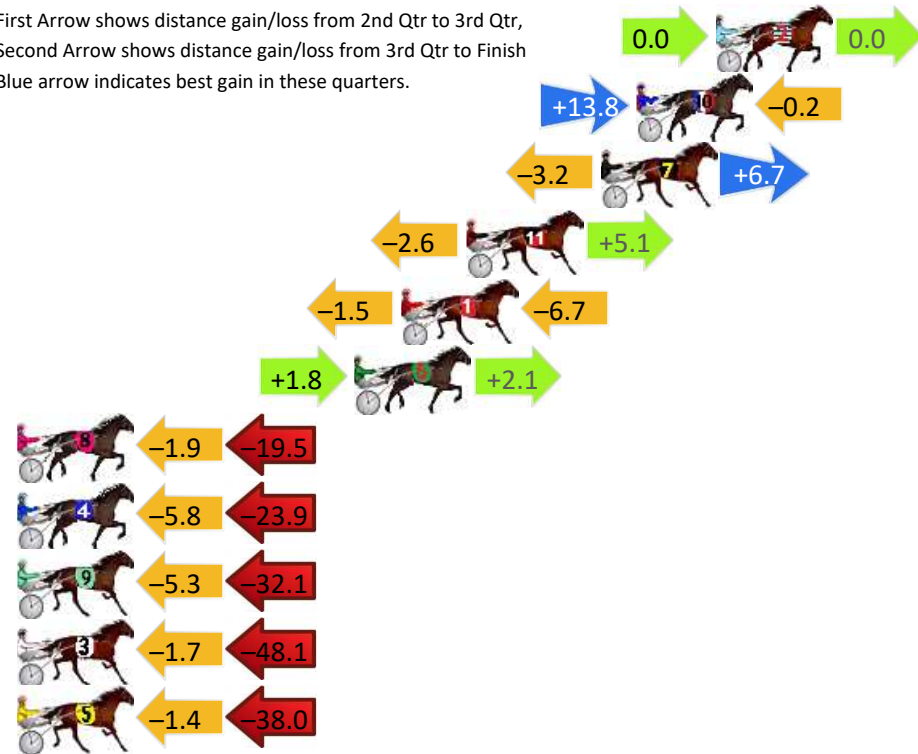
Gross Time: 2:44.30 MileRate: 2:00.80 LeadTime: 42.20s First Qtr: 31.30s Second Qtr: 30.80s Third Qtr: 29.90s Fourth Qtr: 30.10s

DATA TABLE: 800 / 400 Posi's are position from leader and (how wide the horse was at that position)

NoHorse	Plc	Mar	800 Posi	400 Posi	Time	3rd Qtr	4th Qt
2 JILPANGER ROSE	1	0.0m	0.0m (0)	0.0m (0)	2:44.30	29.90s	30.10s
10 G B BRAVE	2	3.2m	16.8m (1)	3.0m (3)	2:44.55	28.88s	30.13s
7 WATCH YOUR BACK	3	4.6m	8.1m (0)	11.3m (0)	2:44.66	30.14s	29.62s
11 SRIRACHA	4	10.0m	12.5m (0)	15.1m (1)	2:45.09	30.09s	29.77s
1 ROJENBYE	5	12.6m	4.4m (0)	5.9m (0)	2:45.29	30.01s	30.65s
6 THE AFRICAN QUEEN	6	14.5m	18.4m (0)	16.6m (0)	2:45.44	29.77s	30.00s
8 ONLY ONCE BITTEN	7	29.9m	8.5m (1)	10.4m (2)	2:46.66	30.04s	31.68s
4 SENNA STORM	8	30.5m	0.8m (1)	6.6m (1)	2:46.70	30.33s	32.01s
9 OUR MASTER PLAY	9	50.5m	13.1m (1)	18.4m (2)	2:48.28	30.30s	32.71s
3 SPORTING RAGE	10	54.5m	4.7m (1)	6.4m (2)	2:48.60	30.02s	33.92s
5 TWO WAY WONDER	11	61.1m	21.7m (1)	23.1m (1)	2:49.12	30.01s	33.19s

Finish Position and metres gained

First Arrow shows distance gain/loss from 2nd Qtr to 3rd Qtr, Second Arrow shows distance gain/loss from 3rd Qtr to Finish
Blue arrow indicates best gain in these quarters.



800

Visual positions in race at 2nd Quarter



400

Visual positions in race at 3rd Quarter

Mildura Race 9 Distance 1790m

Friday, 5 June 2026



Gross Time: 2:13.80 MileRate: 2:00.30 LeadTime: 12.10s First Qtr: 31.40s Second Qtr: 31.40s Third Qtr: 29.90s Fourth Qtr: 29.00s

DATA TABLE: 800 / 400 Posi's are position from leader and (how wide the horse was at that position)

No	Horse	Plc	Mar	800 Posi	400 Posi	Time	3rd Qtr	4th Qt
4	MAGGACIS	1	0.0m	1.9m (1)	2.1m (1)	2:13.80	29.91s	28.85s
2	ALWAYS ON SAFARI	2	1.4m	0.0m (0)	0.0m (0)	2:13.91	29.90s	29.11s
9	MISTER BOOMBASTIK	3	5.7m	10.9m (1)	10.3m (2)	2:14.23	29.84s	28.68s
8	LOCHINVAR HAWK	4	5.9m	8.5m (0)	8.5m (1)	2:14.25	29.89s	28.83s
7	CHEERS POVERTY	5	6.2m	12.8m (0)	11.9m (0)	2:14.27	29.82s	28.60s
3	WATCH THE ATTITUDE	6	8.2m	4.0m (0)	4.7m (0)	2:14.42	29.94s	29.28s
1	RED HOT MIKI	7	10.4m	17.5m (0)	16.4m (0)	2:14.59	29.80s	28.59s
10	GLITZY ALL OVER	8	11.3m	14.9m (1)	13.0m (1)	2:14.66	29.74s	28.91s
5	CALF PEN	9	12.6m	6.3m (1)	6.1m (2)	2:14.76	29.87s	29.51s
12	CAULONIA TERROR	10	15.2m	22.5m (0)	22.2m (1)	2:14.96	29.85s	28.53s
11	SHES POPPY	11	19.4m	19.4m (1)	16.5m (2)	2:15.28	29.66s	29.27s

Finish Position and metres gained

First Arrow shows distance gain/loss from 2nd Qtr to 3rd Qtr, Second Arrow shows distance gain/loss from 3rd Qtr to Finish
Blue arrow indicates best gain in these quarters.



800

Visual positions in race at 2nd Quarter



400

Visual positions in race at 3rd Quarter



Sectional Analysis Software
Not just form | Free Trial



RISE Digital, Harness Racing Australia nor the provider accepts any responsibility for the completeness or accuracy of any of the information contained herein, and makes no representations about its suitability for any particular purpose. Users should make their own judgements about those matters and/or seek independent advice. You assume all risks associated with use of data provided on this page

www.facebook.com/PJHarnessRacing