

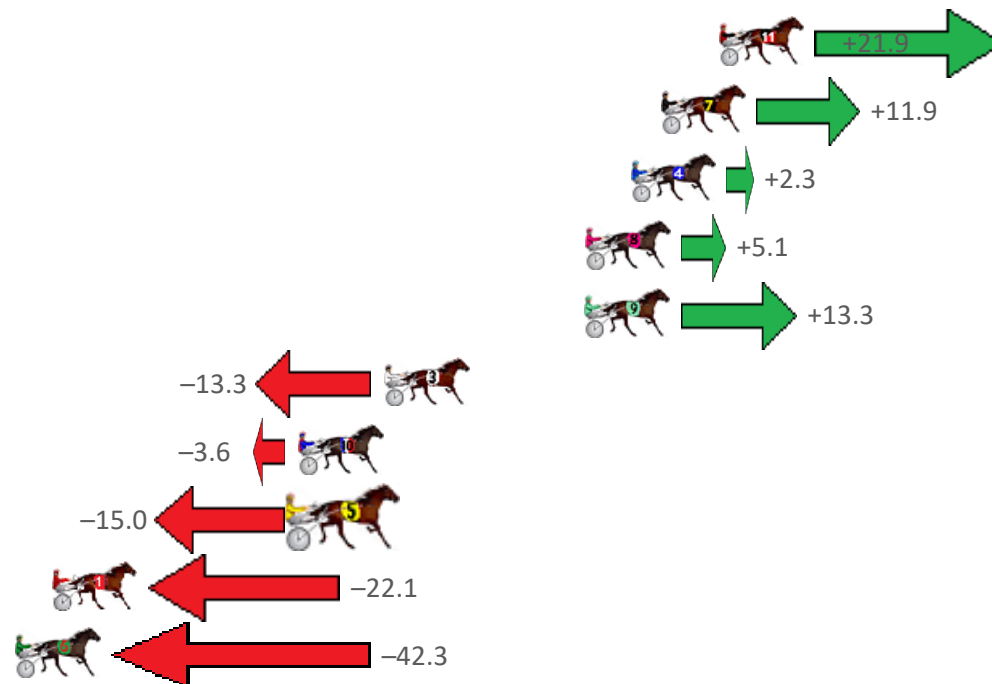
# Mildura Race 1 Distance 1790m

Friday, 1 September 2023

Gross Time: 2:14.20 MileRate: 2:00.70 LeadTime: 12.10s First Qtr: 31.60s Second Qtr: 32.10s Third Qtr: 29.40s Fourth Qtr: 29.00s

NoHorse	Plc	Mar	800 Posi	400 Posi	Time	3rd Qtr	4th Qtr
11 TWO WAY WONDER	1	0.0m	21.9m (1)	1.6m (1)	2:14.23	27.91s	28.92s
7 PARIS ABBIE	2	2.3m	14.2m (2)	4.7m (2)	2:14.40	28.70s	28.86s
4 ROLL WITH RON	3	3.5m	5.8m (1)	0.0m (0)	2:14.49	28.98s	29.29s
8 TREACHEROUS SAIN	4	5.3m	10.4m (1)	0.3m (2)	2:14.62	28.66s	29.40s
9 WESAIDSO	5	5.3m	18.6m (2)	8.6m (2)	2:14.62	28.66s	28.80s
3 DEEBO	6	13.3m	0.0m (0)	11.6m (0)	2:15.22	30.24s	29.18s
10 BETTOR BEONTOIT	7	16.7m	13.1m (0)	16.3m (2)	2:15.47	29.62s	29.09s
5 SHALLOW POCKETS	8	16.7m	1.7m (1)	13.1m (1)	2:15.47	30.23s	29.32s
1 FOUR MENS FOLLY	9	26.5m	4.4m (0)	16.5m (0)	2:16.21	30.28s	29.81s
6 AMPHIJET	10	51.3m	9.0m (0)	26.5m (0)	2:18.10	30.66s	30.98s

## Finish Position and metres gained from 800m



**PJ Harness Analyser**  
Sectional Analysis Software – Not just a formguide!

[www.facebook.com/PJHarnessRacing](http://www.facebook.com/PJHarnessRacing)



RISE Digital, Harness Racing Australia nor the provider accepts any responsibility for the completeness or accuracy of any of the information contained herein, and makes no representations about its suitability for any particular purpose. Users should make their own judgements about those matters and/or seek independent advice. You assume all risks associated with use of data provided on this page

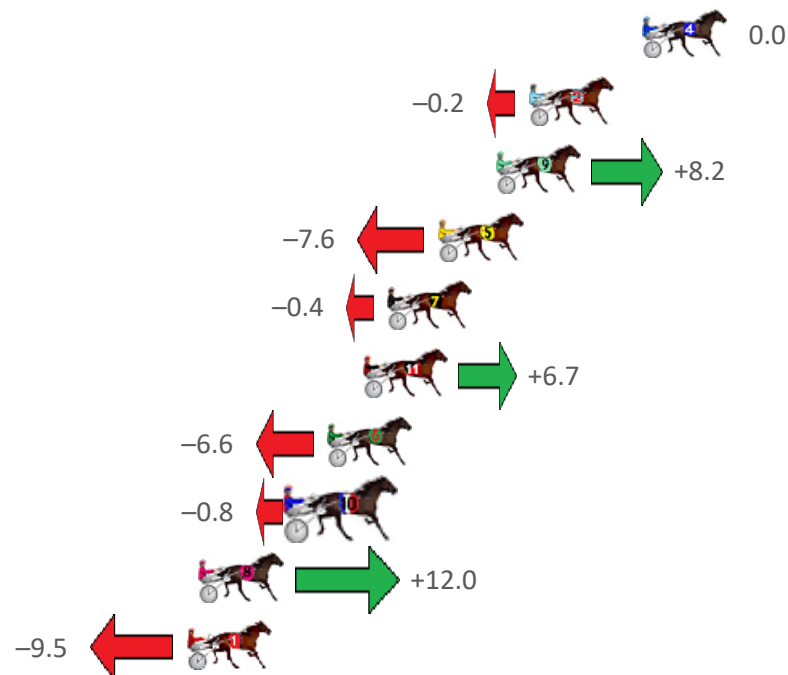
# Mildura Race 2 Distance 2190m

Friday, 1 September 2023

Gross Time: 2:47.80 MileRate: 2:03.30 LeadTime: 43.00s First Qtr: 33.40s Second Qtr: 32.10s Third Qtr: 29.90s Fourth Qtr: 29.40s

NoHorse	Plc	Mar	800 Posi	400 Posi	Time	3rd Qtr	4th Qtr
4 DALLAS PATRICK	1	0.0m	0.0m (0)	0.0m (0)	2:47.81	29.90s	29.41s
2 MISTA PUMBLECHO	2	4.5m	4.3m (0)	4.4m (0)	2:48.14	29.90s	29.42s
9 APACHE WIND	3	5.8m	14.0m (1)	12.3m (2)	2:48.24	29.76s	28.94s
5 HEADBANGER	4	8.1m	0.5m (1)	1.5m (1)	2:48.41	29.97s	29.90s
7 CHEERS POVERTY	5	10.1m	9.7m (1)	7.9m (2)	2:48.56	29.76s	29.58s
11 YOU LITTLE TERROR	6	11.1m	17.8m (1)	16.6m (2)	2:48.64	29.80s	29.02s
6 STAR SHINE	7	12.5m	5.9m (1)	5.9m (1)	2:48.74	29.89s	29.91s
10 GLITZY ALL OVER	8	13.7m	12.9m (0)	10.8m (1)	2:48.83	29.73s	29.64s
8 GLENS OF TEKOA	9	17.6m	29.6m (0)	16.8m (0)	2:49.12	28.94s	29.48s
1 UPTONGIRL	10	18.1m	8.6m (0)	8.7m (0)	2:49.16	29.90s	30.12s

## Finish Position and metres gained from 800m



# PJ Harness Analyser

Sectional Analysis Software – Not just a formguide!

[www.facebook.com/PJHarnessRacing](https://www.facebook.com/PJHarnessRacing)



RISE Digital, Harness Racing Australia nor the provider accepts any responsibility for the completeness or accuracy of any of the information contained herein, and makes no representations about its suitability for any particular purpose. Users should make their own judgements about those matters and/or seek independent advice. You assume all risks associated with use of data provided on this page

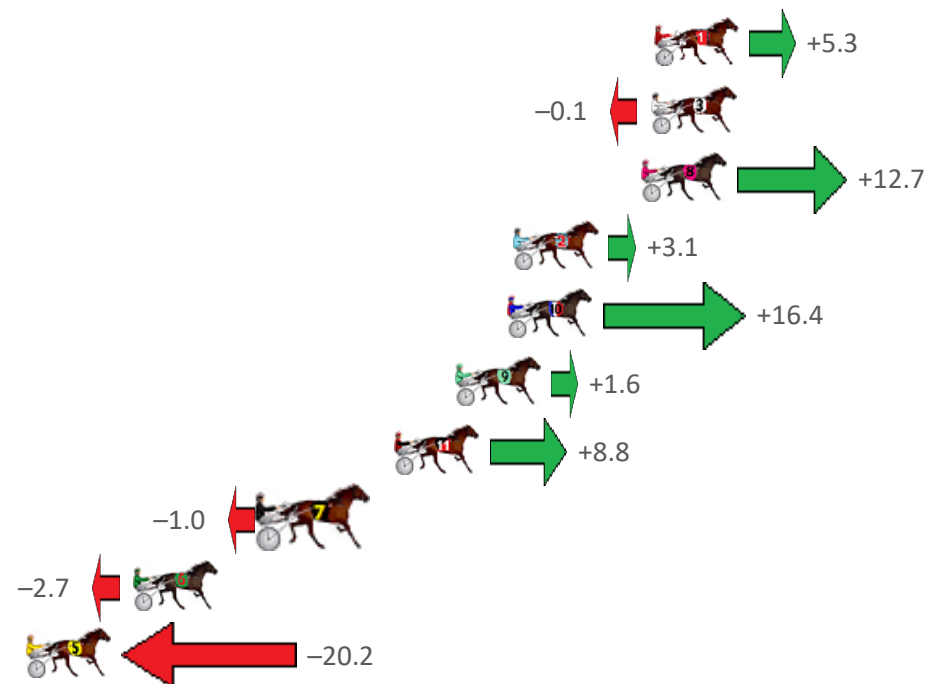
# Mildura Race 3 Distance 1790m

Friday, 1 September 2023

Gross Time: 2:13.50 MileRate: 2:00.00 LeadTime: 11.80s First Qtr: 28.90s Second Qtr: 31.50s Third Qtr: 30.40s Fourth Qtr: 30.90s

NoHorse	Plc	Mar	800 Posi	400 Posi	Time	3rd Qtr	4th Qtr
1 HIGHWAY WRITER	1	0.0m	5.3m (0)	4.2m (0)	2:13.50	30.32s	30.58s
3 MACH HU	2	0.1m	0.0m (0)	0.0m (0)	2:13.50	30.40s	30.90s
8 COURTNEY KATARIN	3	0.5m	13.2m (1)	10.7m (3)	2:13.56	30.22s	30.14s
2 TALE OF THE DRAGO	4	5.6m	8.7m (1)	7.7m (2)	2:13.92	30.32s	30.74s
10 LE SPARTACUS	5	5.8m	22.2m (1)	14.9m (3)	2:13.93	29.86s	30.19s
9 HAWAIIANBEACH	6	7.9m	9.5m (0)	8.4m (0)	2:14.08	30.32s	30.84s
11 TRIPLETS	7	10.3m	19.1m (0)	15.2m (0)	2:14.27	30.12s	30.51s
7 PIRATESOF ZANZIBA	8	15.3m	14.3m (0)	11.9m (2)	2:14.64	30.22s	31.14s
6 JAY MILLER	9	20.7m	18.0m (1)	17.2m (1)	2:15.04	30.35s	31.13s
5 LUV ME OR HATE ME	10	25.0m	4.8m (1)	5.7m (1)	2:15.36	30.47s	32.33s

## Finish Position and metres gained from 800m



# PJ Harness Analyser

Sectional Analysis Software – Not just a formguide!

[www.facebook.com/PJHarnessRacing](http://www.facebook.com/PJHarnessRacing)



RISE Digital, Harness Racing Australia nor the provider accepts any responsibility for the completeness or accuracy of any of the information contained herein, and makes no representations about its suitability for any particular purpose. Users should make their own judgements about those matters and/or seek independent advice. You assume all risks associated with use of data provided on this page

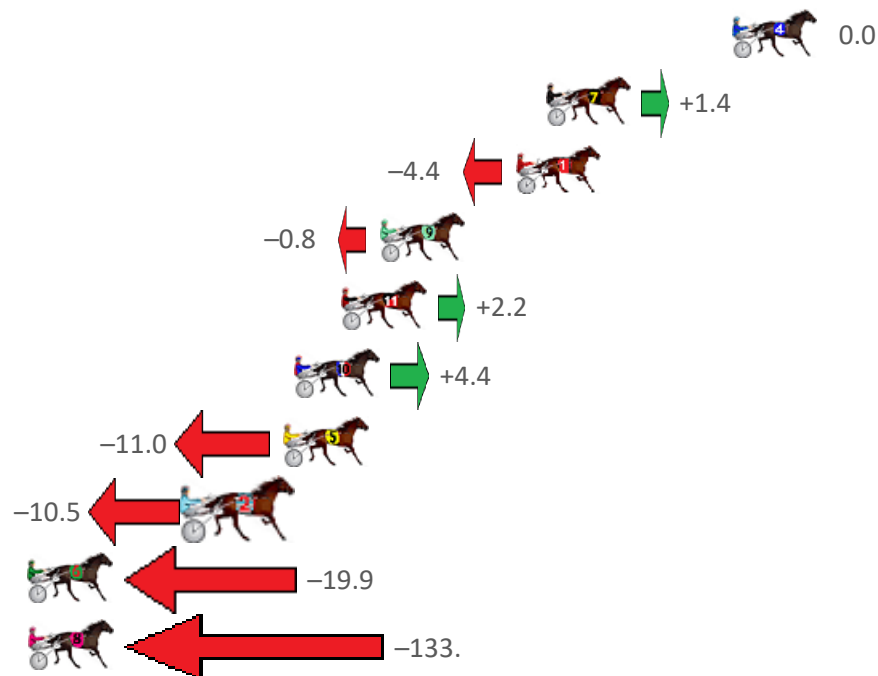
# Mildura Race 4 Distance 2190m

Friday, 1 September 2023

Gross Time: 2:47.70 MileRate: 2:03.20 LeadTime: 44.50s First Qtr: 31.70s Second Qtr: 31.00s Third Qtr: 31.30s Fourth Qtr: 29.20s

NoHorse	Plc	Mar	800 Posi	400 Posi	Time	3rd Qtr	4th Qtr
4 ROSCOS RESCUE	1	0.0m	0.0m (0)	0.0m (0)	2:47.65	31.30s	29.15s
7 RAINDROPS	2	7.4m	8.8m (0)	6.2m (2)	2:48.21	31.08s	29.25s
1 OZZIE PLAYGIRL	3	8.6m	4.2m (0)	4.3m (0)	2:48.28	31.30s	29.46s
9 SONNYS AMAZING	4	14.0m	13.2m (0)	9.1m (0)	2:48.70	30.96s	29.52s
11 STEAL SOME TIME	5	15.5m	17.7m (0)	13.3m (0)	2:48.81	30.94s	29.31s
10 OH SO EASY	6	17.4m	21.8m (0)	18.1m (0)	2:48.95	30.98s	29.09s
5 BELLA ABBY	7	17.8m	6.8m (1)	1.5m (1)	2:48.98	30.89s	30.37s
2 FORTITUDO	8	21.4m	10.9m (1)	9.9m (2)	2:49.25	31.20s	30.01s
6 LOCHSTER	9	35.0m	15.1m (1)	13.6m (2)	2:50.26	31.16s	30.74s
8 UNETHICAL	10	136.3m	2.6m (1)	7.4m (1)	2:57.82	31.65s	38.77s

## Finish Position and metres gained from 800m



# PJ Harness Analyser

Sectional Analysis Software – Not just a formguide!

[www.facebook.com/PJHarnessRacing](http://www.facebook.com/PJHarnessRacing)



RISE Digital, Harness Racing Australia nor the provider accepts any responsibility for the completeness or accuracy of any of the information contained herein, and makes no representations about its suitability for any particular purpose. Users should make their own judgements about those matters and/or seek independent advice. You assume all risks associated with use of data provided on this page

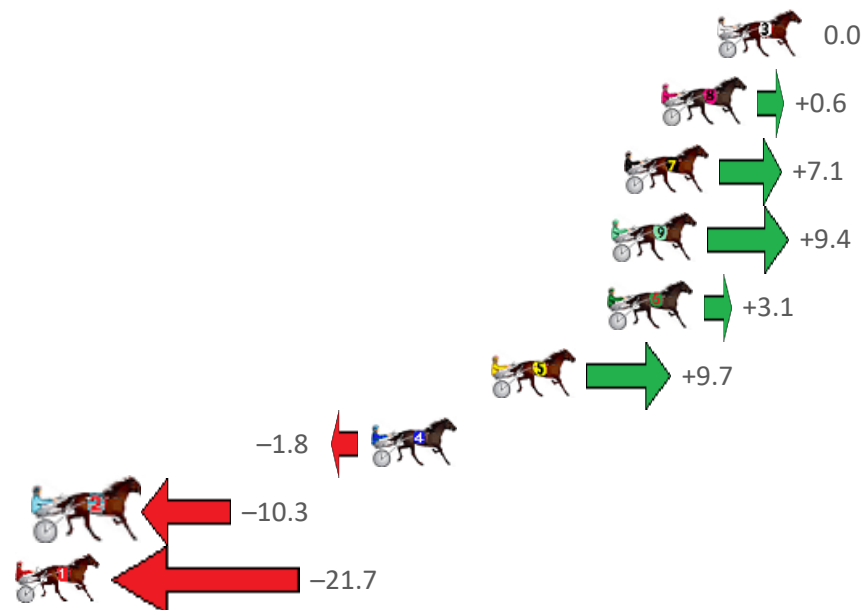
# Mildura Race 5 Distance 1790m

Friday, 1 September 2023

Gross Time: 2:13.80 MileRate: 2:00.30 LeadTime: 12.50s First Qtr: 31.90s Second Qtr: 31.40s Third Qtr: 28.40s Fourth Qtr: 29.60s

NoHorse	Plc	Mar	800 Posi	400 Posi	Time	3rd Qtr	4th Qtr
3 TACT FERGIE	1	0.0m	0.0m (0)	0.0m (0)	2:13.78	28.40s	29.58s
8 SMOOTH TECHY	2	2.2m	2.8m (1)	1.6m (1)	2:13.94	28.31s	29.63s
7 SIANGDI	3	3.7m	10.8m (0)	11.6m (1)	2:14.05	28.47s	29.02s
9 WAITPINGA HERITA	4	4.2m	13.6m (2)	2.6m (2)	2:14.09	27.62s	29.71s
6 CHEVRON FLIES	5	4.3m	7.4m (1)	6.6m (1)	2:14.10	28.35s	29.43s
5 STORM STRIDE	6	9.0m	18.7m (2)	7.0m (2)	2:14.45	27.58s	29.75s
4 URGOODBOY	7	13.7m	11.9m (1)	11.4m (2)	2:14.80	28.38s	29.78s
2 GOJOE	8	26.7m	16.4m (1)	16.4m (2)	2:15.77	28.42s	30.39s
1 COULDNT RECOMM	9	27.9m	6.2m (0)	10.6m (0)	2:15.85	28.72s	30.89s

## Finish Position and metres gained from 800m



# PJ Harness Analyser

Sectional Analysis Software – Not just a formguide!

[www.facebook.com/PJHarnessRacing](http://www.facebook.com/PJHarnessRacing)



RISE Digital, Harness Racing Australia nor the provider accepts any responsibility for the completeness or accuracy of any of the information contained herein, and makes no representations about its suitability for any particular purpose. Users should make their own judgements about those matters and/or seek independent advice. You assume all risks associated with use of data provided on this page

# Mildura Race 6 Distance 1790m

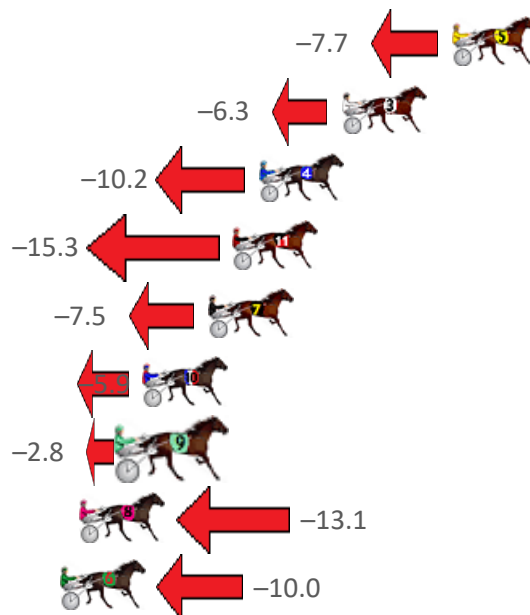
Friday, 1 September 2023

Gross Time: 2:13.40 MileRate: 2:00.00 LeadTime: 12.30s First Qtr: 30.50s Second Qtr: 31.70s Third Qtr: 30.80s Fourth Qtr: 28.10s

NoHorse	Plc	Mar	800 Posi	400 Posi	Time	3rd Qtr	4th Qtr
---------	-----	-----	----------	----------	------	---------	---------

2 IN THE PAPER	1	0.0m	0.0m (0)	0.0m (0)	2:13.43	30.80s	28.13s
5 OZZIE DAYBREAK	2	12.4m	4.7m (0)	4.4m (0)	2:14.35	30.76s	28.73s
3 RONZEL MICKY	3	16.8m	10.5m (0)	9.3m (0)	2:14.69	30.68s	28.71s
4 BODYLINE	4	20.1m	9.9m (1)	9.7m (1)	2:14.93	30.75s	28.92s
11 KING SOLOMON	5	21.1m	5.8m (1)	5.4m (1)	2:15.00	30.75s	29.31s
7 THISWAYTOTHEBEA	6	22.1m	14.6m (0)	14.2m (0)	2:15.08	30.72s	28.74s
10 FEROCIOUS SON	7	24.7m	18.8m (0)	12.9m (2)	2:15.27	30.30s	29.03s
9 HESASTAR	8	25.3m	22.5m (2)	5.5m (2)	2:15.32	29.48s	29.62s
8 DOUGS CINO	9	27.2m	14.1m (1)	14.1m (1)	2:15.46	30.75s	29.13s
6 ROJENBYE	10	28.3m	18.3m (1)	9.1m (2)	2:15.54	30.06s	29.58s

Finish Position and metres gained from 800m



## PJ Harness Analyser

Sectional Analysis Software - Not just a formguide!

[www.facebook.com/PJHarnessRacing](https://www.facebook.com/PJHarnessRacing)



RISE Digital, Harness Racing Australia nor the provider accepts any responsibility for the completeness or accuracy of any of the information contained herein, and makes no representations about its suitability for any particular purpose. Users should make their own judgements about those matters and/or seek independent advice. You assume all risks associated with use of data provided on this page



# Mildura Race 7 Distance 1790m

Friday, 1 September 2023


Gross Time: 2:10.50 MileRate: 1:57.30 LeadTime: 11.70s First Qtr: 30.90s Second Qtr: 30.60s Third Qtr: 28.40s Fourth Qtr: 28.90s

NoHorse	Plc	Mar	800 Posi	400 Posi	Time	3rd Qtr	4th Qtr
4 SWEET AGENDA	1	0.0m	0.0m (0)	0.0m (0)	2:10.51	28.40s	28.91s

Finish Position and metres gained from 800m



9 JOHN MCLEAN	2	17.9m	1.1m (1)	2.1m (1)	2:11.85	28.47s	30.10s
2 SPRING DELIGHT	3	18.7m	6.0m (1)	8.3m (1)	2:11.91	28.57s	29.72s
10 SINISTER	4	34.5m	19.3m (1)	22.9m (1)	2:13.09	28.67s	29.86s
1 I RUNFORMUM	5	34.8m	5.1m (0)	10.7m (0)	2:13.11	28.80s	30.75s
7 FEISTY PHOEBE	6	35.8m	9.6m (0)	15.7m (0)	2:13.18	28.84s	30.46s
3 ULTIMATE TROUBLE	7	38.6m	10.2m (1)	13.9m (1)	2:13.39	28.67s	30.80s
8 NEDS BEACH	8	39.5m	14.2m (0)	20.2m (0)	2:13.46	28.84s	30.42s
5 FLAME BLASTER	9	41.9m	14.7m (1)	19.0m (1)	2:13.64	28.71s	30.69s
6 MY ULTIMATE BILLY	10	46.0m	23.8m (1)	29.8m (0)	2:13.94	28.84s	30.22s



## PJ Harness Analyser

Sectional Analysis Software – Not just a formguide!

[www.facebook.com/PJHarnessRacing](https://www.facebook.com/PJHarnessRacing)



RISE Digital, Harness Racing Australia nor the provider accepts any responsibility for the completeness or accuracy of any of the information contained herein, and makes no representations about its suitability for any particular purpose. Users should make their own judgements about those matters and/or seek independent advice. You assume all risks associated with use of data provided on this page

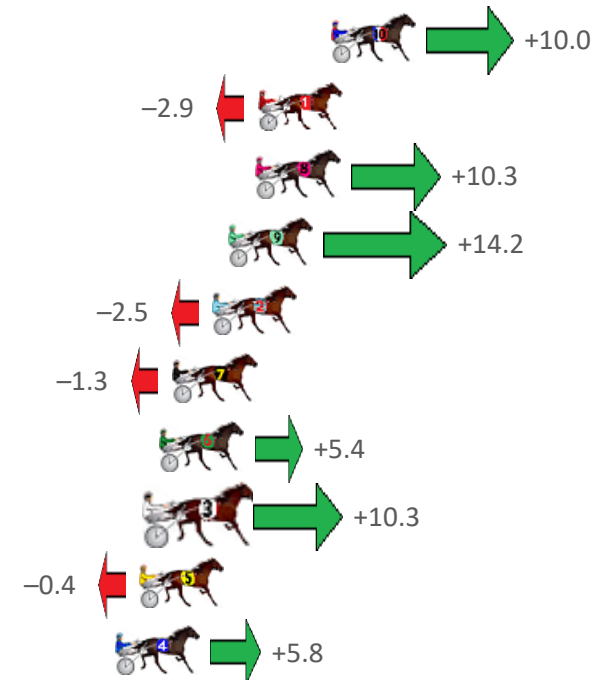
# Mildura Race 8 Distance 2190m

Friday, 1 September 2023

Gross Time: 2:44.50 MileRate: 2:00.90 LeadTime: 42.00s First Qtr: 31.70s Second Qtr: 31.70s Third Qtr: 29.10s Fourth Qtr: 30.00s

NoHorse	Plc	Mar	800 Posi	400 Posi	Time	3rd Qtr	4th Qtr
10 CAULONIA TERROR	1	0.0m	10.0m (0)	10.5m (0)	2:44.50	29.15s	29.23s
1 TOBY OGARA	2	2.9m	0.0m (0)	0.1m (0)	2:44.72	29.11s	30.21s
8 TWISTED BLISS	3	3.0m	13.3m (2)	4.3m (2)	2:44.72	28.45s	29.91s
9 LINXX	4	4.1m	18.3m (2)	9.2m (2)	2:44.81	28.45s	29.64s
2 STARVIN MARVIN	5	4.7m	2.2m (1)	0.0m (1)	2:44.85	28.94s	30.35s
7 BLACKTOP ROCK	6	6.3m	5.0m (0)	6.7m (0)	2:44.97	29.23s	29.98s
6 JACCKA CONNOR	7	6.8m	12.2m (1)	10.4m (1)	2:45.01	28.98s	29.75s
3 TALENT AGENT	8	6.9m	17.2m (1)	13.2m (2)	2:45.02	28.83s	29.55s
5 GOODTIME MADDIE	9	7.6m	7.2m (1)	6.0m (1)	2:45.07	29.02s	30.13s
4 WILSHIRE BOULEVAR	10	8.6m	14.4m (0)	15.3m (1)	2:45.14	29.18s	29.52s

## Finish Position and metres gained from 800m



# PJ Harness Analyser

Sectional Analysis Software – Not just a formguide!

[www.facebook.com/PJHarnessRacing](https://www.facebook.com/PJHarnessRacing)



RISE Digital, Harness Racing Australia nor the provider accepts any responsibility for the completeness or accuracy of any of the information contained herein, and makes no representations about its suitability for any particular purpose. Users should make their own judgements about those matters and/or seek independent advice. You assume all risks associated with use of data provided on this page



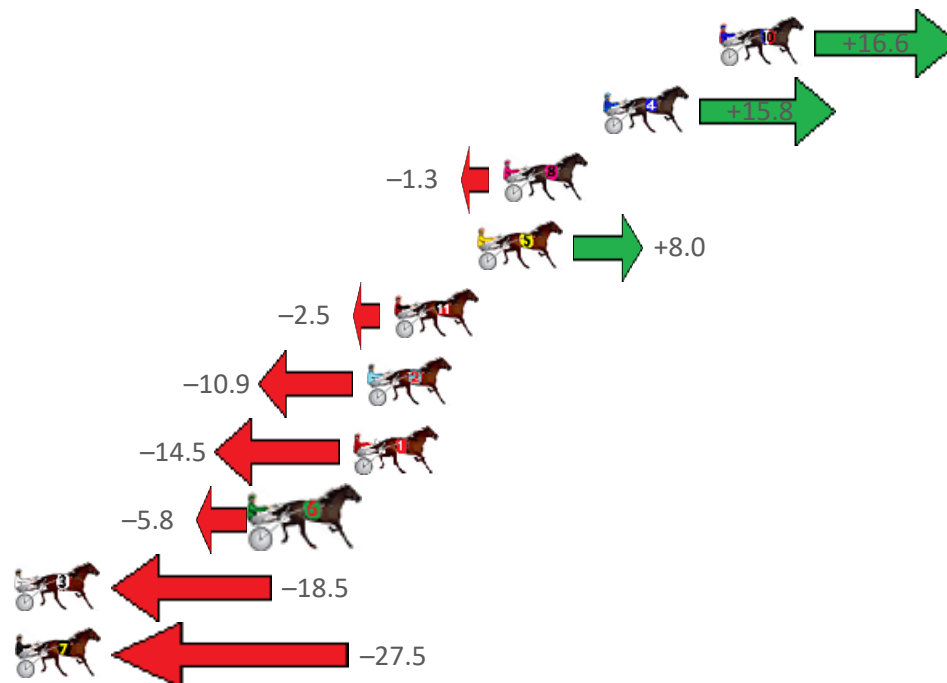
# Mildura Race 9 Distance 2190m

Friday, 1 September 2023

Gross Time: 2:46.40 MileRate: 2:02.30 LeadTime: 40.90s First Qtr: 30.80s Second Qtr: 31.50s Third Qtr: 31.10s Fourth Qtr: 32.10s

NoHorse	Plc	Mar	800 Posi	400 Posi	Time	3rd Qtr	4th Qtr
10 BEATBOXER	1	0.0m	16.6m (1)	10.5m (2)	2:46.37	30.64s	31.25s
4 OUTA CONTROL	2	4.6m	20.4m (1)	16.7m (1)	2:46.72	30.83s	31.11s
8 ROBERT CROCKA	3	8.6m	7.3m (1)	5.4m (2)	2:47.01	30.96s	32.29s
5 PUNTO CALIENTE	4	9.6m	17.6m (0)	16.8m (0)	2:47.09	31.06s	31.47s
11 FOR TONY	5	12.9m	10.4m (0)	13.2m (0)	2:47.33	31.34s	31.99s
2 OHOKA AGENT	6	14.0m	3.1m (1)	0.9m (1)	2:47.41	30.93s	33.04s
1 IMPETUOSO	7	14.5m	0.0m (0)	0.0m (0)	2:47.45	31.10s	33.15s
6 REALITY PLAYER	8	18.2m	12.4m (1)	10.1m (1)	2:47.73	30.93s	32.64s
3 STARTUP	9	30.4m	11.9m (2)	16.1m (2)	2:48.64	31.44s	33.08s
7 MAJESTIC SUE	10	33.7m	6.2m (0)	8.2m (0)	2:48.89	31.26s	33.95s

Finish Position and metres gained from 800m



## PJ Harness Analyser

Sectional Analysis Software - Not just a formguide!

[www.facebook.com/PJHarnessRacing](https://www.facebook.com/PJHarnessRacing)



RISE Digital, Harness Racing Australia nor the provider accepts any responsibility for the completeness or accuracy of any of the information contained herein, and makes no representations about its suitability for any particular purpose. Users should make their own judgements about those matters and/or seek independent advice. You assume all risks associated with use of data provided on this page

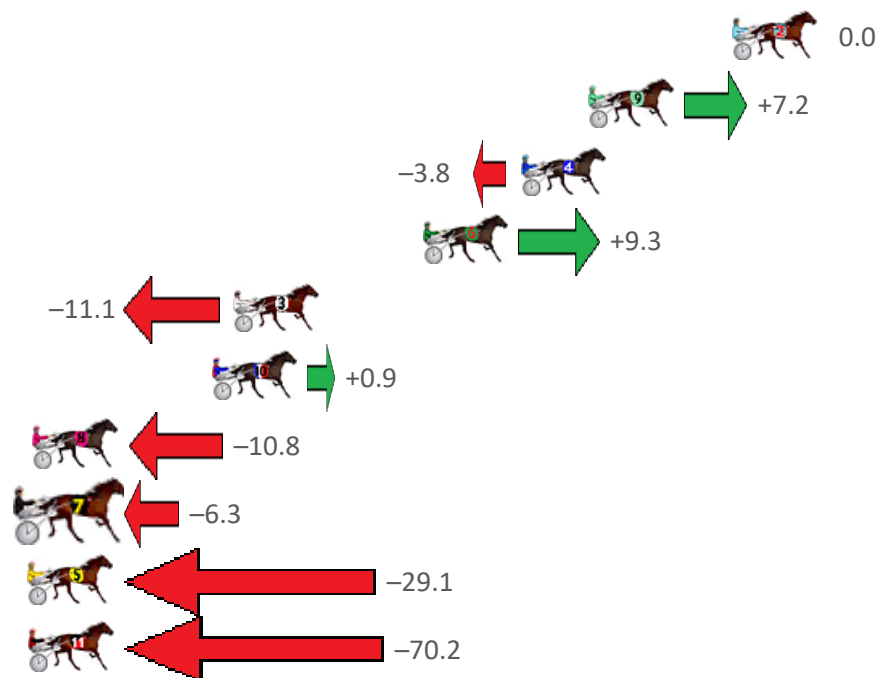
# Mildura Race 10 Distance 1790m

Friday, 1 September 2023

Gross Time: 2:16.40 MileRate: 2:02.70 LeadTime: 12.20s First Qtr: 31.20s Second Qtr: 32.60s Third Qtr: 31.30s Fourth Qtr: 29.10s

NoHorse	Plc	Mar	800 Posi	400 Posi	Time	3rd Qtr	4th Qtr
2 ROSE NOIRE	1	0.0m	0.0m (0)	0.0m (0)	2:16.44	31.30s	29.14s
9 GOODTIME JAZZI	2	5.7m	12.9m (0)	2.0m (1)	2:16.86	30.45s	29.41s
4 BRAVELY DONE	3	8.4m	4.6m (0)	4.3m (0)	2:17.06	31.26s	29.44s
6 SIR VINCENT	4	12.3m	21.6m (1)	6.3m (1)	2:17.36	30.09s	29.59s
3 DYNASTY STRIDE	5	19.8m	8.7m (0)	9.6m (0)	2:17.92	31.34s	29.90s
10 BAD BOY CARTER	6	20.7m	21.6m (0)	13.0m (1)	2:17.98	30.59s	29.71s
8 PINK SCOOTER	7	27.8m	17.0m (0)	14.9m (0)	2:18.51	31.10s	30.09s
7 MEXICAN STANDOFF	8	32.0m	25.7m (0)	20.3m (0)	2:18.82	30.82s	30.00s
5 COTTON CANDY MA	9	56.4m	27.3m (1)	20.1m (1)	2:20.65	30.69s	31.84s
11 BILUM	10	164.8m	94.6m (0)	108.7m (0)	2:28.72	32.10s	33.26s

## Finish Position and metres gained from 800m



**PJ Harness Analyser**  
Sectional Analysis Software – Not just a formguide!

[www.facebook.com/PJHarnessRacing](https://www.facebook.com/PJHarnessRacing)



RISE Digital, Harness Racing Australia nor the provider accepts any responsibility for the completeness or accuracy of any of the information contained herein, and makes no representations about its suitability for any particular purpose. Users should make their own judgements about those matters and/or seek independent advice. You assume all risks associated with use of data provided on this page

# Mildura Race 11 Distance 1790m

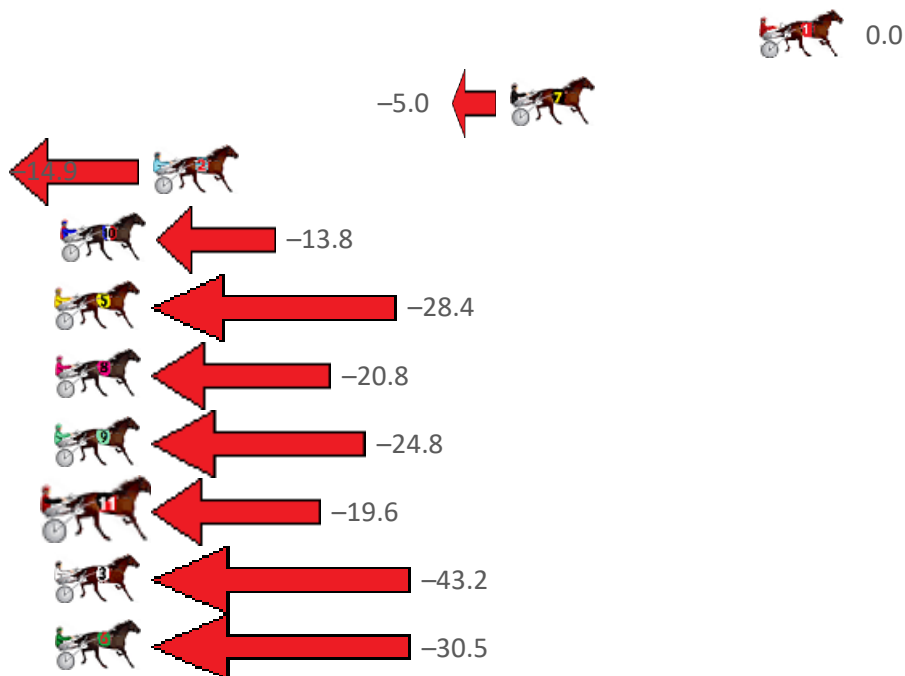
Friday, 1 September 2023

Gross Time: 2:12.10 MileRate: 1:58.80 LeadTime: 12.30s First Qtr: 29.60s Second Qtr: 31.70s Third Qtr: 29.80s Fourth Qtr: 28.70s

NoHorse	Plc	Mar	800 Posi	400 Posi	Time	3rd Qtr	4th Qtr
---------	-----	-----	----------	----------	------	---------	---------

1 IM STUCK MAN	1	0.0m	0.0m (0)	0.0m (0)	2:12.09	29.80s	28.69s
7 LILBITAHENRYTEE	2	9.9m	4.9m (0)	5.0m (0)	2:12.83	29.80s	29.07s
2 MUSTANG MAX	3	24.1m	9.2m (0)	9.9m (0)	2:13.89	29.84s	29.77s
10 ITSALLABOUTNED	4	27.8m	14.0m (0)	14.9m (0)	2:14.17	29.84s	29.69s
5 GIVE US A WINK	5	28.9m	0.5m (1)	3.8m (1)	2:14.25	30.03s	30.58s
8 OUR GRAND TORINO	6	33.8m	13.0m (1)	16.4m (1)	2:14.61	30.03s	30.02s
9 VIEIRA	7	34.0m	9.2m (1)	11.5m (1)	2:14.63	29.95s	30.40s
11 RONZEL SONNY	8	38.0m	18.4m (1)	21.4m (1)	2:14.93	29.99s	29.98s
3 CHOGI	9	48.1m	4.9m (1)	6.9m (2)	2:15.68	29.94s	31.78s
6 ROCKING WROXTON	10	48.9m	18.4m (0)	20.9m (0)	2:15.74	29.96s	30.82s

Finish Position and metres gained from 800m



**PJ Harness Analyser**  
Sectional Analysis Software – Not just a formguide!

[www.facebook.com/PJHarnessRacing](https://www.facebook.com/PJHarnessRacing)



RISE Digital, Harness Racing Australia nor the provider accepts any responsibility for the completeness or accuracy of any of the information contained herein, and makes no representations about its suitability for any particular purpose. Users should make their own judgements about those matters and/or seek independent advice. You assume all risks associated with use of data provided on this page