

Mildura Race 1 Distance 1790m

Friday, 1 May 2026



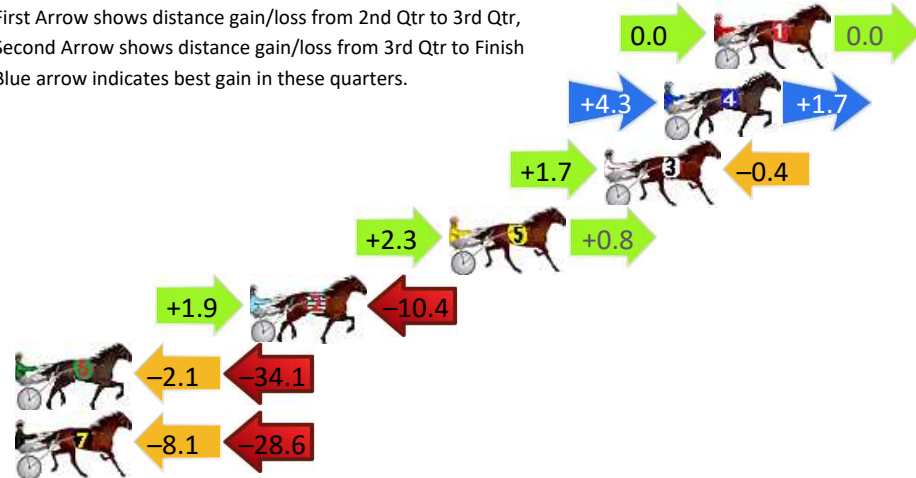
Gross Time: 2:14.50 MileRate: 2:01.00 LeadTime: 12.50s First Qtr: 31.20s Second Qtr: 30.70s Third Qtr: 30.30s Fourth Qtr: 29.80s

DATA TABLE: 800 / 400 Posi's are position from leader and (how wide the horse was at that position)

NoHorse	Plc	Mar	800 Posi	400 Posi	Time	3rd Qtr	4th Qt
1 RAVISHING ROXY	1	0.0m	0.0m (0)	0.0m (0)	2:14.50	30.30s	29.80s
4 POSTER ART	2	2.0m	8.0m (1)	3.7m (2)	2:14.66	29.97s	29.68s
3 MELS NIGHT OUT	3	4.4m	5.7m (0)	4.0m (0)	2:14.84	30.17s	29.84s
5 ELISSAS DELIGHT	4	10.6m	13.7m (0)	11.4m (1)	2:15.33	30.12s	29.78s
2 MINI VINNEY	5	18.6m	10.1m (0)	8.2m (0)	2:15.95	30.15s	30.64s
6 NAUGHTY BET	6	39.8m	3.6m (1)	5.7m (1)	2:17.61	30.45s	32.49s
7 DESTINY KEPT	7	82.2m	45.5m (0)	53.6m (0)	2:20.92	30.87s	32.22s

Finish Position and metres gained

First Arrow shows distance gain/loss from 2nd Qtr to 3rd Qtr,
Second Arrow shows distance gain/loss from 3rd Qtr to Finish
Blue arrow indicates best gain in these quarters.



Mildura Race 2 Distance 2190m

Friday, 1 May 2026

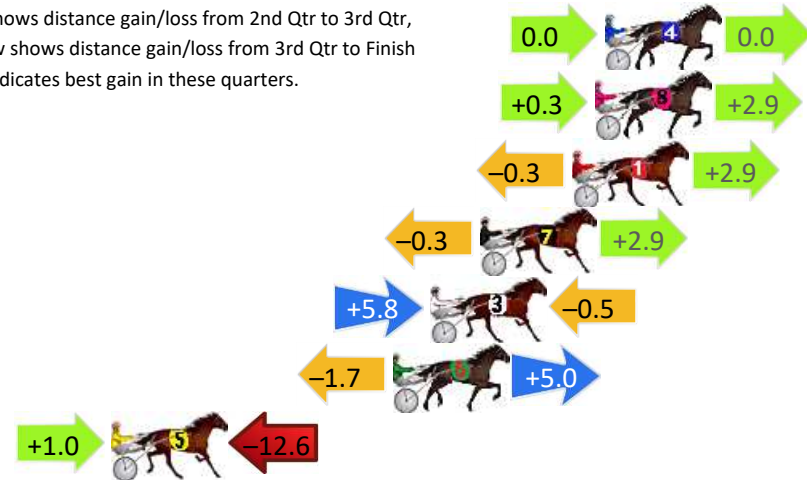
Gross Time: 2:44.20 MileRate: 2:00.70 LeadTime: 43.30s First Qtr: 32.90s Second Qtr: 30.60s Third Qtr: 29.10s Fourth Qtr: 28.30s

DATA TABLE: 800 / 400 Posi's are position from leader and (how wide the horse was at that position)

NoHorse	Plc	Mar	800 Posi	400 Posi	Time	3rd Qtr	4th Qt
4 SHOTINTHEDARK	1	0.0m	0.0m (0)	0.0m (0)	2:44.20	29.10s	28.30s
8 UNITED	2	0.4m	3.6m (1)	3.3m (1)	2:44.23	29.07s	28.10s
1 AVOCA BLUES	3	1.3m	3.9m (0)	4.2m (0)	2:44.30	29.12s	28.10s
7 WILLIAMS	4	5.0m	7.6m (0)	7.9m (0)	2:44.57	29.11s	28.11s
3 CAULONIA TERROR	5	7.0m	12.3m (1)	6.5m (2)	2:44.72	28.67s	28.36s
6 SHES POPPY	6	8.5m	11.8m (0)	13.5m (0)	2:44.83	29.21s	27.97s
5 RONZEL MICKY	7	19.8m	8.2m (1)	7.2m (1)	2:45.67	29.02s	29.26s

Finish Position and metres gained

First Arrow shows distance gain/loss from 2nd Qtr to 3rd Qtr, Second Arrow shows distance gain/loss from 3rd Qtr to Finish. Blue arrow indicates best gain in these quarters.



8
0
0

Visual positions in race at 2nd Quarter



4
0
0

Visual positions in race at 3rd Quarter



Mildura Race 3 Distance 1790m

Friday, 1 May 2026

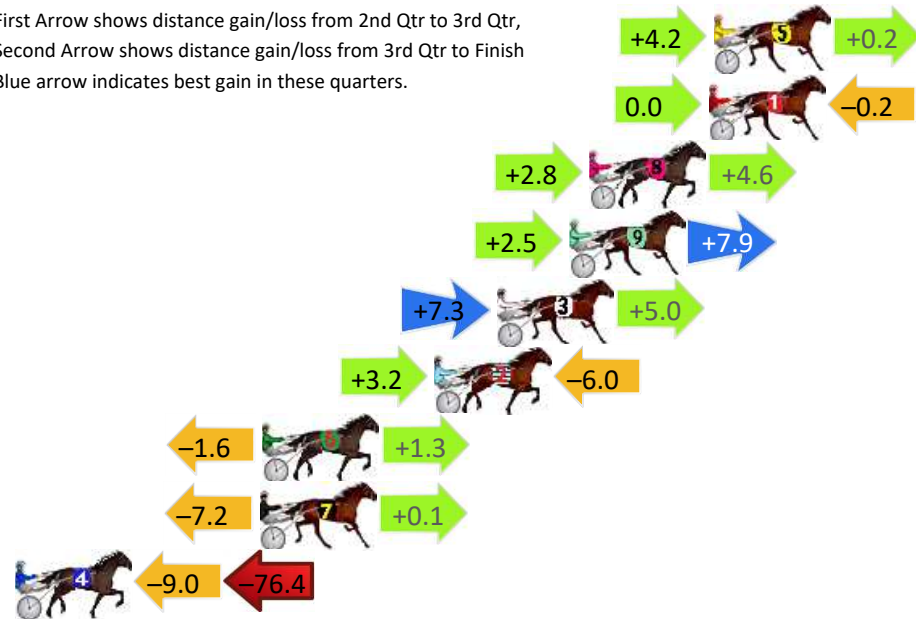
Gross Time: 2:14.60 MileRate: 2:01.10 LeadTime: 11.80s First Qtr: 31.50s Second Qtr: 31.70s Third Qtr: 30.10s Fourth Qtr: 29.50s

DATA TABLE: 800 / 400 Posi's are position from leader and (how wide the horse was at that position)

No	Horse	Plc	Mar	800 Posi	400 Posi	Time	3rd Qtr	4th Qt
5	LOCHINVAR HAWK	1	0.0m	4.4m (1)	0.2m (1)	2:14.60	29.78s	29.49s
1	SEASIDE SHOW	2	0.2m	0.0m (0)	0.0m (0)	2:14.62	30.10s	29.52s
8	BREISBETTER	3	5.0m	12.4m (1)	9.6m (1)	2:14.99	29.88s	29.17s
9	ELPINE WARRIOR	4	5.8m	16.2m (1)	13.7m (1)	2:15.05	29.90s	28.94s
3	MAXI ANGEL	5	8.7m	21.0m (1)	13.7m (2)	2:15.27	29.54s	29.16s
2	STYLISH SAINT	6	11.2m	8.4m (1)	5.2m (1)	2:15.47	29.85s	29.98s
6	CRUEL MISTRESS	7	18.1m	17.8m (0)	19.4m (2)	2:16.00	30.20s	29.47s
7	LIVELY JOE	8	18.2m	11.1m (0)	18.3m (1)	2:16.01	30.62s	29.56s
4	TESSY BOO	9	91.7m	6.3m (0)	15.3m (0)	2:21.69	30.76s	35.46s

Finish Position and metres gained

First Arrow shows distance gain/loss from 2nd Qtr to 3rd Qtr, Second Arrow shows distance gain/loss from 3rd Qtr to Finish
Blue arrow indicates best gain in these quarters.



800

Visual positions in race at 2nd Quarter



400

Visual positions in race at 3rd Quarter



Mildura Race 4 Distance 1790m

Friday, 1 May 2026


Gross Time: 2:12.50 MileRate: 1:59.20 LeadTime: 12.00s First Qtr: 31.60s Second Qtr: 31.10s Third Qtr: 29.20s Fourth Qtr: 28.60s

DATA TABLE: 800 / 400 Posi's are position from leader and (how wide the horse was at that position)

NoHorse	Plc	Mar	800 Posi	400 Posi	Time	3rd Qtr	4th Qt
6 OHANA BY THE SEA	1	0.0m	0.0m (0)	0.0m (0)	2:12.50	29.20s	28.60s
5 LITTLE WONDER	2	2.9m	2.5m (1)	3.5m (1)	2:12.72	29.27s	28.57s
2 XLENDI STAR	3	4.6m	4.4m (0)	4.7m (0)	2:12.85	29.22s	28.61s
7 HARLEM TOWN	4	11.6m	8.3m (0)	9.3m (0)	2:13.37	29.27s	28.80s
3 PRIDDY CARSON	5	20.9m	17.1m (0)	14.9m (0)	2:14.07	29.03s	29.10s
8 ROCKNROLL LENNY	6	22.7m	19.8m (1)	18.8m (1)	2:14.20	29.11s	28.95s
9 MISTER BOOMBASTIK	7	27.5m	11.2m (1)	9.0m (2)	2:14.57	29.03s	30.02s
10 BETTOR DOO	8	27.9m	15.2m (1)	14.7m (1)	2:14.60	29.15s	29.64s
4 TRYAGAINFREDDY	9	28.4m	7.0m (1)	7.7m (1)	2:14.63	29.24s	30.18s

Finish Position and metres gained

First Arrow shows distance gain/loss from 2nd Qtr to 3rd Qtr, Second Arrow shows distance gain/loss from 3rd Qtr to Finish
Blue arrow indicates best gain in these quarters.



800

Visual positions in race at 2nd Quarter



400

Visual positions in race at 3rd Quarter



Mildura Race 5 Distance 1790m

Friday, 1 May 2026


Gross Time: 2:14.50 MileRate: 2:00.90 LeadTime: 12.70s First Qtr: 30.80s Second Qtr: 31.80s Third Qtr: 29.40s Fourth Qtr: 29.80s

DATA TABLE: 800 / 400 Posi's are position from leader and (how wide the horse was at that position)

No	Horse	Plc	Mar	800 Posi	400 Posi	Time	3rd Qtr	4th Qt
2	THE TOOTH FAIRY	1	0.0m	0.0m (0)	0.0m (0)	2:14.50	29.40s	29.80s
7	DAYSIE BROWN	2	5.7m	13.8m (1)	9.4m (2)	2:14.95	29.08s	29.55s
8	HESASTAR	3	7.4m	9.3m (2)	4.4m (2)	2:15.08	29.04s	30.05s
1	GROVE DALE	4	8.4m	4.7m (0)	5.7m (0)	2:15.16	29.48s	30.04s
12	GRENADE	5	11.7m	17.5m (2)	14.1m (2)	2:15.41	29.15s	29.68s
10	BIG BAD CHAD	6	11.9m	9.0m (0)	13.2m (0)	2:15.43	29.71s	29.76s
9	ROCKING WROXTON	7	12.4m	1.1m (1)	2.8m (1)	2:15.47	29.52s	30.57s
11	TWO WAY WONDER	8	12.8m	21.6m (2)	15.6m (3)	2:15.50	28.97s	29.65s
6	PUNTO CALIENTE	9	17.2m	24.8m (1)	21.1m (2)	2:15.84	29.14s	29.59s
4	SUNSHINE WARRIOR	10	23.9m	5.6m (1)	11.5m (1)	2:16.37	29.83s	30.82s
5	HARRY MCKINNIS	11	24.0m	16.0m (0)	17.9m (0)	2:16.37	29.55s	30.35s

Finish Position and metres gained

First Arrow shows distance gain/loss from 2nd Qtr to 3rd Qtr, Second Arrow shows distance gain/loss from 3rd Qtr to Finish
Blue arrow indicates best gain in these quarters.



800

Visual positions in race at 2nd Quarter



400

Visual positions in race at 3rd Quarter



Mildura Race 6 Distance 2190m

Friday, 1 May 2026



Gross Time: 2:43.80 MileRate: 2:00.30 LeadTime: 41.80s First Qtr: 31.80s Second Qtr: 30.90s Third Qtr: 29.50s Fourth Qtr: 29.80s

DATA TABLE: 800 / 400 Posi's are position from leader and (how wide the horse was at that position)

No	Horse	Plc	Mar	800 Posi	400 Posi	Time	3rd Qtr	4th Qt
6	RUBBLEONTHE DOUBLE	1	0.0m	0.0m (0)	0.0m (0)	2:43.80	29.50s	29.80s
7	G B BRAVE	2	1.6m	10.6m (1)	6.6m (2)	2:43.92	29.20s	29.44s
8	GLITZY ALL OVER	3	8.9m	6.6m (1)	2.8m (2)	2:44.49	29.22s	30.29s
5	CALF PEN	4	10.6m	19.2m (1)	15.4m (2)	2:44.63	29.22s	29.49s
2	OUR MASTER PLAY	5	11.5m	1.9m (1)	2.9m (1)	2:44.70	29.57s	30.49s
1	APOLOGY ACCEPTED	6	14.9m	9.1m (0)	9.5m (0)	2:44.96	29.53s	30.26s
3	OUR PRINCESS DI	7	15.6m	4.1m (0)	4.5m (0)	2:45.02	29.53s	30.69s
9	LOSEASHOE	8	17.3m	15.0m (0)	9.3m (1)	2:45.15	29.08s	30.47s
10	ONLY ONCE BITTEN	9	18.5m	20.1m (0)	14.1m (0)	2:45.24	29.07s	30.20s
4	CAULONIA BELLA	10	30.1m	14.7m (1)	11.3m (2)	2:46.15	29.25s	31.32s
11	CHEERS POVERTY	11	340.2m	29.2m (0)	225.6m (0)	3:10.36	43.99s	39.73s

Finish Position and metres gained

First Arrow shows distance gain/loss from 2nd Qtr to 3rd Qtr, Second Arrow shows distance gain/loss from 3rd Qtr to Finish
Blue arrow indicates best gain in these quarters.



800

Visual positions in race at 2nd Quarter



400

Visual positions in race at 3rd Quarter



Sectional Analysis Software
Not just form | Free Trial



RISE Digital, Harness Racing Australia nor the provider accepts any responsibility for the completeness or accuracy of any of the information contained herein, and makes no representations about its suitability for any particular purpose. Users should make their own judgements about those matters and/or seek independent advice. You assume all risks associated with use of data provided on this page

www.facebook.com/PJHarnessRacing

Mildura Race 7 Distance 1790m

Friday, 1 May 2026




Gross Time: 2:11.70 MileRate: 1:58.40 LeadTime: 12.20s First Qtr: 29.80s Second Qtr: 30.30s Third Qtr: 29.60s Fourth Qtr: 29.80s

DATA TABLE: 800 / 400 Posi's are position from leader and (how wide the horse was at that position)

No	Horse	Plc	Mar	800 Posi	400 Posi	Time	3rd Qtr	4th Qt
11	LOUIEVILLE	1	0.0m	14.1m (0)	8.4m (1)	2:11.70	29.18s	29.18s
2	MAGGACIS	2	1.5m	14.1m (1)	10.5m (2)	2:11.82	29.33s	29.14s
6	ROYAL SAXON	3	2.3m	2.7m (1)	0.3m (1)	2:11.88	29.42s	29.96s
1	WATCHTHECLOCK	4	3.3m	0.0m (0)	0.0m (0)	2:11.96	29.60s	30.06s
5	THEBUCKSONYOU	5	5.6m	6.4m (1)	4.4m (1)	2:12.14	29.45s	29.92s
9	RED HOT MIKI	6	7.9m	22.6m (1)	17.0m (1)	2:12.32	29.19s	29.16s
8	FLAME BLASTER	7	10.1m	18.6m (1)	14.1m (2)	2:12.49	29.27s	29.54s
3	IM ALRIGHT JACK	8	14.5m	4.5m (0)	5.4m (0)	2:12.83	29.67s	30.53s
7	WATCH THE ATTITUDE	9	16.6m	8.6m (0)	9.8m (0)	2:13.00	29.69s	30.38s
10	BRAVE ART	10	22.4m	26.4m (2)	18.6m (2)	2:13.45	29.03s	30.18s
12	LORD VERDE	11	24.6m	10.5m (1)	6.0m (2)	2:13.62	29.27s	31.28s

Finish Position and metres gained

First Arrow shows distance gain/loss from 2nd Qtr to 3rd Qtr, Second Arrow shows distance gain/loss from 3rd Qtr to Finish. Blue arrow indicates best gain in these quarters.



Mildura Race 8 Distance 2190m

Friday, 1 May 2026

Gross Time: 2:39.90 MileRate: 1:57.50 LeadTime: 42.50s First Qtr: 29.90s Second Qtr: 27.90s Third Qtr: 29.10s Fourth Qtr: 30.50s

DATA TABLE: 800 / 400 Posi's are position from leader and (how wide the horse was at that position)

No	Horse	Plc	Mar	800 Posi	400 Posi	Time	3rd Qtr	4th Qt
8	SHADOW CELT	1	0.0m	23.9m (1)	12.6m (2)	2:39.90	28.37s	29.57s
7	MY ULTIMATE JIMMY	2	1.7m	4.9m (1)	5.2m (1)	2:40.04	29.14s	30.25s
1	DALLAS MIKI	3	6.6m	0.0m (1)	1.1m (1)	2:40.43	29.18s	30.94s
2	SANTA CASA BEACH	4	8.1m	1.5m (0)	0.0m (0)	2:40.55	29.00s	31.15s
5	CEMETERY BAY	5	8.5m	15.6m (0)	10.9m (0)	2:40.58	28.83s	30.37s
6	POWERSOFPERSUASION	6	8.9m	14.0m (1)	12.9m (1)	2:40.61	29.08s	30.26s
10	KEAYANG MOROCCAN	7	11.3m	8.7m (0)	6.9m (0)	2:40.80	29.01s	30.89s
4	CLASSIC LINE	8	12.2m	9.2m (1)	9.1m (2)	2:40.87	29.13s	30.80s
3	TOUGH AINT ENOUGH	9	12.5m	19.3m (1)	18.3m (1)	2:40.90	29.11s	30.15s
9	RIO ROCK	10	13.6m	23.1m (0)	15.3m (0)	2:40.99	28.63s	30.46s

Finish Position and metres gained

First Arrow shows distance gain/loss from 2nd Qtr to 3rd Qtr, Second Arrow shows distance gain/loss from 3rd Qtr to Finish
Blue arrow indicates best gain in these quarters.

