

Melton Race 1 Distance 1720m

Saturday, 30 May 2026


Gross Time: 2:03.30 MileRate: 1:55.40 LeadTime: 6.90s First Qtr: 29.20s Second Qtr: 31.50s Third Qtr: 27.50s Fourth Qtr: 28.20s

DATA TABLE: 800 / 400 Posi's are position from leader and (how wide the horse was at that position)

NoHorse	Plc	Mar	800 Posi	400 Posi	Time	3rd Qtr	4th Qt
8 MEDINA	1	0.0m	13.8m (0)	9.4m (3)	2:03.30	27.21s	27.55s
6 OZZIE CORKA	2	0.8m	4.3m (0)	4.4m (0)	2:03.36	27.52s	27.95s
4 RANGER RICK	3	1.3m	0.0m (0)	0.5m (0)	2:03.40	27.54s	28.26s
1 LE CARDINAL	4	2.6m	9.4m (0)	8.8m (0)	2:03.49	27.47s	27.79s
2 STARZZZ DESTINY	5	4.1m	3.5m (1)	1.5m (1)	2:03.60	27.37s	28.40s
10 ALL BLAZING GUNS	6	6.1m	15.7m (2)	0.0m (2)	2:03.75	26.43s	28.65s
7 HEATSEEKER	7	8.9m	13.3m (1)	5.8m (2)	2:03.96	26.99s	28.46s
9 BLACKJACK WHACKO	8	9.1m	8.9m (1)	7.0m (1)	2:03.97	27.38s	28.39s

Finish Position and metres gained

First Arrow shows distance gain/loss from 2nd Qtr to 3rd Qtr, Second Arrow shows distance gain/loss from 3rd Qtr to Finish Blue arrow indicates best gain in these quarters.



800

Visual positions in race at 2nd Quarter



400

Visual positions in race at 3rd Quarter



Melton Race 2 Distance 1720m

Saturday, 30 May 2026

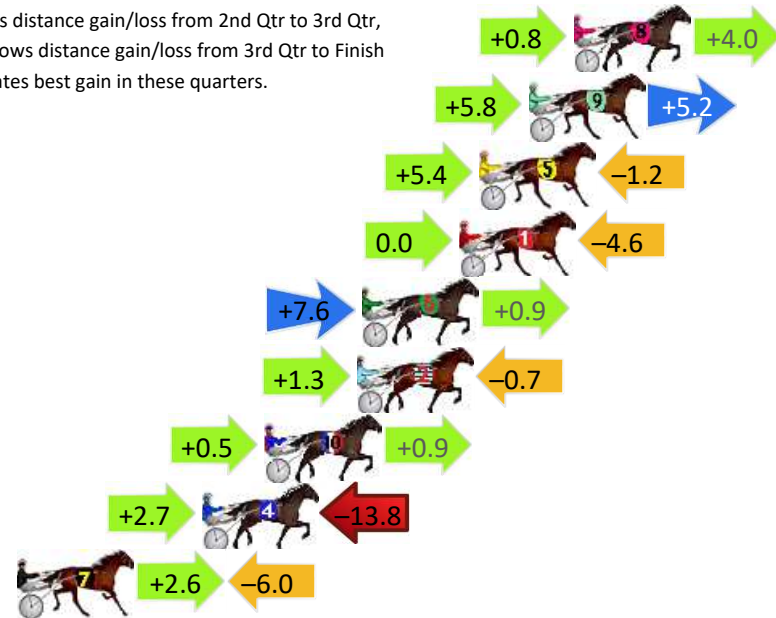
Gross Time: 2:03.10 MileRate: 1:55.20 LeadTime: 7.40s First Qtr: 28.60s Second Qtr: 30.00s Third Qtr: 28.60s Fourth Qtr: 28.50s

DATA TABLE: 800 / 400 Posi's are position from leader and (how wide the horse was at that position)

NoHorse	Plc	Mar	800 Posi	400 Posi	Time	3rd Qtr	4th Qt
8 IM BOBBY	1	0.0m	4.8m (0)	4.0m (0)	2:03.10	28.54s	28.22s
9 LOVEMETO	2	1.8m	12.8m (1)	7.0m (2)	2:03.23	28.19s	28.14s
5 REMUS PHOENIX	3	3.8m	8.0m (1)	2.6m (2)	2:03.38	28.22s	28.60s
1 PINNIE	4	4.6m	0.0m (0)	0.0m (0)	2:03.44	28.60s	28.84s
6 MORE WANTED	5	8.5m	17.0m (1)	9.4m (1)	2:03.74	28.06s	28.47s
2 ALDEBARAN ACRUX	6	8.7m	9.3m (0)	8.0m (0)	2:03.75	28.51s	28.58s
10 LITTLE YANKEE	7	12.4m	13.8m (0)	13.3m (0)	2:04.03	28.56s	28.49s
4 EL RESAMO	8	14.9m	3.8m (1)	1.1m (1)	2:04.22	28.41s	29.54s
7 QUIRKY CHARACTER	9	22.3m	18.9m (0)	16.3m (1)	2:04.77	28.42s	29.01s

Finish Position and metres gained

First Arrow shows distance gain/loss from 2nd Qtr to 3rd Qtr, Second Arrow shows distance gain/loss from 3rd Qtr to Finish Blue arrow indicates best gain in these quarters.



800

Visual positions in race at 2nd Quarter



400

Visual positions in race at 3rd Quarter



Melton Race 3 Distance 1720m



Saturday, 30 May 2026

Gross Time: 2:06.00 MileRate: 1:57.90 LeadTime: 7.10s First Qtr: 28.20s Second Qtr: 31.30s Third Qtr: 29.50s Fourth Qtr: 29.90s

DATA TABLE: 800 / 400 Posi's are position from leader and (how wide the horse was at that position)

No	Horse	Plc	Mar	800 Posi	400 Posi	Time	3rd Qtr	4th Qt
11	JOHNS BOY	1	0.0m	15.4m (1)	4.7m (2)	2:06.00	28.72s	29.56s
5	SHES SKY HIGH	2	9.7m	8.2m (0)	9.1m (0)	2:06.76	29.57s	29.99s
4	KAMARAN	3	10.6m	20.8m (1)	11.7m (3)	2:06.83	28.83s	29.87s
6	MOJITO MADNESS	4	12.9m	0.0m (0)	0.0m (0)	2:07.01	29.50s	30.91s
1	BOUTIKA	5	16.4m	4.5m (0)	5.0m (0)	2:07.28	29.54s	30.81s
10	DESERT ASSASSIN	6	19.0m	17.7m (0)	15.8m (1)	2:07.49	29.37s	30.22s
9	CENTURION DREAM	7	19.4m	6.8m (1)	3.8m (1)	2:07.52	29.28s	31.14s
3	BUSLIN BRODY	8	20.7m	10.9m (1)	8.5m (2)	2:07.62	29.33s	30.90s
2	NIGHT FLIGHT	9	30.0m	13.1m (0)	14.5m (0)	2:08.35	29.61s	31.18s
7	KYVALLEY JAGGER	10	99.8m	57.7m (0)	66.4m (0)	2:13.82	30.17s	32.82s
8	DISTANT SUN	11	100.5m	58.6m (1)	66.3m (1)	2:13.87	30.10s	32.88s

Finish Position and metres gained



Melton Race 4 Distance 1720m

Saturday, 30 May 2026


Gross Time: 2:03.80 MileRate: 1:55.80 LeadTime: 6.80s First Qtr: 28.80s Second Qtr: 31.10s Third Qtr: 28.50s Fourth Qtr: 28.60s

DATA TABLE: 800 / 400 Posi's are position from leader and (how wide the horse was at that position)

No	Horse	Plc	Mar	800 Posi	400 Posi	Time	3rd Qtr	4th Qt
4	KING SAINT	1	0.0m	0.0m (0)	0.0m (0)	2:03.80	28.50s	28.60s
1	INSIDER TRADING	2	0.4m	4.7m (0)	4.2m (0)	2:03.83	28.47s	28.33s
2	IM WESLEY	3	1.3m	9.2m (0)	8.5m (0)	2:03.90	28.45s	28.10s
8	THE GOLDEN HOOK	4	2.3m	13.4m (0)	12.3m (0)	2:03.97	28.42s	27.90s
7	OUR ULTIMATE GRACY	5	4.2m	15.8m (1)	10.8m (1)	2:04.12	28.15s	28.15s
5	YA BOTTOM DOLLAR	6	7.6m	2.2m (1)	2.1m (1)	2:04.37	28.49s	29.02s
3	PISTOL PEARCE	7	11.9m	6.7m (1)	6.6m (1)	2:04.69	28.49s	29.03s
6	GOODTIME CAPTAIN	8	12.8m	17.4m (0)	14.9m (1)	2:04.76	28.33s	28.50s
10	MUSELET	9	21.5m	11.2m (1)	4.7m (2)	2:05.41	28.04s	29.88s
9	ANOTHER WOODS	10	35.8m	17.0m (2)	10.8m (2)	2:06.49	28.06s	30.52s

Finish Position and metres gained

First Arrow shows distance gain/loss from 2nd Qtr to 3rd Qtr, Second Arrow shows distance gain/loss from 3rd Qtr to Finish. Blue arrow indicates best gain in these quarters.



800

Visual positions in race at 2nd Quarter



400

Visual positions in race at 3rd Quarter



Melton Race 5 Distance 1720m

Saturday, 30 May 2026

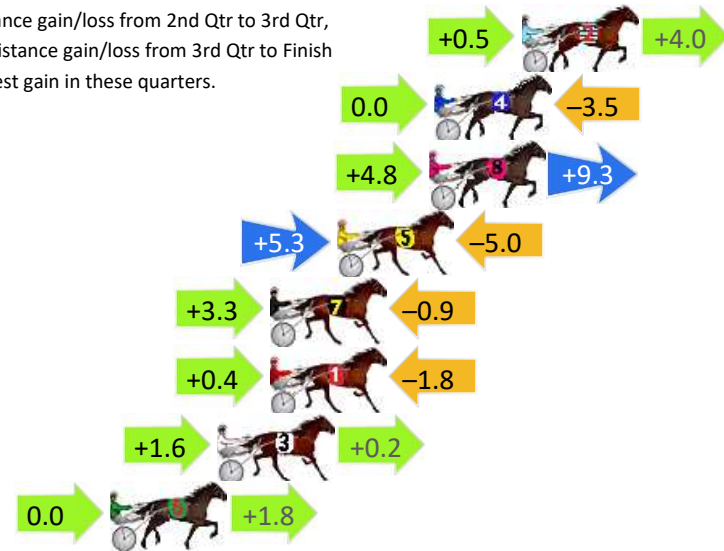
Gross Time: 2:02.50 MileRate: 1:54.60 LeadTime: 7.10s First Qtr: 28.80s Second Qtr: 31.50s Third Qtr: 27.90s Fourth Qtr: 27.20s

DATA TABLE: 800 / 400 Posi's are position from leader and (how wide the horse was at that position)

No	Horse	Plc	Mar	800 Posi	400 Posi	Time	3rd Qtr	4th Qt
2	SOAP AND BUBBLES	1	0.0m	4.5m (0)	4.0m (0)	2:02.50	27.86s	26.93s
4	KEAYANG WASABI	2	3.5m	0.0m (0)	0.0m (0)	2:02.75	27.90s	27.45s
8	SWEET IDEAL	3	3.7m	17.8m (1)	13.0m (1)	2:02.76	27.55s	26.58s
5	DAY TWO	4	7.4m	7.7m (1)	2.4m (1)	2:03.03	27.53s	27.56s
7	WESTERN SONADOR	5	10.1m	12.5m (1)	9.2m (1)	2:03.22	27.66s	27.30s
1	BUBBA SCRUB	6	10.1m	8.7m (0)	8.3m (0)	2:03.22	27.87s	27.35s
3	MY UNCLE STAN	7	12.2m	14.0m (0)	12.4m (0)	2:03.37	27.78s	27.22s
6	PESCI	8	16.5m	18.3m (0)	18.3m (0)	2:03.68	27.88s	27.13s

Finish Position and metres gained

First Arrow shows distance gain/loss from 2nd Qtr to 3rd Qtr, Second Arrow shows distance gain/loss from 3rd Qtr to Finish
Blue arrow indicates best gain in these quarters.



800

Visual positions in race at 2nd Quarter



400

Visual positions in race at 3rd Quarter



Melton Race 6 Distance 1720m

Saturday, 30 May 2026

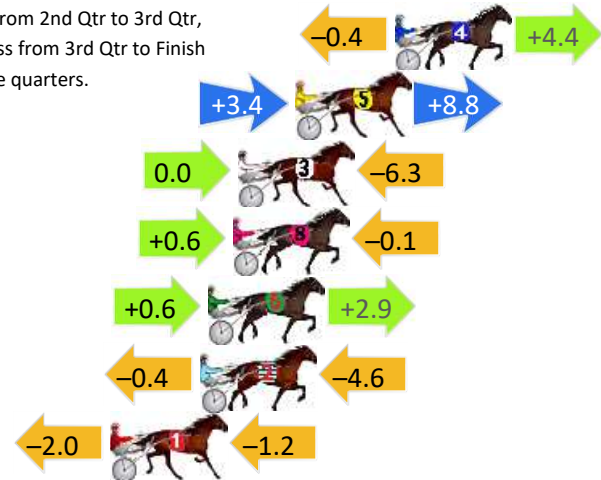
Gross Time: 2:02.50 MileRate: 1:54.60 LeadTime: 6.90s First Qtr: 28.60s Second Qtr: 30.70s Third Qtr: 27.80s Fourth Qtr: 28.50s

DATA TABLE: 800 / 400 Posi's are position from leader and (how wide the horse was at that position)

No	Horse	Plc	Mar	800 Posi	400 Posi	Time	3rd Qtr	4th Qt
4	MAXNJAX	1	0.0m	4.0m (0)	4.4m (0)	2:02.50	27.83s	28.19s
5	KOMODO	2	4.0m	16.2m (1)	12.8m (1)	2:02.80	27.57s	27.88s
3	CLYMENUS	3	6.3m	0.0m (0)	0.0m (0)	2:02.97	27.79s	28.95s
8	GOOD TOBE LOCKSLEY	4	6.5m	7.0m (1)	6.4m (2)	2:02.99	27.76s	28.51s
6	ZENARIO	5	7.5m	11.0m (1)	10.4m (2)	2:03.06	27.76s	28.29s
2	FRUGAL FARE	6	7.8m	2.8m (1)	3.2m (1)	2:03.08	27.82s	28.83s
1	SPRINGFIELD AFFAIR	7	11.4m	8.2m (0)	10.2m (0)	2:03.35	27.94s	28.59s

Finish Position and metres gained

First Arrow shows distance gain/loss from 2nd Qtr to 3rd Qtr, Second Arrow shows distance gain/loss from 3rd Qtr to Finish
Blue arrow indicates best gain in these quarters.



8
0
0

Visual positions in race at 2nd Quarter



4
0
0

Visual positions in race at 3rd Quarter



Melton Race 7 Distance 2240m

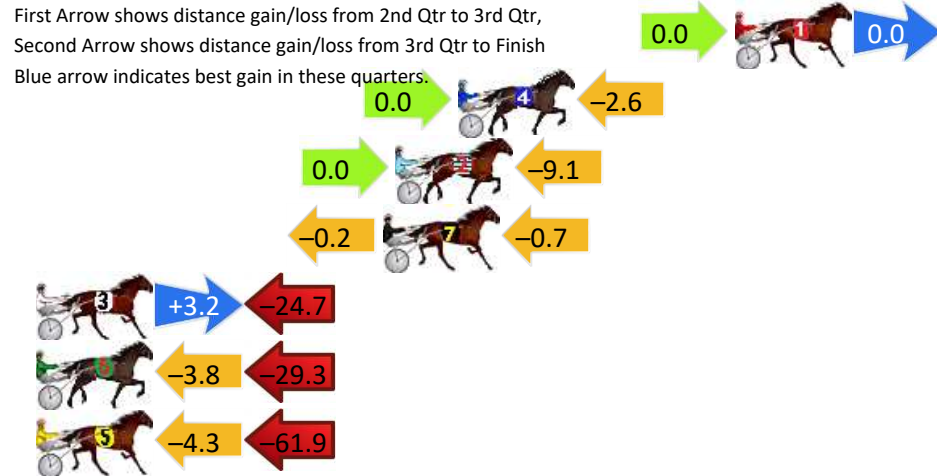
Saturday, 30 May 2026

Gross Time: 2:42.60 MileRate: 1:56.80 LeadTime: 44.70s First Qtr: 32.10s Second Qtr: 30.00s Third Qtr: 28.60s Fourth Qtr: 27.20s

DATA TABLE: 800 / 400 Posi's are position from leader and (how wide the horse was at that position)

No	Horse	Plc	Mar	800 Posi	400 Posi	Time	3rd Qtr	4th Qt
1	SEASIDE BOY	1	0.0m	0.0m (0)	0.0m (0)	2:42.60	28.60s	27.20s
4	JACCKA CONNOR	2	11.1m	8.5m (1)	8.5m (0)	2:43.39	28.58s	27.40s
2	FEARLESS WRITER	3	13.6m	4.5m (0)	4.5m (0)	2:43.57	28.59s	27.86s
7	TRIPLE ROCK SAINT	4	14.1m	13.2m (0)	13.4m (0)	2:43.61	28.59s	27.28s
3	SCHERGER THAT	5	33.7m	12.2m (1)	9.0m (2)	2:45.01	28.36s	28.99s
6	ISOLATION	6	41.8m	8.7m (0)	12.5m (1)	2:45.59	28.85s	29.33s
5	ROCKNROLL WILLOW	7	70.5m	4.3m (1)	8.6m (1)	2:47.65	28.89s	31.65s

Finish Position and metres gained



800

Visual positions in race at 2nd Quarter



400

Visual positions in race at 3rd Quarter