

Melton Race 1 Distance 1720m

Friday, 29 May 2026



Gross Time: 2:09.10 MileRate: 2:00.80 LeadTime: 7.40s First Qtr: 30.40s Second Qtr: 31.00s Third Qtr: 29.70s Fourth Qtr: 30.60s

DATA TABLE: 800 / 400 Posi's are position from leader and (how wide the horse was at that position)

No	Horse	Plc	Mar	800 Posi	400 Posi	Time	3rd Qtr	4th Qt
9	SHEZALOVER	1	0.0m	14.0m (1)	12.5m (2)	2:09.10	29.60s	29.67s
7	FLYIN TIME	2	0.5m	22.2m (1)	8.5m (2)	2:09.14	28.70s	30.01s
6	KYVALLEY JENNY	3	3.6m	5.9m (1)	3.9m (2)	2:09.39	29.56s	30.59s
11	KALARNEY PRINCE	4	5.5m	14.0m (0)	13.3m (1)	2:09.54	29.67s	30.04s
2	ALLWATFUNJINGLES	5	8.3m	10.1m (1)	8.5m (1)	2:09.76	29.59s	30.63s
10	LOW LIE THE FIELDS	6	12.9m	18.1m (1)	15.1m (3)	2:10.13	29.49s	30.50s
8	AT THE DISTANCE	7	14.3m	9.1m (0)	10.3m (0)	2:10.25	29.80s	30.98s
5	FLING IT RAINBOW	8	14.4m	1.9m (1)	0.5m (1)	2:10.25	29.60s	31.72s
3	MASSIF CENTRAL	9	16.7m	0.0m (0)	0.0m (0)	2:10.44	29.70s	31.94s
1	MAGIC LAW	10	17.7m	5.0m (0)	5.3m (0)	2:10.52	29.73s	31.62s
12	RYMES	11	56.6m	21.2m (2)	7.1m (4)	2:13.63	28.67s	34.60s

Finish Position and metres gained

First Arrow shows distance gain/loss from 2nd Qtr to 3rd Qtr, Second Arrow shows distance gain/loss from 3rd Qtr to Finish Blue arrow indicates best gain in these quarters.



800

Visual positions in race at 2nd Quarter



400

Visual positions in race at 3rd Quarter



Melton Race 2 Distance 2240m



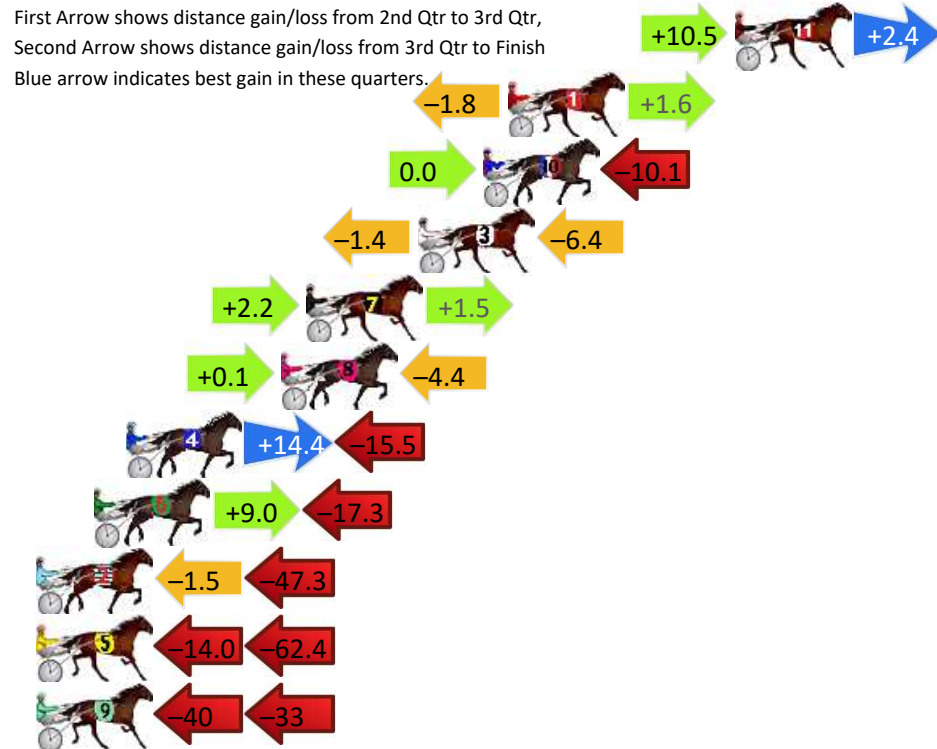
Friday, 29 May 2026

Gross Time: 2:47.50 MileRate: 2:00.40 LeadTime: 47.00s First Qtr: 30.00s Second Qtr: 30.50s Third Qtr: 30.20s Fourth Qtr: 29.80s

DATA TABLE: 800 / 400 Posi's are position from leader and (how wide the horse was at that position)

No	Horse	Plc	Mar	800 Posi	400 Posi	Time	3rd Qtr	4th Qt
11	COLTRANE	1	0.0m	12.9m (1)	2.4m (1)	2:47.50	29.41s	29.62s
1	SPANISH RIZARDO	2	9.1m	8.9m (0)	10.7m (0)	2:48.21	30.33s	29.71s
10	KENNYS SON	3	10.1m	0.0m (0)	0.0m (0)	2:48.29	30.20s	30.59s
3	VOLSTEADSDELIGHT	4	12.7m	4.9m (0)	6.3m (0)	2:48.49	30.30s	30.32s
7	STEADY DREAM	5	17.2m	20.9m (0)	18.7m (1)	2:48.84	30.03s	29.75s
8	AHUNDREDPLUS	6	18.2m	13.9m (0)	13.8m (1)	2:48.92	30.19s	30.19s
4	VOLDAGHA	7	24.4m	23.3m (2)	8.9m (2)	2:49.41	29.11s	31.04s
6	NUCLEAR ATTITUDE	8	25.7m	17.4m (1)	8.4m (1)	2:49.51	29.52s	31.18s
2	LILLYS TIGER	9	74.1m	25.3m (0)	26.8m (1)	2:53.29	30.30s	33.59s
5	JUNGLE SPIDER	10	83.9m	7.5m (1)	21.5m (0)	2:54.05	31.23s	34.75s
9	BAT OUT OF HILL	11	97.2m	24.5m (1)	64.3m (1)	2:55.09	33.16s	32.59s

Finish Position and metres gained



Melton Race 3 Distance 2240m

Friday, 29 May 2026

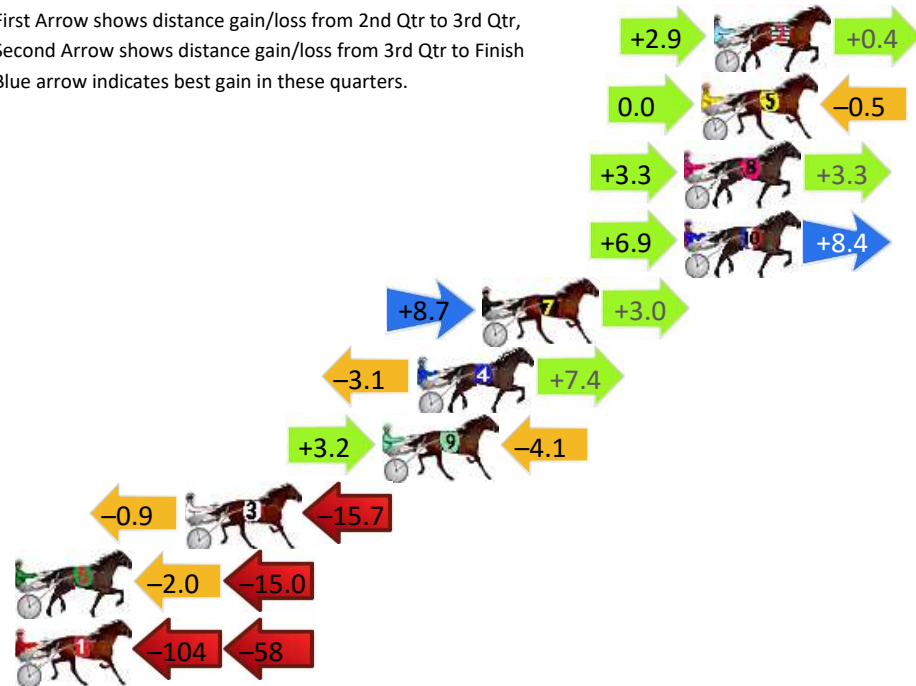
Gross Time: 2:44.80 MileRate: 1:58.40 LeadTime: 44.10s First Qtr: 31.20s Second Qtr: 31.10s Third Qtr: 29.10s Fourth Qtr: 29.30s

DATA TABLE: 800 / 400 Posi's are position from leader and (how wide the horse was at that position)

No	Horse	Plc	Mar	800 Posi	400 Posi	Time	3rd Qtr	4th Qt
2	TALKBABYTALK	1	0.0m	3.3m (1)	0.4m (1)	2:44.80	28.89s	29.27s
5	CAPTAINS RUSH	2	0.5m	0.0m (0)	0.0m (0)	2:44.84	29.10s	29.34s
8	HILTONS SPIRIT	3	1.2m	7.8m (1)	4.5m (1)	2:44.89	28.86s	29.07s
10	KITZBUHEL DELIGHT	4	1.2m	16.5m (1)	9.6m (1)	2:44.89	28.60s	28.70s
7	MY MARIONETTE	5	9.3m	21.0m (1)	12.3m (3)	2:45.51	28.47s	29.12s
4	BOUNCED	6	11.9m	16.2m (0)	19.3m (0)	2:45.71	29.33s	28.81s
9	AMERICAN GUY	7	13.3m	12.4m (1)	9.2m (2)	2:45.82	28.87s	29.66s
3	ARZALI ROCKSTAR	8	21.2m	4.6m (0)	5.5m (0)	2:46.43	29.17s	30.53s
6	GIDGETT KAY	9	37.3m	20.3m (0)	22.3m (1)	2:47.67	29.25s	30.55s
1	ROBUST SALLY	10	171.6m	11.1m (0)	114.3m (0)	2:57.99	36.60s	34.19s


Finish Position and metres gained

First Arrow shows distance gain/loss from 2nd Qtr to 3rd Qtr, Second Arrow shows distance gain/loss from 3rd Qtr to Finish
Blue arrow indicates best gain in these quarters.



800

Visual positions in race at 2nd Quarter



400

Visual positions in race at 3rd Quarter



Melton Race 4 Distance 1720m

Friday, 29 May 2026



Gross Time: 2:04.80 MileRate: 1:56.80 LeadTime: 7.30s First Qtr: 29.60s Second Qtr: 31.20s Third Qtr: 29.00s Fourth Qtr: 27.70s

DATA TABLE: 800 / 400 Posi's are position from leader and (how wide the horse was at that position)

No	Horse	Plc	Mar	800 Posi	400 Posi	Time	3rd Qtr	4th Qt
5	MATRIARCH DAISY	1	0.0m	0.0m (0)	0.0m (0)	2:04.80	29.00s	27.70s
2	SWEETHEART DIOR	2	0.4m	5.0m (0)	4.3m (0)	2:04.83	28.94s	27.43s
8	BETTOR PUNTER	3	11.1m	14.2m (1)	6.0m (2)	2:05.61	28.40s	28.08s
1	TRICODE	4	11.5m	13.9m (0)	13.2m (0)	2:05.64	28.93s	27.61s
7	SHES NANCY	5	11.7m	9.4m (0)	8.5m (0)	2:05.65	28.92s	27.95s
9	SEW HOPEFULL	6	16.4m	9.0m (1)	7.1m (1)	2:05.99	28.85s	28.40s
10	ALL DONE TARA	7	20.4m	18.0m (0)	17.0m (0)	2:06.29	28.90s	27.99s
11	TAKAO	8	22.6m	19.8m (1)	11.0m (2)	2:06.45	28.35s	28.57s
4	VILLAVOS	9	31.5m	24.9m (1)	14.2m (1)	2:07.10	28.20s	29.00s
12	COGNAC COWBOY	10	33.6m	25.0m (0)	17.0m (2)	2:07.25	28.39s	28.95s
6	IM STARVING	11	43.2m	4.8m (1)	2.8m (1)	2:07.95	28.85s	30.65s
3	NOVA STORM	12	207.5m	123.9m (0)	138.1m (0)	2:19.92	29.80s	33.09s

Finish Position and metres gained

First Arrow shows distance gain/loss from 2nd Qtr to 3rd Qtr, Second Arrow shows distance gain/loss from 3rd Qtr to Finish
Blue arrow indicates best gain in these quarters.



Melton Race 5 Distance 2240m

Friday, 29 May 2026

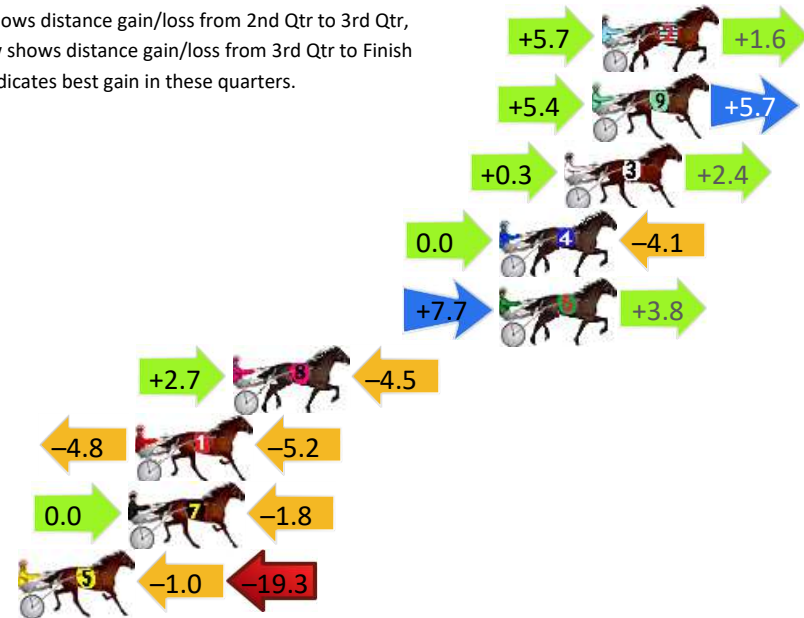
Gross Time: 2:47.80 MileRate: 2:00.50 LeadTime: 47.20s First Qtr: 31.90s Second Qtr: 30.90s Third Qtr: 29.00s Fourth Qtr: 28.80s

DATA TABLE: 800 / 400 Posi's are position from leader and (how wide the horse was at that position)

NoHorse	Plc	Mar	800 Posi	400 Posi	Time	3rd Qtr	4th Qt
2 CALEDONIAN TERRA	1	0.0m	7.3m (1)	1.6m (2)	2:47.80	28.59s	28.69s
9 REALLY SMARTIE	2	0.4m	11.5m (1)	6.1m (2)	2:47.83	28.61s	28.40s
3 MY KGARI	3	1.5m	4.2m (0)	3.9m (0)	2:47.91	28.98s	28.63s
4 OUR TRUE COLOURS	4	4.1m	0.0m (0)	0.0m (0)	2:48.11	29.00s	29.11s
6 WOODLEA DIEGO	5	4.1m	15.6m (1)	7.9m (0)	2:48.11	28.44s	28.54s
8 MISTER FONZI	6	14.8m	13.0m (0)	10.3m (1)	2:48.92	28.80s	29.18s
1 CINQUANTA	7	18.7m	8.7m (0)	13.5m (0)	2:49.21	29.34s	29.24s
7 AVEIRO	8	19.0m	17.2m (0)	17.2m (1)	2:49.24	29.00s	29.00s
5 PICKLE IT	9	23.4m	3.1m (1)	4.1m (1)	2:49.57	29.07s	30.27s

Finish Position and metres gained

First Arrow shows distance gain/loss from 2nd Qtr to 3rd Qtr, Second Arrow shows distance gain/loss from 3rd Qtr to Finish
Blue arrow indicates best gain in these quarters.



800

Visual positions in race at 2nd Quarter



400

Visual positions in race at 3rd Quarter



Melton Race 6 Distance 2240m

Friday, 29 May 2026

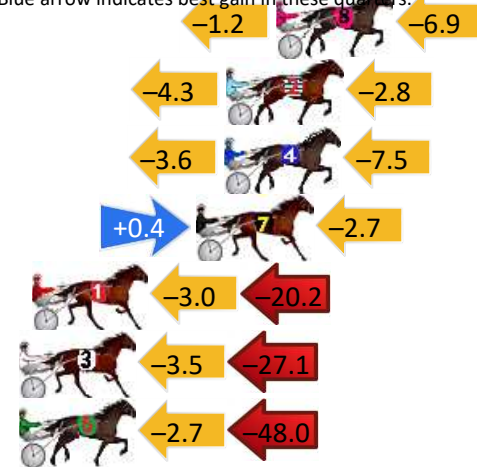
Gross Time: 2:40.40 MileRate: 1:55.20 LeadTime: 45.20s First Qtr: 29.30s Second Qtr: 29.60s Third Qtr: 27.90s Fourth Qtr: 28.40s

DATA TABLE: 800 / 400 Posi's are position from leader and (how wide the horse was at that position)


No	Horse	Plc	Mar	800 Posi	400 Posi	Time	3rd Qtr	4th Qt
5	ODIN	1	0.0m	0.0m (0)	0.0m (0)	2:40.40	27.90s	28.40s
8	SEA FURY	2	17.7m	9.6m (1)	10.8m (2)	2:41.72	27.99s	28.97s
2	HITTHEROADJACK	3	19.7m	12.6m (0)	16.9m (0)	2:41.87	28.21s	28.69s
4	EMILY VINCENT	4	19.8m	8.7m (0)	12.3m (0)	2:41.88	28.16s	29.02s
7	LUVA SCRAP	5	20.9m	18.6m (1)	18.2m (2)	2:41.96	27.89s	28.69s
1	IM ALL BUSINESS	6	27.5m	4.3m (0)	7.3m (0)	2:42.45	28.11s	29.94s
3	NANCYS BOY	7	45.1m	14.5m (1)	18.0m (1)	2:43.76	28.15s	30.51s
6	THESTATESMAN	8	56.0m	5.3m (1)	8.0m (1)	2:44.58	28.09s	32.02s

Finish Position and metres gained

First Arrow shows distance gain/loss from 2nd Qtr to 3rd Qtr, Second Arrow shows distance gain/loss from 3rd Qtr to Finish. Blue arrow indicates best gain in these quarters.



Visual positions in race at 2nd Quarter



Visual positions in race at 3rd Quarter



Melton Race 7 Distance 2240m

Friday, 29 May 2026



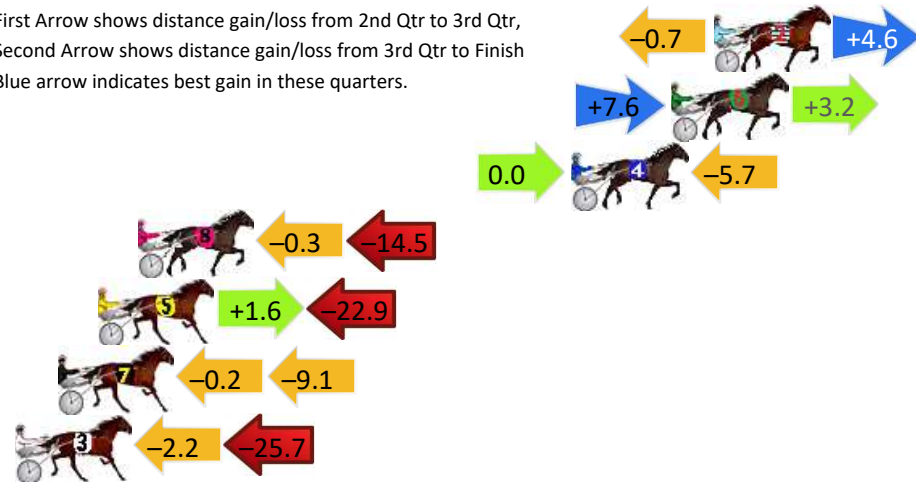
Gross Time: 2:43.40 MileRate: 1:57.40 LeadTime: 46.90s First Qtr: 31.10s Second Qtr: 29.30s Third Qtr: 27.80s Fourth Qtr: 28.30s

DATA TABLE: 800 / 400 Posi's are position from leader and (how wide the horse was at that position)

No	Horse	Plc	Mar	800 Posi	400 Posi	Time	3rd Qtr	4th Qt
2	OUR BELLA LUCIA	1	0.0m	3.9m (0)	4.6m (0)	2:43.40	27.85s	27.98s
6	SWEET IRISH LOCH	2	1.7m	12.5m (1)	4.9m (2)	2:43.53	27.28s	28.08s
4	SUMTHIN ELSE	3	5.7m	0.0m (0)	0.0m (0)	2:43.82	27.80s	28.72s
8	OZZIE SUNSHINE	4	23.1m	8.3m (0)	8.6m (0)	2:45.12	27.83s	29.42s
5	RAKAROMPA	5	24.7m	3.4m (1)	1.8m (1)	2:45.24	27.69s	30.01s
7	LETS GO LORNA	6	26.3m	17.0m (1)	17.2m (1)	2:45.36	27.82s	29.06s
3	MY BEAUTIFUL LIFE	7	36.1m	8.2m (1)	10.4m (1)	2:46.08	27.96s	30.26s

Finish Position and metres gained

First Arrow shows distance gain/loss from 2nd Qtr to 3rd Qtr, Second Arrow shows distance gain/loss from 3rd Qtr to Finish Blue arrow indicates best gain in these quarters.



Melton Race 8 Distance 1720m

Friday, 29 May 2026

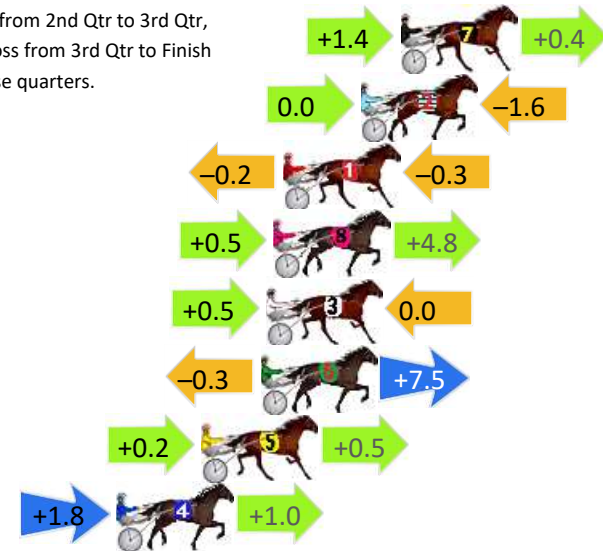
Gross Time: 2:06.10 MileRate: 1:58.00 LeadTime: 7.30s First Qtr: 30.50s Second Qtr: 31.60s Third Qtr: 29.00s Fourth Qtr: 27.70s

DATA TABLE: 800 / 400 Posi's are position from leader and (how wide the horse was at that position)

No	Horse	Plc	Mar	800 Posi	400 Posi	Time	3rd Qtr	4th Qt
7	SOHO HUDSON	1	0.0m	1.8m (1)	0.4m (1)	2:06.10	28.90s	27.67s
2	BREATHE EASY	2	1.6m	0.0m (0)	0.0m (0)	2:06.22	29.00s	27.82s
1	NINEDOLLA TOASTIE	3	4.7m	4.2m (0)	4.4m (0)	2:06.44	29.01s	27.73s
8	EVILEYE	4	5.1m	10.4m (1)	9.9m (1)	2:06.47	28.95s	27.37s
3	KYORETSU	5	5.4m	5.9m (1)	5.4m (1)	2:06.49	28.95s	27.72s
6	LENARD ESS	6	5.6m	12.8m (0)	13.1m (0)	2:06.51	29.00s	27.19s
5	SKIPPYS DELIGHT	7	8.0m	8.7m (0)	8.5m (0)	2:06.68	28.97s	27.68s
4	CALYPSO MISTRESS	8	11.4m	14.2m (1)	12.4m (2)	2:06.93	28.85s	27.66s

Finish Position and metres gained

First Arrow shows distance gain/loss from 2nd Qtr to 3rd Qtr, Second Arrow shows distance gain/loss from 3rd Qtr to Finish
Blue arrow indicates best gain in these quarters.



800

Visual positions in race at 2nd Quarter



400

Visual positions in race at 3rd Quarter



Melton Race 9 Distance 1720m

Friday, 29 May 2026

Gross Time: 2:09.10 MileRate: 2:00.80 LeadTime: 7.80s First Qtr: 30.50s Second Qtr: 31.20s Third Qtr: 29.90s Fourth Qtr: 29.70s

DATA TABLE: 800 / 400 Posi's are position from leader and (how wide the horse was at that position)

NoHorse	Plc	Mar	800 Posi	400 Posi	Time	3rd Qtr	4th Qt
7 FRENCH MISSILE	1	0.0m	0.0m (0)	0.0m (0)	2:09.10	29.90s	29.70s
2 BIG RAIN	2	9.9m	7.0m (0)	5.6m (0)	2:09.87	29.80s	30.02s
4 REVERAND BOB	3	16.2m	16.6m (0)	10.8m (0)	2:10.36	29.47s	30.10s
6 MISS HOLLY RED	4	22.8m	20.8m (0)	11.6m (1)	2:10.87	29.22s	30.53s
5 NOSTRA NIPOTINA	5	48.2m	25.2m (0)	27.2m (0)	2:12.85	30.05s	31.25s
1 KYVALLEY REEVA	6	300.2m	180.0m (0)	230.0m (0)	2:32.47	33.62s	34.88s

Finish Position and metres gained

