

# Melton Race 1 Distance 1720m

Monday, 29 January 2024

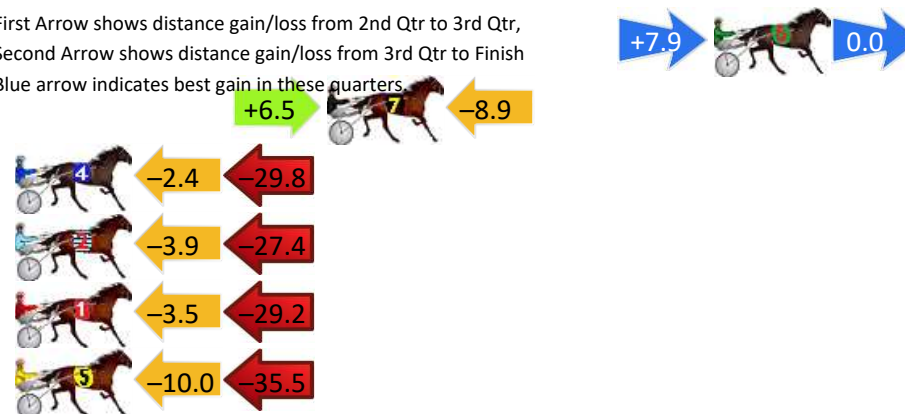
Gross Time: 2:03.20 MileRate: 1:55.30 LeadTime: 7.50s First Qtr: 27.90s Second Qtr: 30.70s Third Qtr: 28.80s Fourth Qtr: 28.30s

DATA TABLE: 800 / 400 Posi's are position from leader and (how wide the horse was at that position)

NoHorse	Plc	Mar	800 Posi	400 Posi	Time	3rd Qtr	4th Qt
6 HESITATE	1	0.0m	7.9m (1)	0.0m (1)	2:03.20	28.23s	28.30s
7 VIVA STORM	2	15.5m	13.1m (1)	6.6m (1)	2:04.35	28.33s	28.98s
4 BILLYS TIGER KHAN	3	32.2m	0.0m (0)	2.4m (0)	2:05.59	28.97s	30.52s
2 STORMY WOODS	4	35.5m	4.2m (0)	8.1m (0)	2:05.84	29.07s	30.37s
1 THINKFAST RUNFAST	5	41.5m	8.8m (0)	12.3m (0)	2:06.29	29.04s	30.51s
5 BOLT OF COBARGO	6	59.5m	14.0m (0)	24.0m (0)	2:07.62	29.50s	31.02s

## Finish Position and metres gained

First Arrow shows distance gain/loss from 2nd Qtr to 3rd Qtr,  
Second Arrow shows distance gain/loss from 3rd Qtr to Finish  
Blue arrow indicates best gain in these quarters.



800

Visual positions in race at 2nd Quarter



400

Visual positions in race at 3rd Quarter



Powered by



Harness Analyser

Sectional Analysis Software

Not just form | Free Trial

[www.facebook.com/PJHarnessRacing](http://www.facebook.com/PJHarnessRacing)



RISE Digital, Harness Racing Australia nor the provider accepts any responsibility for the completeness or accuracy of any of the information contained herein, and makes no representations about its suitability for any particular purpose. Users should make their own judgements about those matters and/or seek independent advice. You assume all risks associated with use of data provided on this page

# Melton Race 2 Distance 2240m

Monday, 29 January 2024

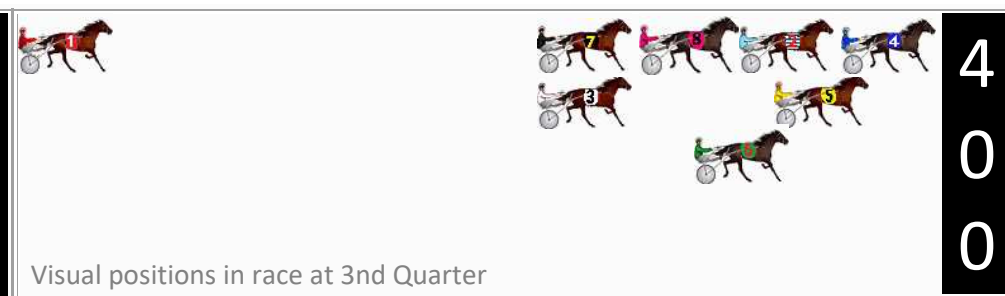

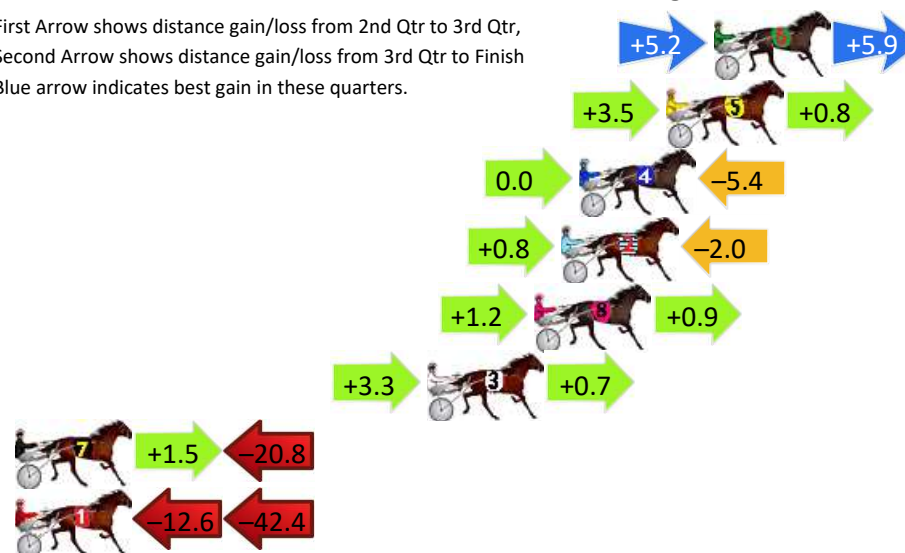
Gross Time: 2:49.60 MileRate: 2:01.90 LeadTime: 46.10s First Qtr: 33.10s Second Qtr: 31.10s Third Qtr: 30.20s Fourth Qtr: 29.10s

DATA TABLE: 800 / 400 Posi's are position from leader and (how wide the horse was at that position)

NoHorse	Plc	Mar	800 Posi	400 Posi	Time	3rd Qtr	4th Qt
6 ALDEBARAN BOYD	1	0.0m	11.1m (1)	5.9m (2)	2:49.60	29.80s	28.66s
5 KYVALLEY PICASSO	2	1.9m	6.2m (1)	2.7m (1)	2:49.75	29.93s	29.05s
4 FLING IT RAINBOW	3	5.4m	0.0m (0)	0.0m (0)	2:50.01	30.20s	29.51s
2 PERFECT PEAK	4	6.1m	4.9m (0)	4.1m (0)	2:50.07	30.13s	29.27s
8 COUNTESS CHIRON	5	7.2m	9.3m (0)	8.1m (0)	2:50.15	30.10s	29.05s
3 TINEY	6	11.5m	15.5m (1)	12.2m (1)	2:50.48	29.93s	29.08s
7 MAORI FRANKLIN	7	33.0m	13.7m (0)	12.2m (0)	2:52.12	30.07s	30.72s
1 SHEZA CHOCOLATIER	8	126.9m	71.9m (0)	84.5m (0)	2:59.29	31.03s	32.56s

## Finish Position and metres gained

First Arrow shows distance gain/loss from 2nd Qtr to 3rd Qtr, Second Arrow shows distance gain/loss from 3rd Qtr to Finish Blue arrow indicates best gain in these quarters.



# Melton Race 3 Distance 1720m

Monday, 29 January 2024


Gross Time: 2:01.80 MileRate: 1:54.00 LeadTime: 6.80s First Qtr: 29.20s Second Qtr: 28.20s Third Qtr: 29.10s Fourth Qtr: 28.50s

DATA TABLE: 800 / 400 Posi's are position from leader and (how wide the horse was at that position)

No	Horse	Plc	Mar	800 Posi	400 Posi	Time	3rd Qtr	4th Qt
6	FLYING SPARKS	1	0.0m	0.0m (0)	0.0m (0)	2:01.80	29.10s	28.50s
1	STEEL THE MOMENT	2	7.1m	4.0m (0)	4.2m (0)	2:02.33	29.12s	28.73s
8	KHANS CREED	3	9.8m	9.0m (0)	8.4m (0)	2:02.53	29.07s	28.63s
7	BUNDLE	4	10.4m	10.9m (1)	7.4m (3)	2:02.58	28.87s	28.75s
10	SWEET REVENGE	5	11.3m	13.8m (0)	12.2m (0)	2:02.65	29.00s	28.48s
4	SPRING BLUE	6	15.9m	21.4m (0)	17.7m (0)	2:02.99	28.87s	28.42s
3	BROADWAY AND FIFTH	7	16.7m	7.1m (1)	7.5m (2)	2:03.05	29.14s	29.22s
2	LETSGETROWDY	8	19.2m	16.2m (1)	11.7m (1)	2:03.24	28.80s	29.10s
11	ONWATCH	9	20.6m	20.5m (1)	13.1m (2)	2:03.34	28.60s	29.11s
9	IM EUGENE	10	41.9m	1.9m (1)	5.6m (1)	2:04.94	29.36s	31.24s

## Finish Position and metres gained

First Arrow shows distance gain/loss from 2nd Qtr to 3rd Qtr,  
Second Arrow shows distance gain/loss from 3rd Qtr to Finish  
Blue arrow indicates best gain in these quarters.



800

Visual positions in race at 2nd Quarter



400

Visual positions in race at 3rd Quarter



Powered by



Harness Analyser

Sectional Analysis Software

Not just form | Free Trial

[www.facebook.com/PJHarnessRacing](http://www.facebook.com/PJHarnessRacing)



RISE Digital, Harness Racing Australia nor the provider accepts any responsibility for the completeness or accuracy of any of the information contained herein, and makes no representations about its suitability for any particular purpose. Users should make their own judgements about those matters and/or seek independent advice. You assume all risks associated with use of data provided on this page

# Melton Race 4 Distance 1720m

Monday, 29 January 2024




Gross Time: 2:05.40 MileRate: 1:57.30 LeadTime: 7.20s First Qtr: 28.80s Second Qtr: 31.10s Third Qtr: 29.30s Fourth Qtr: 29.00s

DATA TABLE: 800 / 400 Posi's are position from leader and (how wide the horse was at that position)

No	Horse	Plc	Mar	800 Posi	400 Posi	Time	3rd Qtr	4th Qt
6	ICANMOTOR	1	0.0m	6.4m (1)	4.1m (2)	2:05.40	29.13s	28.71s
7	OUR ULTIMATE BONNY	2	2.3m	0.0m (0)	0.0m (0)	2:05.58	29.30s	29.18s
11	ADMIRAL OF THE FLEET	3	3.0m	10.5m (1)	8.2m (2)	2:05.63	29.13s	28.63s
3	RIVER PATROL	4	3.4m	4.5m (0)	4.1m (0)	2:05.66	29.27s	28.96s
9	SNAZOLA	5	4.2m	1.7m (1)	1.3m (1)	2:05.72	29.27s	29.22s
8	CLARENDEN SCOOTER	6	16.1m	13.4m (0)	12.4m (1)	2:06.63	29.22s	29.33s
10	ROBERTS DELIGHT	7	22.0m	17.9m (0)	18.4m (0)	2:07.07	29.33s	29.34s
1	RARIFIED MAN	8	24.9m	9.6m (0)	9.1m (0)	2:07.29	29.26s	30.23s
2	STAR RULER	9	26.2m	15.5m (1)	13.7m (2)	2:07.39	29.17s	30.00s
5	IM JOLLYGOOD	10	114.2m	66.3m (0)	74.9m (0)	2:14.09	29.90s	32.26s

## Finish Position and metres gained

First Arrow shows distance gain/loss from 2nd Qtr to 3rd Qtr, Second Arrow shows distance gain/loss from 3rd Qtr to Finish  
Blue arrow indicates best gain in these quarters.





# Melton Race 5 Distance 2240m

Monday, 29 January 2024




Gross Time: 2:52.60 MileRate: 2:04.00 LeadTime: 49.10s First Qtr: 32.20s Second Qtr: 30.60s Third Qtr: 30.50s Fourth Qtr: 30.20s

DATA TABLE: 800 / 400 Posi's are position from leader and (how wide the horse was at that position)

No	Horse	Plc	Mar	800 Posi	400 Posi	Time	3rd Qtr	4th Qt
5	EMILY MEAGAN	1	0.0m	0.0m (0)	0.0m (0)	2:52.60	30.50s	30.20s
2	MIDNIGHT EAGLE	2	9.7m	3.9m (1)	0.9m (1)	2:53.37	30.27s	30.90s
11	IM LADY RHONDA	3	26.9m	28.6m (1)	23.4m (1)	2:54.73	30.10s	30.56s
13	CHU CHITS	4	27.5m	9.2m (1)	13.2m (1)	2:54.77	30.80s	31.38s
6	ROBERT JOHN	5	30.9m	14.1m (1)	17.6m (1)	2:55.04	30.76s	31.32s
1	ALABAMA DELTA	6	32.4m	4.8m (0)	7.6m (0)	2:55.16	30.71s	32.19s
8	AETHON	7	43.8m	11.0m (0)	16.3m (0)	2:56.06	30.90s	32.43s
10	GUNSEN ROSIE	8	84.8m	24.5m (0)	35.4m (0)	2:59.31	31.31s	34.24s
9	EAGLE WHIZZ	9	94.1m	29.8m (0)	62.3m (0)	3:00.04	32.94s	32.94s
7	LADY VICI	10	119.9m	15.3m (0)	22.9m (0)	3:02.08	31.07s	37.95s
12	BALLIANGUS	11	173.9m	96.7m (0)	115.3m (0)	3:06.35	31.87s	35.25s
4	NEY DEAN	12	193.1m	41.7m (0)	128.5m (1)	3:07.87	37.04s	35.77s

## Finish Position and metres gained

First Arrow shows distance gain/loss from 2nd Qtr to 3rd Qtr,  
Second Arrow shows distance gain/loss from 3rd Qtr to Finish  
Blue arrow indicates best gain in these quarters.



Powered by  
**PJ** Harness Analyser

Sectional Analysis Software  
Not just form | Free Trial

[www.facebook.com/PJHarnessRacing](http://www.facebook.com/PJHarnessRacing)



RISE Digital, Harness Racing Australia nor the provider accepts any responsibility for the completeness or accuracy of any of the information contained herein, and makes no representations about its suitability for any particular purpose. Users should make their own judgements about those matters and/or seek independent advice. You assume all risks associated with use of data provided on this page

# Melton Race 6 Distance 2240m

Monday, 29 January 2024



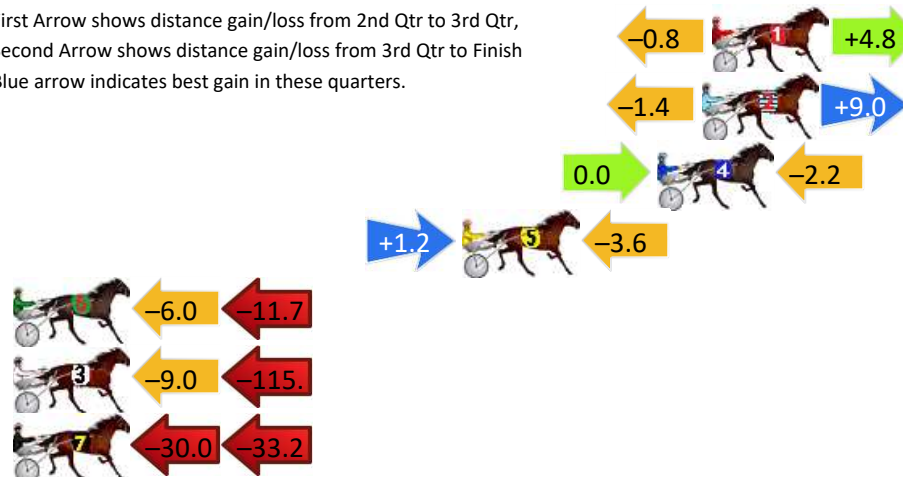
Gross Time: 2:49.50 MileRate: 2:01.80 LeadTime: 46.70s First Qtr: 30.70s Second Qtr: 30.20s Third Qtr: 30.80s Fourth Qtr: 31.10s

DATA TABLE: 800 / 400 Posi's are position from leader and (how wide the horse was at that position)

NoHorse	Plc	Mar	800 Posi	400 Posi	Time	3rd Qtr	4th Qt
1 DESERT ASSASSIN	1	0.0m	4.0m (0)	4.8m (0)	2:49.50	30.86s	30.73s
2 ROMANTIC NINA	2	0.4m	8.0m (0)	9.4m (0)	2:49.53	30.91s	30.40s
4 WIN FLYNN	3	2.2m	0.0m (0)	0.0m (0)	2:49.68	30.80s	31.27s
5 MOJITO MADNESS	4	10.0m	7.6m (1)	6.4m (1)	2:50.31	30.71s	31.38s
6 KYVALLEY PAINT	5	29.5m	11.8m (1)	17.8m (0)	2:51.90	31.26s	32.00s
3 ONESTEP AHEAD	6	128.3m	3.6m (1)	12.6m (1)	2:59.93	31.45s	40.05s
7 DANDIFY	7	153.2m	90.0m (0)	120.0m (0)	3:01.96	33.10s	33.67s

## Finish Position and metres gained

First Arrow shows distance gain/loss from 2nd Qtr to 3rd Qtr,  
Second Arrow shows distance gain/loss from 3rd Qtr to Finish  
Blue arrow indicates best gain in these quarters.



# Melton Race 7 Distance 1200m

Monday, 29 January 2024

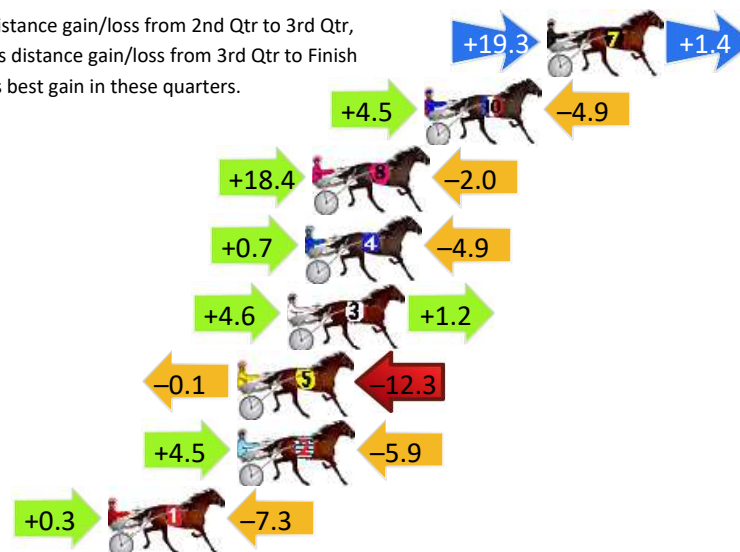
Gross Time: 1:24.60 MileRate: 0:00.00 LeadTime: 0.00s First Qtr: 0.00s Second Qtr: 26.50s Third Qtr: 29.50s Fourth Qtr: 28.70s

DATA TABLE: 800 / 400 Posi's are position from leader and (how wide the horse was at that position)

No	Horse	Plc	Mar	800 Posi	400 Posi	Time	3rd Qtr	4th Qt
7	BREATHE EASY	1	0.0m	20.7m (1)	1.4m (2)	1:24.60	28.23s	28.60s
10	SUNSTAR	2	4.9m	4.5m (1)	0.0m (1)	1:24.97	29.20s	29.07s
8	JACKIERABBIT	3	9.4m	25.8m (1)	7.4m (2)	1:25.31	28.34s	28.87s
4	ISLAND CAESAR	4	9.7m	5.5m (0)	4.8m (0)	1:25.33	29.48s	29.09s
3	FRIENDS	5	10.4m	16.2m (1)	11.6m (1)	1:25.38	29.27s	28.64s
5	TYABB WONDER	6	12.4m	0.0m (0)	0.1m (0)	1:25.53	29.50s	29.63s
2	IMA CHARMA	7	12.4m	11.0m (1)	6.5m (1)	1:25.53	29.24s	29.16s
1	OUR ARABELLA	8	17.6m	10.6m (0)	10.3m (0)	1:25.93	29.54s	29.28s

## Finish Position and metres gained

First Arrow shows distance gain/loss from 2nd Qtr to 3rd Qtr,  
Second Arrow shows distance gain/loss from 3rd Qtr to Finish  
Blue arrow indicates best gain in these quarters.



800

Visual positions in race at 2nd Quarter



400

Visual positions in race at 3rd Quarter



Powered by



Harness Analyser

Sectional Analysis Software

Not just form | Free Trial

[www.facebook.com/PJHarnessRacing](http://www.facebook.com/PJHarnessRacing)



RISE Digital, Harness Racing Australia nor the provider accepts any responsibility for the completeness or accuracy of any of the information contained herein, and makes no representations about its suitability for any particular purpose. Users should make their own judgements about those matters and/or seek independent advice. You assume all risks associated with use of data provided on this page

# Melton Race 8 Distance 2240m

Monday, 29 January 2024

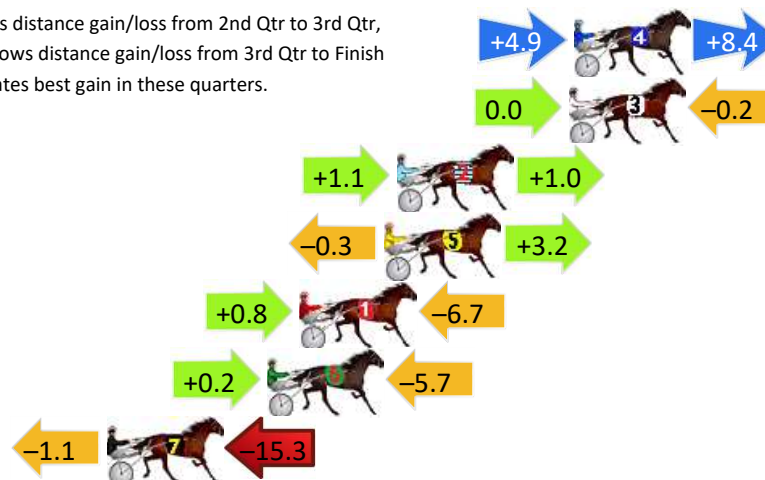
Gross Time: 2:42.60 MileRate: 1:56.80 LeadTime: 45.30s First Qtr: 29.90s Second Qtr: 30.60s Third Qtr: 29.30s Fourth Qtr: 27.50s

DATA TABLE: 800 / 400 Posi's are position from leader and (how wide the horse was at that position)

NoHorse	Plc	Mar	800 Posi	400 Posi	Time	3rd Qtr	4th Qt
4 MITZI SAID	1	0.0m	13.3m (0)	8.4m (3)	2:42.60	28.92s	26.91s
3 SEVE	2	0.2m	0.0m (0)	0.0m (0)	2:42.61	29.30s	27.51s
2 OUR BELLA LUCIA	3	7.1m	9.2m (0)	8.1m (0)	2:43.11	29.20s	27.44s
5 MAC CHEDDAR	4	7.6m	10.5m (1)	10.8m (2)	2:43.15	29.30s	27.29s
1 LAYDEN	5	11.0m	5.1m (0)	4.3m (0)	2:43.40	29.23s	28.00s
6 BETTER EXCLUSIVE	6	12.3m	6.8m (1)	6.6m (2)	2:43.49	29.27s	27.93s
7 MAJALINER	7	18.7m	2.3m (1)	3.4m (1)	2:43.95	29.37s	28.62s

## Finish Position and metres gained

First Arrow shows distance gain/loss from 2nd Qtr to 3rd Qtr,  
Second Arrow shows distance gain/loss from 3rd Qtr to Finish  
Blue arrow indicates best gain in these quarters.



800

Visual positions in race at 2nd Quarter



400

Visual positions in race at 3rd Quarter



Powered by



Harness Analyser

Sectional Analysis Software

Not just form | Free Trial

[www.facebook.com/PJHarnessRacing](https://www.facebook.com/PJHarnessRacing)



RISE Digital, Harness Racing Australia nor the provider accepts any responsibility for the completeness or accuracy of any of the information contained herein, and makes no representations about its suitability for any particular purpose. Users should make their own judgements about those matters and/or seek independent advice. You assume all risks associated with use of data provided on this page



# Melton Race 9 Distance 2240m

Monday, 29 January 2024


Gross Time: 2:44.80 MileRate: 1:58.40 LeadTime: 45.00s First Qtr: 30.10s Second Qtr: 31.30s Third Qtr: 29.40s Fourth Qtr: 29.00s

DATA TABLE: 800 / 400 Posi's are position from leader and (how wide the horse was at that position)

No	Horse	Plc	Mar	800 Posi	400 Posi	Time	3rd Qtr	4th Qt
1	ROYLANCE	1	0.0m	0.0m (0)	0.0m (0)	2:44.80	29.40s	29.00s
11	SPACEWRITER	2	11.1m	3.2m (1)	6.3m (1)	2:45.64	29.62s	29.39s
7	ALPHA CRUCIS	3	16.5m	8.3m (1)	11.0m (1)	2:46.06	29.59s	29.46s
6	GIRLS VIEW	4	19.1m	13.2m (1)	16.5m (1)	2:46.25	29.63s	29.26s
10	JUDES DUDE	5	21.6m	24.7m (2)	24.3m (0)	2:46.44	29.36s	28.88s
13	ALASTAIR LAVROS	6	22.5m	16.9m (1)	20.1m (1)	2:46.51	29.62s	29.26s
8	BRAVE BONDI	7	25.1m	10.1m (0)	13.2m (0)	2:46.71	29.62s	29.95s
4	EL AWOMAN	8	25.8m	5.1m (0)	5.5m (0)	2:46.76	29.43s	30.56s
12	GOODTIME STRYKER	9	26.8m	21.9m (0)	17.4m (0)	2:46.84	29.06s	29.78s
3	LOYOLA GOLF	10	35.5m	16.0m (2)	18.2m (2)	2:47.50	29.55s	30.38s
5	ARKLOW	11	41.3m	12.4m (2)	14.1m (2)	2:47.94	29.52s	31.12s
9	BINNO MAJOR	12	42.1m	20.6m (2)	21.4m (3)	2:48.00	29.45s	30.65s

## Finish Position and metres gained

First Arrow shows distance gain/loss from 2nd Qtr to 3rd Qtr, Second Arrow shows distance gain/loss from 3rd Qtr to Finish  
Blue arrow indicates best gain in these quarters.



800

Visual positions in race at 2nd Quarter



400

Visual positions in race at 3rd Quarter



Powered by  
**PJ** Harness Analyser

Sectional Analysis Software  
Not just form | Free Trial

[www.facebook.com/PJHarnessRacing](http://www.facebook.com/PJHarnessRacing)



RISE Digital, Harness Racing Australia nor the provider accepts any responsibility for the completeness or accuracy of any of the information contained herein, and makes no representations about its suitability for any particular purpose. Users should make their own judgements about those matters and/or seek independent advice. You assume all risks associated with use of data provided on this page