

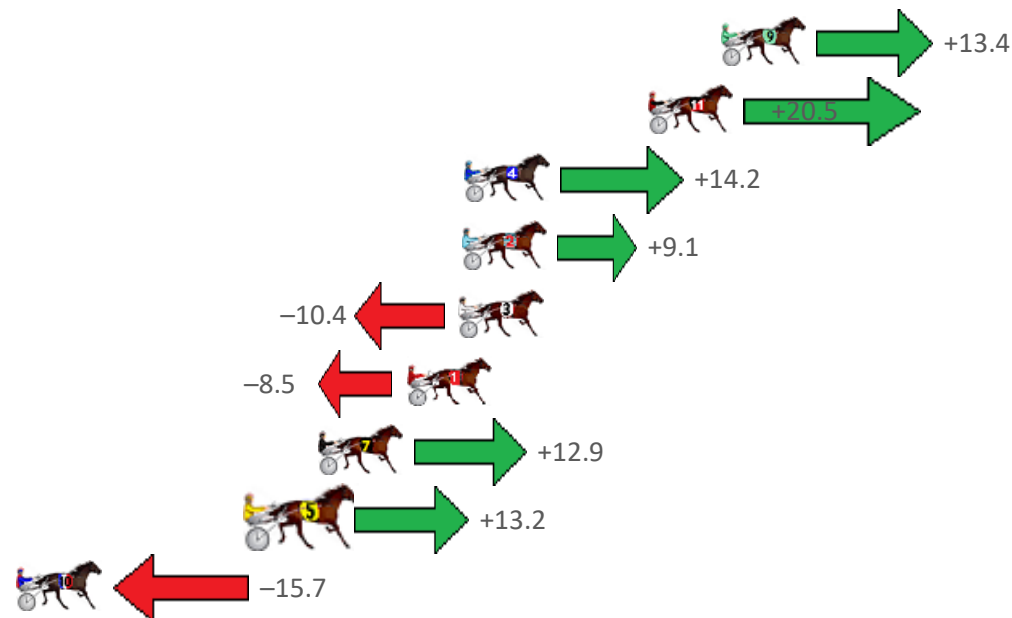
# Melton Race 1 Distance 1720m

Friday, 28 July 2023

Gross Time: 2:02.40 MileRate: 1:54.50 LeadTime: 6.90s First Qtr: 27.10s Second Qtr: 28.80s Third Qtr: 29.30s Fourth Qtr: 30.30s

NoHorse	Plc	Mar	800 Posi	400 Posi	Time	3rd Qtr	4th Qtr
9 ROYAL DIVISION	1	0.0m	13.4m (0)	5.0m (0)	2:02.36	28.68s	29.92s
11 QUIET STORM	2	2.9m	23.4m (2)	7.1m (1)	2:02.56	28.10s	29.98s
4 FOUR EVER A STAR	3	10.2m	24.4m (0)	12.7m (0)	2:03.12	28.44s	30.11s
2 TREMBITA	4	10.3m	19.4m (0)	11.5m (1)	2:03.13	28.72s	30.21s
3 WHOS WATCHING LI	5	10.4m	0.0m (0)	0.0m (0)	2:03.14	29.29s	31.08s
1 CHIRRIPO	6	12.5m	4.0m (0)	3.2m (1)	2:03.28	29.23s	31.00s
7 JUDES DUDE	7	16.0m	28.9m (0)	17.2m (0)	2:03.55	28.43s	30.21s
5 DIEGOS DIAMOND	8	18.4m	31.6m (1)	13.2m (2)	2:03.73	27.93s	30.69s
10 AMERICAN ALLI	9	42.6m	26.9m (1)	18.1m (1)	2:05.54	28.62s	32.15s

## Finish Position and metres gained from 800m







# Harness Analyser

Sectional Analysis Software – Not just a formguide!

[www.facebook.com/PJHarnessRacing](http://www.facebook.com/PJHarnessRacing)



RISE Digital, Harness Racing Australia nor the provider accepts any responsibility for the completeness or accuracy of any of the information contained herein, and makes no representations about its suitability for any particular purpose. Users should make their own judgements about those matters and/or seek independent advice. You assume all risks associated with use of data provided on this page

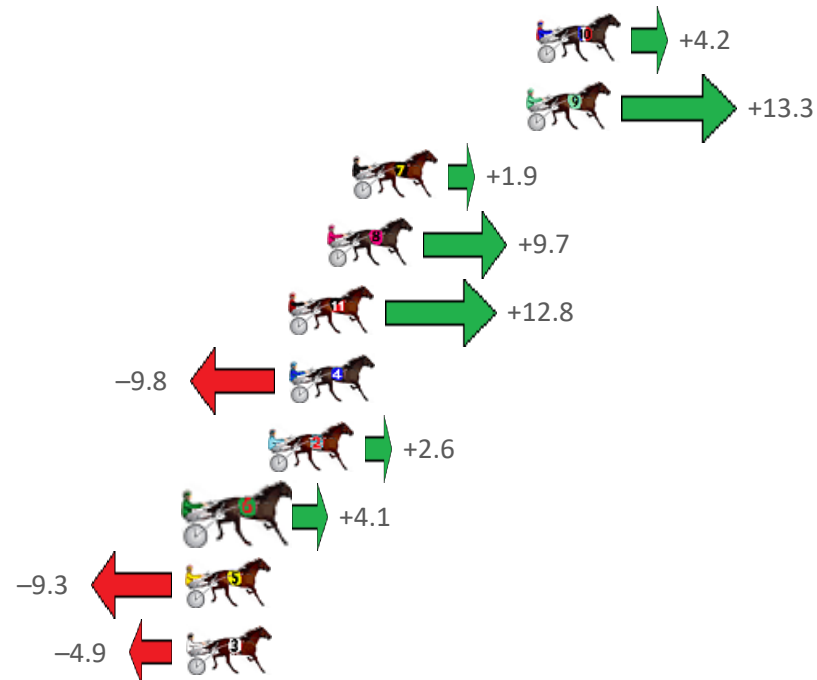
# Melton Race 2 Distance 1720m

Friday, 28 July 2023

Gross Time: 2:05.70 MileRate: 1:57.60 LeadTime: 7.30s First Qtr: 28.90s Second Qtr: 30.80s Third Qtr: 29.40s Fourth Qtr: 29.30s

NoHorse	Plc	Mar	800 Posi	400 Posi	Time	3rd Qtr	4th Qtr
10 IRON LOVE	1	0.0m	4.2m (1)	0.4m (1)	2:05.68	29.12s	29.27s
9 KYVALLEY PICASSO	2	0.4m	13.7m (1)	4.4m (2)	2:05.72	28.72s	29.01s
7 EE BE MAC	3	7.3m	9.2m (1)	7.7m (1)	2:06.23	29.29s	29.27s
8 MORE WANTED	4	8.3m	18.0m (1)	12.2m (1)	2:06.30	28.98s	29.02s
11 ANDOVER SUN	5	9.8m	22.6m (1)	17.2m (1)	2:06.41	29.01s	28.76s
4 HEIR APPARENT	6	9.8m	0.0m (0)	0.0m (0)	2:06.41	29.40s	30.01s
2 ABBRACCIAMI	7	10.6m	13.2m (0)	15.8m (0)	2:06.47	29.59s	28.92s
6 MY HONEY DONT	8	13.5m	17.6m (0)	20.5m (0)	2:06.69	29.61s	28.79s
5 CHARLIE WALKER	9	13.9m	4.6m (0)	6.6m (0)	2:06.72	29.55s	29.83s
3 HIGHLAND HILL	10	13.9m	9.0m (0)	11.4m (0)	2:06.72	29.58s	29.48s

## Finish Position and metres gained from 800m



# PJ Harness Analyser

Sectional Analysis Software – Not just a formguide!

[www.facebook.com/PJHarnessRacing](http://www.facebook.com/PJHarnessRacing)



RISE Digital, Harness Racing Australia nor the provider accepts any responsibility for the completeness or accuracy of any of the information contained herein, and makes no representations about its suitability for any particular purpose. Users should make their own judgements about those matters and/or seek independent advice. You assume all risks associated with use of data provided on this page

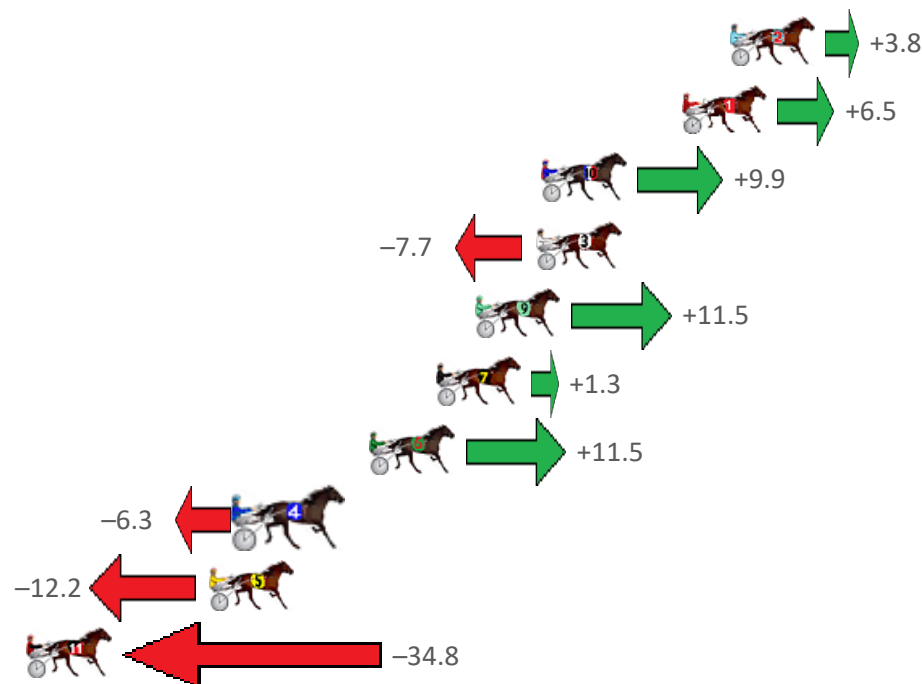
# Melton Race 3 Distance 1720m

Friday, 28 July 2023

Gross Time: 2:02.40 MileRate: 1:54.60 LeadTime: 6.90s First Qtr: 29.80s Second Qtr: 29.20s Third Qtr: 28.20s Fourth Qtr: 28.30s

NoHorse	Plc	Mar	800 Posi	400 Posi	Time	3rd Qtr	4th Qtr
2 MYZARMI	1	0.0m	3.8m (0)	3.9m (0)	2:02.45	28.21s	28.03s
1 HEAVENLY BRIGADE	2	1.9m	8.4m (0)	8.3m (0)	2:02.59	28.19s	27.85s
10 SOLESSEO MATUCA	3	7.5m	17.4m (1)	7.2m (3)	2:03.01	27.48s	28.32s
3 AUREUS	4	7.7m	0.0m (0)	0.0m (0)	2:03.03	28.20s	28.84s
9 STAR HUNTER	5	10.1m	21.6m (1)	11.7m (3)	2:03.20	27.50s	28.19s
7 SEASIDE SISTER	6	11.7m	13.0m (0)	12.5m (0)	2:03.32	28.16s	28.24s
6 REGAL ROCK	7	14.3m	25.8m (1)	17.0m (3)	2:03.52	27.58s	28.11s
4 THOMAS ROYAL	8	19.3m	13.0m (1)	13.0m (2)	2:03.89	28.20s	28.74s
5 ANOTHER NIEN	9	20.7m	8.5m (1)	8.4m (2)	2:04.00	28.19s	29.17s
11 LADY LANI	10	39.2m	4.4m (1)	8.4m (1)	2:05.37	28.48s	30.47s

## Finish Position and metres gained from 800m







# Harness Analyser

Sectional Analysis Software – Not just a formguide!

[www.facebook.com/PJHarnessRacing](http://www.facebook.com/PJHarnessRacing)



RISE Digital, Harness Racing Australia nor the provider accepts any responsibility for the completeness or accuracy of any of the information contained herein, and makes no representations about its suitability for any particular purpose. Users should make their own judgements about those matters and/or seek independent advice. You assume all risks associated with use of data provided on this page

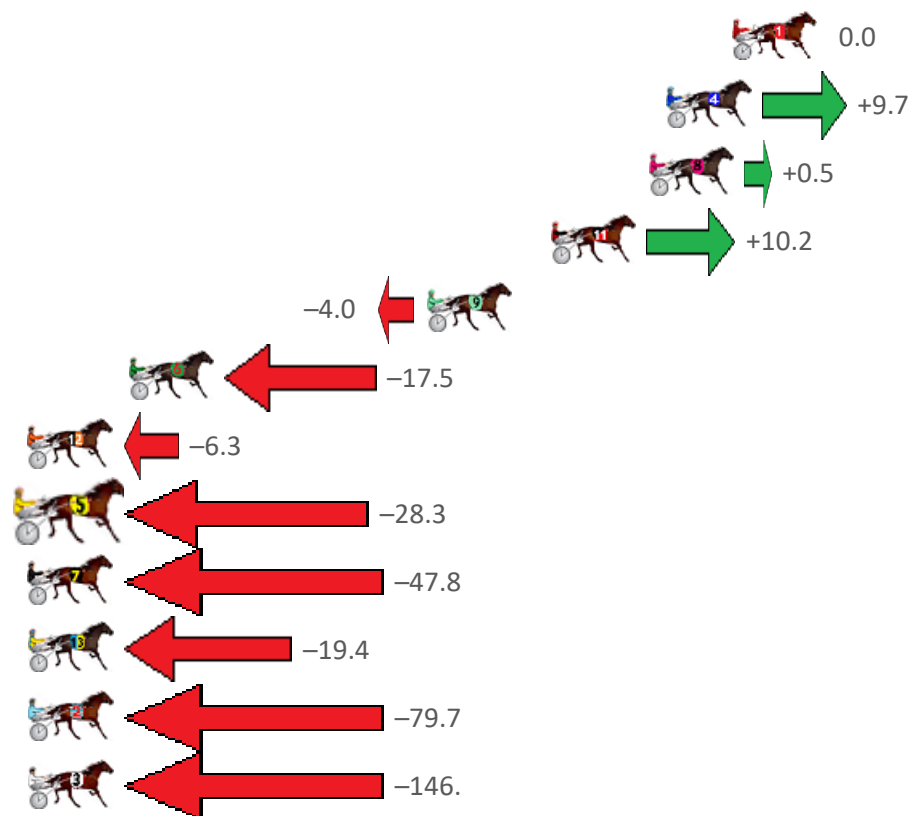
# Melton Race 4 Distance 2240m

Friday, 28 July 2023

Gross Time: 2:45.80 MileRate: 1:59.10 LeadTime: 45.00s First Qtr: 33.70s Second Qtr: 29.40s Third Qtr: 29.10s Fourth Qtr: 28.60s

NoHorse	Plc	Mar	800 Posi	400 Posi	Time	3rd Qtr	4th Qtr
1 HELLO I TEA	1	0.0m	0.0m (0)	0.0m (0)	2:45.81	29.10s	28.60s
4 CEE OH DEE	2	2.6m	12.3m (0)	12.8m (0)	2:46.01	29.13s	27.87s
8 IMAWINGATE	3	3.3m	3.8m (0)	3.8m (0)	2:46.06	29.10s	28.56s
11 TREACHEROUSTIMES	4	7.2m	17.4m (1)	4.2m (1)	2:46.35	28.16s	28.81s
9 KELLYS IDEAL	5	12.1m	8.1m (0)	8.6m (0)	2:46.71	29.14s	28.85s
6 PICKLE IT	6	24.0m	6.5m (1)	11.6m (2)	2:47.60	29.47s	29.48s
12 EYE SEE AMOUR	7	28.3m	22.0m (1)	12.2m (3)	2:47.92	28.41s	29.74s
5 PRINCESS CHILLA	8	39.7m	11.4m (1)	16.4m (1)	2:48.77	29.47s	30.26s
7 CARUSO STAR	9	50.2m	2.4m (1)	9.9m (1)	2:49.55	29.66s	31.47s
13 ROCKIN CHARMER	10	50.4m	31.0m (1)	20.1m (2)	2:49.56	28.34s	30.75s
2 CARIBBEAN MAGIC	11	105.7m	26.0m (0)	38.0m (0)	2:53.69	30.00s	33.41s
3 IMPULSIVE GEORGE	12	191.9m	45.0m (0)	54.0m (0)	3:00.12	29.83s	38.40s

## Finish Position and metres gained from 800m



**PJ Harness Analyser**  
Sectional Analysis Software - Not just a formguide!

[www.facebook.com/PJHarnessRacing](https://www.facebook.com/PJHarnessRacing)



RISE Digital, Harness Racing Australia nor the provider accepts any responsibility for the completeness or accuracy of any of the information contained herein, and makes no representations about its suitability for any particular purpose. Users should make their own judgements about those matters and/or seek independent advice. You assume all risks associated with use of data provided on this page

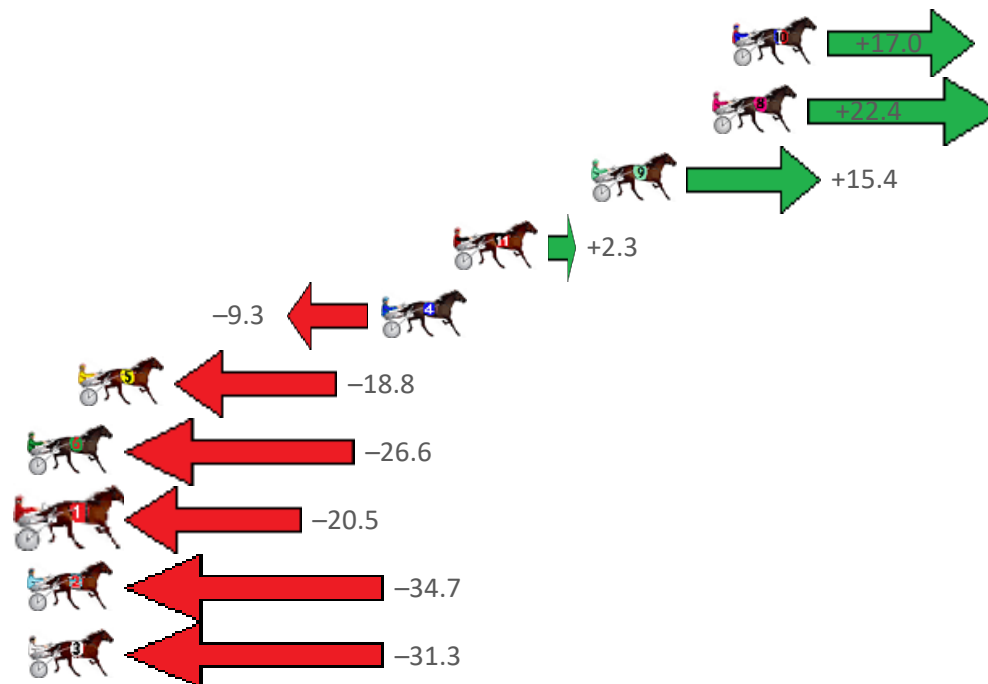
# Melton Race 5 Distance 1720m

Friday, 28 July 2023

Gross Time: 2:08.40 MileRate: 2:00.20 LeadTime: 7.30s First Qtr: 29.30s Second Qtr: 31.10s Third Qtr: 30.50s Fourth Qtr: 30.20s

NoHorse	Plc	Mar	800 Posi	400 Posi	Time	3rd Qtr	4th Qtr
10 BULLAPARK BENO	1	0.0m	17.0m (1)	5.6m (3)	2:08.42	29.64s	29.78s
8 MY HIGH PEAK	2	0.8m	23.2m (2)	9.6m (3)	2:08.49	29.47s	29.54s
9 SHADOW JUSTICE	3	5.6m	21.0m (1)	13.2m (2)	2:08.84	29.91s	29.63s
11 BEAUTIFUL SUNRISE	4	11.1m	13.4m (0)	8.6m (1)	2:09.25	30.14s	30.39s
4 BOUTIKA	5	13.9m	4.6m (0)	4.4m (0)	2:09.46	30.49s	30.91s
5 MARIACHI	6	26.0m	7.2m (1)	4.6m (1)	2:10.37	30.31s	31.81s
6 TE AMO	7	28.4m	1.8m (1)	0.4m (1)	2:10.54	30.40s	32.30s
1 SOUTHBOUND RED	8	28.9m	8.4m (0)	8.2m (0)	2:10.57	30.49s	31.75s
2 KRAKUER	9	34.7m	0.0m (0)	0.0m (0)	2:11.01	30.51s	32.81s
3 ASTRO	10	43.7m	12.4m (1)	2.0m (2)	2:11.68	29.73s	33.33s

Finish Position and metres gained from 800m



## PJ Harness Analyser

Sectional Analysis Software – Not just a formguide!

[www.facebook.com/PJHarnessRacing](https://www.facebook.com/PJHarnessRacing)



RISE Digital, Harness Racing Australia nor the provider accepts any responsibility for the completeness or accuracy of any of the information contained herein, and makes no representations about its suitability for any particular purpose. Users should make their own judgements about those matters and/or seek independent advice. You assume all risks associated with use of data provided on this page

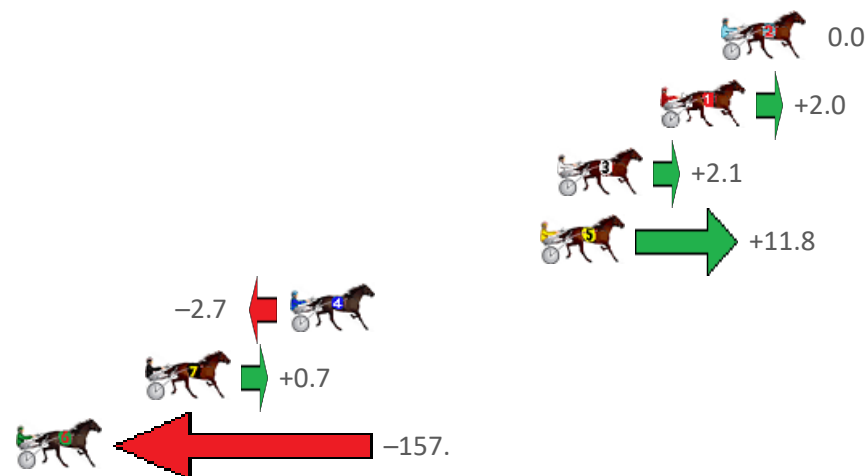
# Melton Race 6 Distance 1720m

Friday, 28 July 2023

Gross Time: 2:06.50 MileRate: 1:58.40 LeadTime: 7.40s First Qtr: 30.70s Second Qtr: 32.40s Third Qtr: 29.40s Fourth Qtr: 26.60s

NoHorse	Plc	Mar	800 Posi	400 Posi	Time	3rd Qtr	4th Qtr
2 NO NOTTHEBUTTON	1	0.0m	0.0m (0)	0.0m (0)	2:06.53	29.40s	26.60s
1 VIVACIOUS STRIDE	2	2.4m	4.4m (0)	4.2m (0)	2:06.71	29.38s	26.48s
3 ALOT LIKE LOUIE	3	6.5m	8.6m (0)	7.8m (1)	2:07.02	29.34s	26.51s
5 LOOK LIKE DIAMOND	4	7.2m	19.0m (0)	13.0m (1)	2:07.07	28.96s	26.22s
4 LUCIANA	5	17.1m	14.4m (0)	15.2m (0)	2:07.81	29.46s	26.73s
7 SPORTS NARRATOR	6	22.9m	23.6m (0)	16.6m (2)	2:08.24	28.93s	27.02s
6 INTERNAL BLUE	7	267.5m	110.0m (0)	180.0m (0)	2:26.47	34.58s	32.39s

## Finish Position and metres gained from 800m



# PJ Harness Analyser

Sectional Analysis Software – Not just a formguide!

[www.facebook.com/PJHarnessRacing](https://www.facebook.com/PJHarnessRacing)



RISE Digital, Harness Racing Australia nor the provider accepts any responsibility for the completeness or accuracy of any of the information contained herein, and makes no representations about its suitability for any particular purpose. Users should make their own judgements about those matters and/or seek independent advice. You assume all risks associated with use of data provided on this page

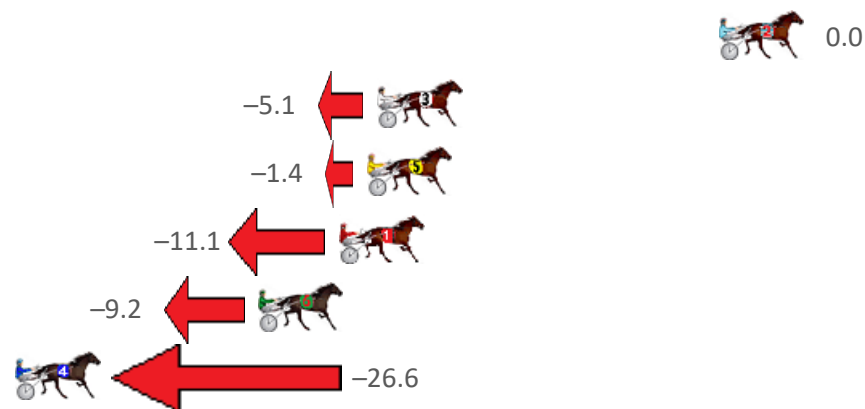
# Melton Race 7 Distance 2240m

Friday, 28 July 2023

Gross Time: 2:39.30 MileRate: 1:54.50 LeadTime: 44.50s First Qtr: 29.40s Second Qtr: 28.90s Third Qtr: 28.40s Fourth Qtr: 28.10s

NoHorse	Plc	Mar	800 Posi	400 Posi	Time	3rd Qtr	4th Qtr
2 SON OF MAC	1	0.0m	0.0m (0)	0.0m (0)	2:39.34	28.40s	28.10s
3 BELITTLED	2	13.6m	8.5m (0)	12.6m (0)	2:40.35	28.69s	28.17s
5 MODERN BLISS	3	14.0m	12.6m (0)	15.8m (1)	2:40.39	28.62s	27.97s
1 FOOLISH PLEASURE	4	15.1m	4.0m (0)	7.7m (0)	2:40.46	28.66s	28.62s
6 HITTHEROADJACK	5	18.3m	9.1m (1)	11.6m (1)	2:40.71	28.58s	28.57s
4 VILLACCI	6	30.0m	3.4m (1)	7.2m (1)	2:41.56	28.68s	29.69s

Finish Position and metres gained from 800m



## PJ Harness Analyser

Sectional Analysis Software – Not just a formguide!

[www.facebook.com/PJHarnessRacing](https://www.facebook.com/PJHarnessRacing)



RISE Digital, Harness Racing Australia nor the provider accepts any responsibility for the completeness or accuracy of any of the information contained herein, and makes no representations about its suitability for any particular purpose. Users should make their own judgements about those matters and/or seek independent advice. You assume all risks associated with use of data provided on this page



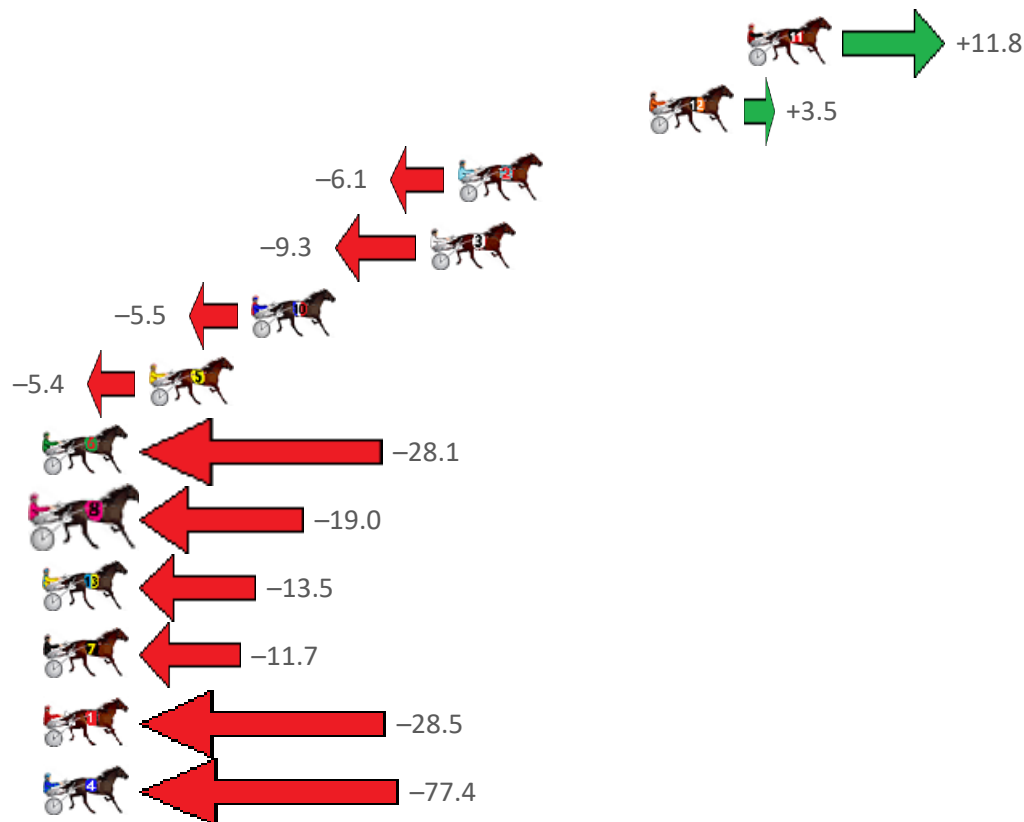
# Melton Race 8 Distance 2240m

Friday, 28 July 2023

Gross Time: 2:51.70 MileRate: 2:03.40 LeadTime: 48.40s First Qtr: 32.80s Second Qtr: 31.40s Third Qtr: 29.50s Fourth Qtr: 29.60s

NoHorse	Plc	Mar	800 Posi	400 Posi	Time	3rd Qtr	4th Qtr
11 ALL THE TRIX	1	0.0m	11.8m (2)	13.4m (2)	2:51.75	29.62s	28.61s
12 KEAYANG SADIE	2	3.9m	7.4m (1)	4.2m (0)	2:52.04	29.26s	29.58s
2 SORELLA	3	11.5m	5.4m (0)	13.0m (0)	2:52.61	30.06s	29.49s
3 KYVALLEY ANTHONY	4	12.6m	3.3m (1)	0.0m (0)	2:52.69	29.26s	30.53s
10 DESIGNER VICI	5	19.7m	14.2m (0)	13.8m (1)	2:53.21	29.47s	30.03s
5 FOUROUTOFFIVE	6	23.8m	18.4m (0)	23.0m (0)	2:53.52	29.84s	29.66s
6 YOUR KIDDING	7	28.1m	0.0m (0)	8.4m (0)	2:53.84	30.11s	31.05s
8 KAOTIC FLAIR	8	28.5m	9.5m (0)	17.4m (0)	2:53.88	30.08s	30.42s
13 ALDEBARAN FRED A	9	29.7m	16.2m (2)	19.0m (1)	2:53.96	29.70s	30.39s
7 GAELIC SON	10	32.3m	20.6m (2)	24.2m (1)	2:54.16	29.76s	30.20s
1 OPRAH DOUBLE YOU	11	83.6m	55.1m (0)	66.0m (0)	2:57.98	30.30s	30.90s
4 COL DU GRANON	12	217.4m	140.0m (0)	160.0m (0)	3:07.96	30.96s	33.82s

Finish Position and metres gained from 800m



## PJ Harness Analyser

Sectional Analysis Software - Not just a formguide!

[www.facebook.com/PJHarnessRacing](https://www.facebook.com/PJHarnessRacing)



RISE Digital, Harness Racing Australia nor the provider accepts any responsibility for the completeness or accuracy of any of the information contained herein, and makes no representations about its suitability for any particular purpose. Users should make their own judgements about those matters and/or seek independent advice. You assume all risks associated with use of data provided on this page




# Melton Race 9 Distance 2240m

Friday, 28 July 2023

Gross Time: 2:48.50 MileRate: 2:01.10 LeadTime: 48.60s First Qtr: 32.70s Second Qtr: 31.00s Third Qtr: 28.60s Fourth Qtr: 27.60s

NoHorse	Plc	Mar	800 Posi	400 Posi	Time	3rd Qtr	4th Qtr
5 MY CAPTAIN ORO	1	0.0m	0.0m (0)	0.0m (0)	2:48.55	28.60s	27.60s
4 COOL NIGHT	2	7.1m	12.8m (0)	16.0m (0)	2:49.08	28.81s	26.99s
3 KEAYANG HONEYJOY	3	7.5m	8.0m (0)	10.6m (0)	2:49.11	28.78s	27.39s
6 SPICEY MAJOR	4	8.5m	17.0m (0)	19.0m (1)	2:49.18	28.73s	26.88s
2 MOLLYS LINE	5	17.4m	4.1m (0)	5.4m (0)	2:49.84	28.71s	28.42s

## Finish Position and metres gained from 800m







# Harness Analyser

Sectional Analysis Software – Not just a formguide!

[www.facebook.com/PJHarnessRacing](https://www.facebook.com/PJHarnessRacing)



RISE Digital, Harness Racing Australia nor the provider accepts any responsibility for the completeness or accuracy of any of the information contained herein, and makes no representations about its suitability for any particular purpose. Users should make their own judgements about those matters and/or seek independent advice. You assume all risks associated with use of data provided on this page

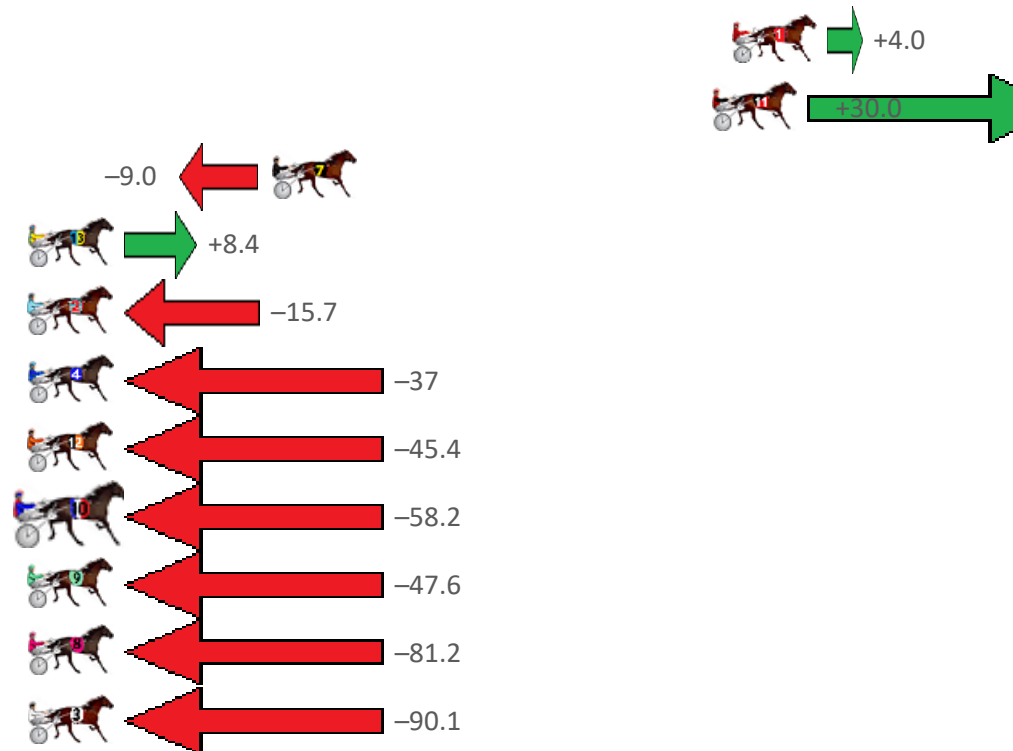
# Melton Race 10 Distance 2240m

Friday, 28 July 2023

Gross Time: 2:47.70 MileRate: 2:00.50 LeadTime: 44.00s First Qtr: 31.10s Second Qtr: 31.20s Third Qtr: 31.60s Fourth Qtr: 29.80s

NoHorse	Plc	Mar	800 Posi	400 Posi	Time	3rd Qtr	4th Qtr
1 HADTOBEHARRY	1	0.0m	4.0m (0)	1.6m (1)	2:47.75	31.41s	29.68s
11 PERFIDIOUS SUE	2	0.8m	30.8m (1)	5.2m (2)	2:47.81	29.64s	29.47s
7 RARITY ROCK	3	18.3m	9.3m (0)	6.4m (0)	2:49.11	31.41s	30.68s
13 WHATS THE TEA	4	28.8m	37.2m (0)	12.0m (1)	2:49.89	29.71s	31.04s
2 ADJURE	5	31.8m	16.1m (0)	17.2m (0)	2:50.12	31.72s	30.88s
4 DESTRIER	6	36.2m	0.0m (0)	0.0m (0)	2:50.45	31.68s	32.48s
12 FRANKYTHEFRENCH	7	74.8m	29.4m (0)	31.0m (0)	2:53.32	31.82s	33.04s
10 MASSIF CENTRAL	8	83.2m	25.0m (0)	25.0m (0)	2:53.95	31.73s	34.11s
9 DESIGNS	9	91.8m	44.2m (0)	37.8m (0)	2:54.59	31.23s	33.80s
8 MILADY LUCY	10	106.8m	25.6m (1)	29.0m (1)	2:55.71	32.03s	35.56s
3 CEEAY MONKEY FAC	11	110.9m	20.8m (0)	22.2m (1)	2:56.01	31.91s	36.37s

## Finish Position and metres gained from 800m





# PJ Harness Analyser

Sectional Analysis Software – Not just a formguide!

[www.facebook.com/PJHarnessRacing](https://www.facebook.com/PJHarnessRacing)



RISE Digital, Harness Racing Australia nor the provider accepts any responsibility for the completeness or accuracy of any of the information contained herein, and makes no representations about its suitability for any particular purpose. Users should make their own judgements about those matters and/or seek independent advice. You assume all risks associated with use of data provided on this page

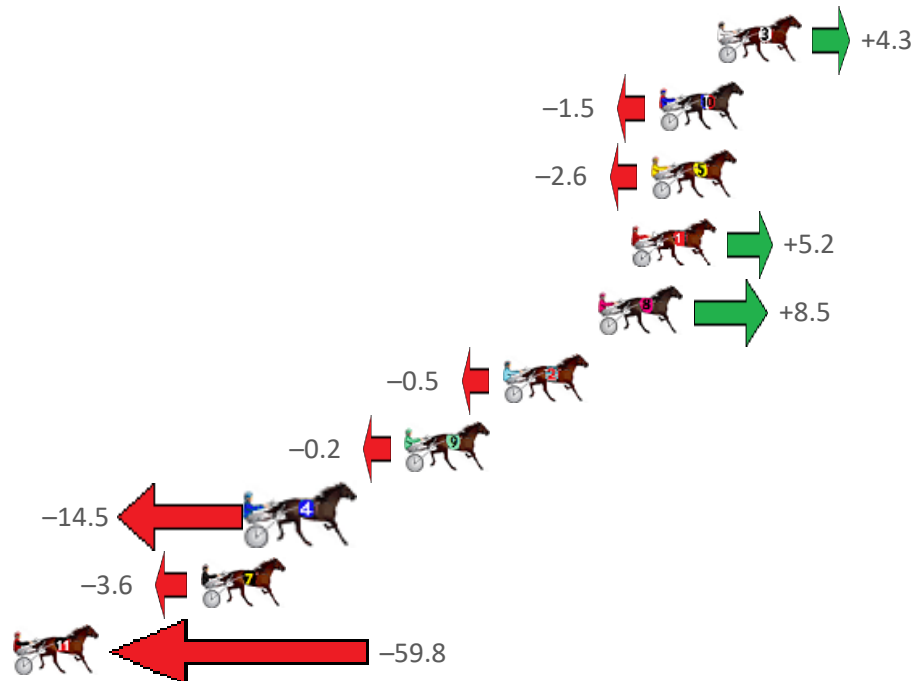
# Melton Race 11 Distance 1720m

Friday, 28 July 2023

Gross Time: 2:07.20 MileRate: 1:59.00 LeadTime: 7.40s First Qtr: 29.50s Second Qtr: 31.10s Third Qtr: 28.90s Fourth Qtr: 30.30s

NoHorse	Plc	Mar	800 Posi	400 Posi	Time	3rd Qtr	4th Qtr
3 WICHITA KANSAS	1	0.0m	4.3m (0)	5.0m (0)	2:07.23	28.96s	29.92s
10 SNAZOLA	2	2.3m	0.8m (2)	1.2m (1)	2:07.40	28.93s	30.38s
5 WELEASE WOGER	3	2.6m	0.0m (0)	0.0m (0)	2:07.43	28.90s	30.50s
1 THE REGULATOR	4	3.4m	8.6m (0)	9.2m (0)	2:07.49	28.95s	29.86s
8 ALL GOOD	5	4.7m	13.2m (0)	13.5m (0)	2:07.57	28.94s	29.64s
2 NORTHERN TERROR	6	8.5m	8.0m (1)	11.4m (2)	2:07.86	29.16s	30.08s
9 KEEPCRACKINGJOKE	7	12.4m	12.2m (1)	16.2m (1)	2:08.16	29.20s	30.01s
4 BETTERTHANFLYHIG	8	18.3m	3.8m (1)	8.1m (1)	2:08.60	29.20s	31.07s
7 WONDERFORCE	9	20.5m	16.9m (1)	22.4m (0)	2:08.76	29.31s	30.16s
11 CEE CEE NORMAN	10	78.0m	18.2m (0)	34.0m (0)	2:13.05	29.99s	33.61s

## Finish Position and metres gained from 800m



# PJ Harness Analyser

Sectional Analysis Software – Not just a formguide!

[www.facebook.com/PJHarnessRacing](http://www.facebook.com/PJHarnessRacing)



RISE Digital, Harness Racing Australia nor the provider accepts any responsibility for the completeness or accuracy of any of the information contained herein, and makes no representations about its suitability for any particular purpose. Users should make their own judgements about those matters and/or seek independent advice. You assume all risks associated with use of data provided on this page