

Melton Race 1 Distance 2240m

Saturday, 27 January 2024


Gross Time: 2:43.30 MileRate: 1:57.40 LeadTime: 45.50s First Qtr: 31.00s Second Qtr: 31.50s Third Qtr: 28.20s Fourth Qtr: 27.10s

DATA TABLE: 800 / 400 Posi's are position from leader and (how wide the horse was at that position)

NoHorse	Plc	Mar	800 Posi	400 Posi	Time	3rd Qtr	4th Qt
3 DANGEROUS	1	0.0m	0.0m (0)	0.0m (0)	2:43.34	28.20s	27.14s
9 KOSIMO	2	3.5m	14.8m (1)	2.8m (2)	2:43.60	27.35s	27.21s
8 MELANION	3	10.3m	8.6m (0)	9.3m (0)	2:44.11	28.24s	27.27s
10 HIGHWAY TO HEAVEN	4	10.4m	20.0m (1)	6.8m (2)	2:44.12	27.26s	27.46s
1 UNITED	5	14.2m	4.7m (0)	5.0m (0)	2:44.40	28.21s	27.86s
2 SILVER MYSTIQUE	6	15.2m	10.9m (1)	9.7m (1)	2:44.47	28.11s	27.60s
5 JACCKA CONNOR	7	15.8m	24.9m (1)	13.0m (2)	2:44.52	27.35s	27.43s
4 BETA THAN LOVE	8	16.6m	6.9m (1)	5.3m (1)	2:44.57	28.08s	28.00s
11 HEAVENLY CHARM	9	16.7m	13.6m (0)	15.1m (0)	2:44.59	28.29s	27.35s
6 JAXON BEACH	10	25.2m	2.7m (1)	1.4m (1)	2:45.22	28.11s	28.92s
7 CHAMBRAY	11	57.8m	24.0m (0)	18.0m (1)	2:47.65	27.76s	30.21s

Finish Position and metres gained

First Arrow shows distance gain/loss from 2nd Qtr to 3rd Qtr,
Second Arrow shows distance gain/loss from 3rd Qtr to Finish
Blue arrow indicates best gain in these quarters.



800

Visual positions in race at 2nd Quarter



400

Visual positions in race at 3rd Quarter



Powered by
PJ

Harness Analyser

Sectional Analysis Software
Not just form | Free Trial

www.facebook.com/PJHarnessRacing



RISE Digital, Harness Racing Australia nor the provider accepts any responsibility for the completeness or accuracy of any of the information contained herein, and makes no representations about its suitability for any particular purpose. Users should make their own judgements about those matters and/or seek independent advice. You assume all risks associated with use of data provided on this page

Melton Race 2 Distance 2240m

Saturday, 27 January 2024


Gross Time: 2:45.10 MileRate: 1:58.60 LeadTime: 46.50s First Qtr: 30.50s Second Qtr: 30.20s Third Qtr: 28.50s Fourth Qtr: 29.40s

DATA TABLE: 800 / 400 Posi's are position from leader and (how wide the horse was at that position)

NoHorse	Plc	Mar	800 Posi	400 Posi	Time	3rd Qtr	4th Qt
6 KEAYANG CHUCKY	1	0.0m	21.6m (2)	11.6m (2)	2:45.07	27.81s	28.54s
10 ALDEBARAN DINO	2	1.5m	19.8m (1)	12.1m (1)	2:45.18	27.97s	28.61s
8 KYVALLEY HOTSPUR	3	1.7m	3.8m (0)	3.8m (0)	2:45.20	28.50s	29.23s
5 HOT TO TROT	4	3.1m	6.6m (1)	4.7m (1)	2:45.30	28.37s	29.26s
9 CHINESE WHISPER	5	6.2m	15.0m (1)	7.8m (2)	2:45.54	28.00s	29.28s
3 ANYWHERE HUGO	6	10.6m	8.4m (0)	7.9m (0)	2:45.86	28.47s	29.59s
7 HAMMERS LAW	7	17.2m	2.3m (1)	0.5m (1)	2:46.35	28.38s	30.61s
4 TIPSY TURVY	8	24.5m	13.2m (0)	13.1m (0)	2:46.90	28.50s	30.26s
1 NAKED AMBITION	9	28.9m	0.0m (0)	0.0m (0)	2:47.23	28.50s	31.53s
2 EBONYS AVENGER	10	32.2m	10.8m (1)	8.3m (1)	2:47.47	28.34s	31.17s

Finish Position and metres gained

First Arrow shows distance gain/loss from 2nd Qtr to 3rd Qtr, Second Arrow shows distance gain/loss from 3rd Qtr to Finish Blue arrow indicates best gain in these quarters.



800

Visual positions in race at 2nd Quarter



400

Visual positions in race at 3rd Quarter

Melton Race 3 Distance 1200m

Saturday, 27 January 2024

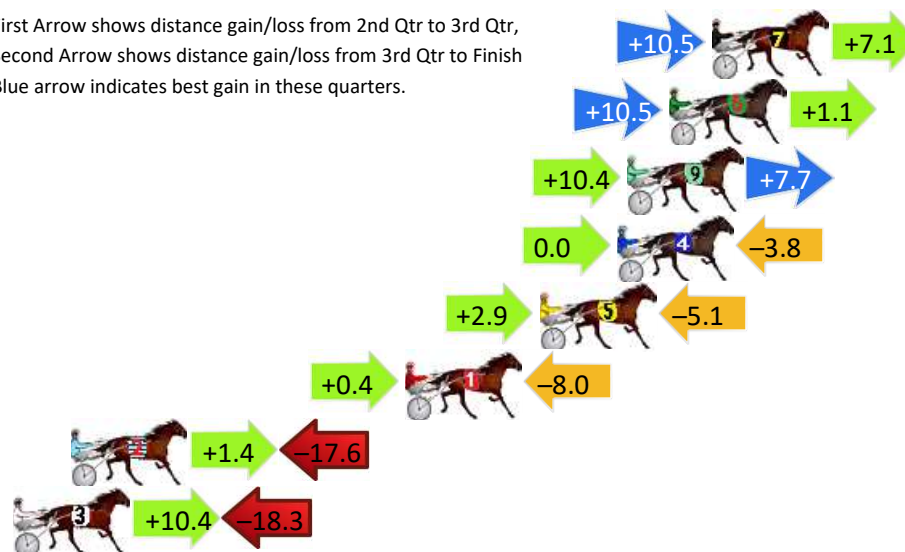
Gross Time: 1:24.40 MileRate: 0:00.00 LeadTime: 0.00s First Qtr: 0.00s Second Qtr: 28.10s Third Qtr: 29.90s Fourth Qtr: 26.50s

DATA TABLE: 800 / 400 Posi's are position from leader and (how wide the horse was at that position)

No	Horse	Plc	Mar	800 Posi	400 Posi	Time	3rd Qtr	4th Qt
7	LETSROCKLETSROLL	1	0.0m	17.6m (1)	7.1m (2)	1:24.40	29.16s	26.01s
6	DALVEY ROBYN	2	1.7m	13.3m (1)	2.8m (2)	1:24.53	29.16s	26.44s
9	JILLIBY KUNG FU	3	3.4m	21.5m (1)	11.1m (2)	1:24.66	29.17s	25.99s
4	OZZIE BATTLER	4	3.8m	0.0m (0)	0.0m (0)	1:24.69	29.90s	26.79s
5	SLY TERROR	5	6.9m	4.7m (1)	1.8m (1)	1:24.92	29.70s	26.89s
1	OUR CHEEKY DEVIL	6	12.3m	4.7m (0)	4.3m (0)	1:25.32	29.87s	27.12s
2	BLASTER RANGER	7	25.7m	9.5m (1)	8.1m (1)	1:26.32	29.80s	27.85s
3	HITTHEROADJACK	8	29.7m	21.8m (0)	11.4m (0)	1:26.62	29.18s	27.92s

Finish Position and metres gained

First Arrow shows distance gain/loss from 2nd Qtr to 3rd Qtr, Second Arrow shows distance gain/loss from 3rd Qtr to Finish Blue arrow indicates best gain in these quarters.



800

Visual positions in race at 2nd Quarter



400

Visual positions in race at 3rd Quarter



Powered by
PJ

Harness Analyser

Sectional Analysis Software
Not just form | Free Trial

www.facebook.com/PJHarnessRacing



RISE Digital, Harness Racing Australia nor the provider accepts any responsibility for the completeness or accuracy of any of the information contained herein, and makes no representations about its suitability for any particular purpose. Users should make their own judgements about those matters and/or seek independent advice. You assume all risks associated with use of data provided on this page

Melton Race 4 Distance 2240m

Saturday, 27 January 2024

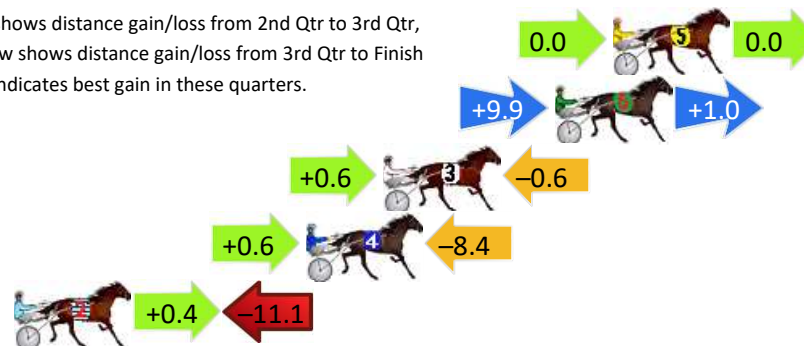
Gross Time: 2:47.00 MileRate: 2:00.00 LeadTime: 45.70s First Qtr: 31.70s Second Qtr: 33.40s Third Qtr: 29.40s Fourth Qtr: 26.80s

DATA TABLE: 800 / 400 Posi's are position from leader and (how wide the horse was at that position)

NoHorse	Plc	Mar	800 Posi	400 Posi	Time	3rd Qtr	4th Qt
5 JUST BELIEVE	1	0.0m	0.0m (0)	0.0m (0)	2:47.00	29.40s	26.80s
6 QUEEN ELIDA	2	2.3m	13.2m (1)	3.3m (1)	2:47.17	28.66s	26.74s
3 MUFASA METRO	3	9.2m	9.2m (0)	8.6m (0)	2:47.68	29.33s	26.88s
4 OLLIVICI	4	12.3m	4.5m (0)	3.9m (0)	2:47.91	29.34s	27.44s
2 KEAYANG XENA	5	24.0m	13.3m (0)	12.9m (0)	2:48.79	29.33s	27.69s

Finish Position and metres gained

First Arrow shows distance gain/loss from 2nd Qtr to 3rd Qtr,
Second Arrow shows distance gain/loss from 3rd Qtr to Finish
Blue arrow indicates best gain in these quarters.



800

Visual positions in race at 2nd Quarter



400

Visual positions in race at 3rd Quarter



Powered by



Harness Analyser

Sectional Analysis Software

Not just form | Free Trial

www.facebook.com/PJHarnessRacing



RISE Digital, Harness Racing Australia nor the provider accepts any responsibility for the completeness or accuracy of any of the information contained herein, and makes no representations about its suitability for any particular purpose. Users should make their own judgements about those matters and/or seek independent advice. You assume all risks associated with use of data provided on this page

Melton Race 5 Distance 2240m

Saturday, 27 January 2024

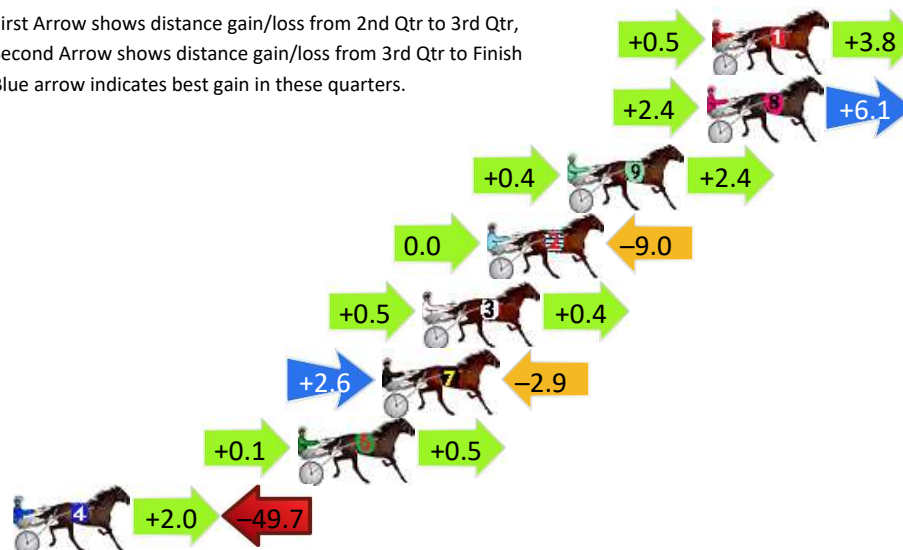
Gross Time: 2:39.30 MileRate: 1:54.50 LeadTime: 43.80s First Qtr: 30.40s Second Qtr: 30.40s Third Qtr: 28.00s Fourth Qtr: 26.70s

DATA TABLE: 800 / 400 Posi's are position from leader and (how wide the horse was at that position)

NoHorse	Plc	Mar	800 Posi	400 Posi	Time	3rd Qtr	4th Qt
1 BETTER ECLIPSE	1	0.0m	4.3m (0)	3.8m (0)	2:39.32	27.96s	26.46s
8 DONT STOP DREAMING	2	0.2m	8.7m (1)	6.3m (1)	2:39.34	27.82s	26.31s
9 TRIPLE EIGHT	3	5.8m	8.6m (0)	8.2m (0)	2:39.76	27.96s	26.60s
2 BULLETPROOF BOY	4	9.0m	0.0m (0)	0.0m (0)	2:40.00	28.00s	27.40s
3 OUR VINCENT CAN GOGH	5	11.6m	12.5m (0)	12.0m (0)	2:40.19	27.95s	26.77s
7 ARGGGHHH	6	13.2m	12.9m (1)	10.3m (1)	2:40.31	27.80s	27.01s
6 HES CHARLIES ANGEL	7	16.6m	17.2m (0)	17.1m (0)	2:40.56	27.96s	26.80s
4 HURRICANE HARLEY	8	52.1m	4.4m (1)	2.4m (1)	2:43.21	27.86s	30.45s

Finish Position and metres gained

First Arrow shows distance gain/loss from 2nd Qtr to 3rd Qtr,
Second Arrow shows distance gain/loss from 3rd Qtr to Finish
Blue arrow indicates best gain in these quarters.



800

Visual positions in race at 2nd Quarter



400

Visual positions in race at 3rd Quarter



Powered by



Harness Analyser

Sectional Analysis Software

Not just form | Free Trial

www.facebook.com/PJHarnessRacing



RISE Digital, Harness Racing Australia nor the provider accepts any responsibility for the completeness or accuracy of any of the information contained herein, and makes no representations about its suitability for any particular purpose. Users should make their own judgements about those matters and/or seek independent advice. You assume all risks associated with use of data provided on this page

Melton Race 6 Distance 1720m

Saturday, 27 January 2024


Gross Time: 2:01.40 MileRate: 1:53.60 LeadTime: 7.10s First Qtr: 28.10s Second Qtr: 31.20s Third Qtr: 27.80s Fourth Qtr: 27.20s

DATA TABLE: 800 / 400 Posi's are position from leader and (how wide the horse was at that position)

NoHorse	Plc	Mar	800 Posi	400 Posi	Time	3rd Qtr	4th Qt
3 ENCIPHER	1	0.0m	0.5m (1)	0.4m (1)	2:01.44	27.79s	27.22s
9 JILLIBY WILLOW	2	0.4m	4.4m (1)	3.9m (1)	2:01.48	27.76s	27.01s
2 RAKERO REBEL	3	0.5m	0.0m (0)	0.0m (0)	2:01.50	27.80s	27.30s
6 NORMS LADY	4	5.4m	12.6m (0)	12.7m (0)	2:01.84	27.80s	26.77s
8 TANGOINGWITHSIER RA	5	6.8m	8.7m (0)	8.8m (0)	2:01.94	27.80s	27.14s
5 TAY TAY	6	6.8m	8.8m (1)	8.0m (1)	2:01.95	27.74s	27.20s
4 NIKI NAH NAH	7	6.9m	17.5m (1)	14.6m (1)	2:01.95	27.59s	26.75s
1 ROSARITO MISS	8	9.4m	3.9m (0)	4.0m (0)	2:02.14	27.80s	27.67s
7 KENDYS BUTTERFLY	9	10.8m	16.9m (0)	17.1m (0)	2:02.24	27.80s	26.87s
11 MY SWEET SABRINA	10	21.3m	13.0m (1)	12.1m (2)	2:03.03	27.73s	28.01s

Finish Position and metres gained

First Arrow shows distance gain/loss from 2nd Qtr to 3rd Qtr,
Second Arrow shows distance gain/loss from 3rd Qtr to Finish
Blue arrow indicates best gain in these quarters.



800

Visual positions in race at 2nd Quarter



400

Visual positions in race at 3rd Quarter

Melton Race 7 Distance 1720m

Saturday, 27 January 2024

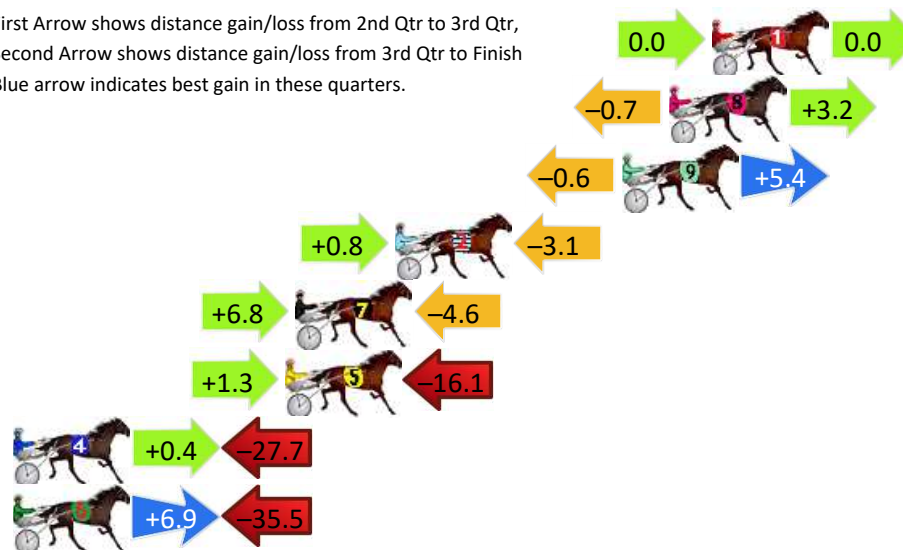
Gross Time: 2:01.00 MileRate: 1:53.30 LeadTime: 7.20s First Qtr: 27.70s Second Qtr: 30.40s Third Qtr: 28.60s Fourth Qtr: 27.10s

DATA TABLE: 800 / 400 Posi's are position from leader and (how wide the horse was at that position)

No	Horse	Plc	Mar	800 Posi	400 Posi	Time	3rd Qtr	4th Qt
1	SERGEANT LOU	1	0.0m	0.0m (0)	0.0m (0)	2:01.05	28.60s	27.15s
8	DEE ROE	2	1.7m	4.2m (0)	4.9m (0)	2:01.17	28.64s	26.93s
9	THE ANSWER	3	3.6m	8.4m (0)	9.0m (0)	2:01.32	28.62s	26.80s
2	KOMODO	4	12.7m	10.4m (1)	9.6m (1)	2:02.00	28.53s	27.43s
7	THESTATESMAN	5	16.7m	18.9m (1)	12.1m (2)	2:02.28	28.09s	27.55s
5	UNIQUELY IDEAL	6	17.1m	2.3m (1)	1.0m (1)	2:02.32	28.50s	28.35s
4	RUDY GEE	7	33.4m	6.1m (1)	5.7m (1)	2:03.54	28.56s	29.24s
6	SOHO HONEY RIDER	8	43.2m	14.6m (1)	7.7m (2)	2:04.27	28.10s	29.84s

Finish Position and metres gained

First Arrow shows distance gain/loss from 2nd Qtr to 3rd Qtr,
Second Arrow shows distance gain/loss from 3rd Qtr to Finish
Blue arrow indicates best gain in these quarters.



800

Visual positions in race at 2nd Quarter



400

Visual positions in race at 3rd Quarter



Powered by



Harness Analyser

Sectional Analysis Software

Not just form | Free Trial

www.facebook.com/PJHarnessRacing



RISE Digital, Harness Racing Australia nor the provider accepts any responsibility for the completeness or accuracy of any of the information contained herein, and makes no representations about its suitability for any particular purpose. Users should make their own judgements about those matters and/or seek independent advice. You assume all risks associated with use of data provided on this page

Melton Race 8 Distance 2240m

Saturday, 27 January 2024

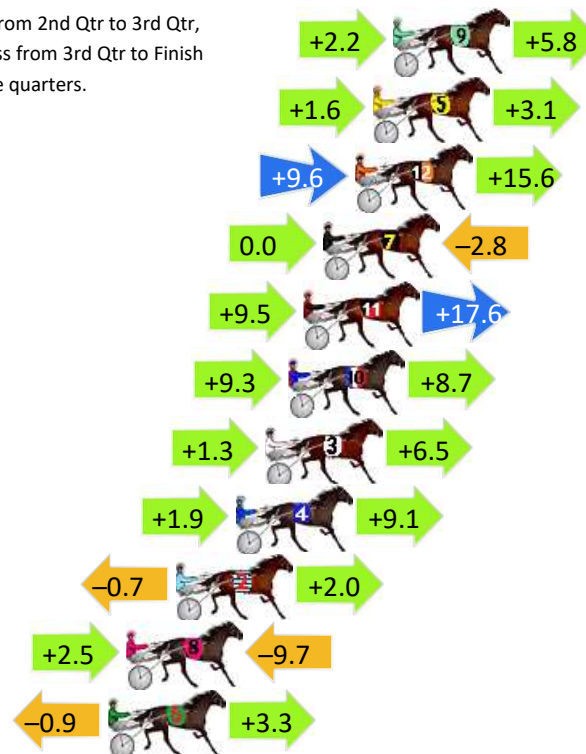
Gross Time: 2:41.70 MileRate: 1:56.20 LeadTime: 45.40s First Qtr: 30.60s Second Qtr: 30.10s Third Qtr: 27.10s Fourth Qtr: 28.50s

DATA TABLE: 800 / 400 Posi's are position from leader and (how wide the horse was at that position)

NoHorse	Plc	Mar	800 Posi	400 Posi	Time	3rd Qtr	4th Qt
9 SANDAY	1	0.0m	8.0m (1)	5.8m (1)	2:41.72	26.96s	28.12s
5 SPRINGFIELD AFFAIR	2	0.8m	5.5m (0)	3.9m (0)	2:41.79	27.00s	28.32s
12 SEW WHAT	3	1.5m	26.7m (1)	17.1m (3)	2:41.83	26.48s	27.45s
7 DREAM MAZE	4	2.8m	0.0m (0)	0.0m (0)	2:41.93	27.10s	28.73s
11 IDEAL ESCAPE	5	3.6m	30.7m (1)	21.2m (1)	2:41.99	26.50s	27.32s
10 CORRAVALLY STAR	6	4.2m	22.2m (1)	12.9m (3)	2:42.04	26.50s	27.95s
3 TIL HEAVENS ROCKN	7	5.1m	12.9m (1)	11.6m (2)	2:42.10	27.03s	28.10s
4 TIGER BAND WAGON	8	6.3m	17.3m (1)	15.4m (2)	2:42.19	27.00s	27.93s
2 VICTORY GEORGE	9	8.7m	10.0m (0)	10.7m (1)	2:42.37	27.17s	28.43s
8 CATALPA RESCUE	10	10.7m	3.5m (1)	1.0m (1)	2:42.52	26.93s	29.25s
6 ILLAWONG AWESOME	11	11.4m	13.8m (0)	14.7m (1)	2:42.56	27.19s	28.34s


Finish Position and metres gained

First Arrow shows distance gain/loss from 2nd Qtr to 3rd Qtr,
Second Arrow shows distance gain/loss from 3rd Qtr to Finish
Blue arrow indicates best gain in these quarters.



800

Visual positions in race at 2nd Quarter



400

Visual positions in race at 3rd Quarter



Powered by



Harness Analyser

Sectional Analysis Software

Not just form | Free Trial

www.facebook.com/PJHarnessRacing



RISE Digital, Harness Racing Australia nor the provider accepts any responsibility for the completeness or accuracy of any of the information contained herein, and makes no representations about its suitability for any particular purpose. Users should make their own judgements about those matters and/or seek independent advice. You assume all risks associated with use of data provided on this page

Melton Race 9 Distance 1720m

Saturday, 27 January 2024

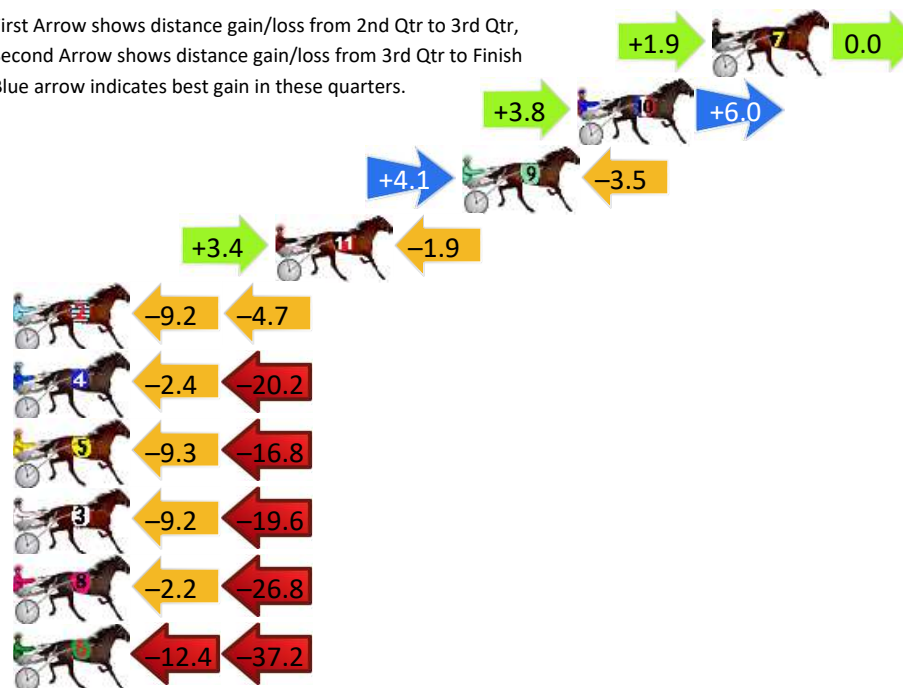
Gross Time: 2:04.70 MileRate: 1:56.70 LeadTime: 7.20s First Qtr: 28.70s Second Qtr: 30.50s Third Qtr: 29.00s Fourth Qtr: 29.30s

DATA TABLE: 800 / 400 Posi's are position from leader and (how wide the horse was at that position)

No	Horse	Plc	Mar	800 Posi	400 Posi	Time	3rd Qtr	4th Qt
7	PERFIDIOUS SUE	1	0.0m	1.9m (1)	0.0m (0)	2:04.68	28.87s	29.28s
10	KYVALLEYHONEYBUNNY	2	5.4m	15.2m (1)	11.4m (2)	2:05.09	28.73s	28.86s
9	ALDEBARAN DEMI	3	10.0m	10.6m (1)	6.5m (2)	2:05.43	28.70s	29.56s
11	JAZSPUR	4	17.5m	19.0m (1)	15.6m (2)	2:05.99	28.76s	29.46s
2	POPPY POPSTAR	5	28.2m	14.3m (0)	23.5m (1)	2:06.78	29.67s	29.68s
4	BAARLINEE	6	28.5m	5.9m (1)	8.3m (1)	2:06.81	29.17s	30.81s
5	SILENT REVERIE	7	31.1m	5.0m (0)	14.3m (1)	2:07.00	29.67s	30.57s
3	AZALEA MAE	8	39.4m	10.6m (0)	19.8m (0)	2:07.62	29.67s	30.79s
8	MADENA SKY	9	48.4m	19.4m (0)	21.6m (2)	2:08.28	29.17s	31.31s
6	AMUNET	10	49.6m	0.0m (0)	12.4m (0)	2:08.38	29.90s	32.08s

Finish Position and metres gained

First Arrow shows distance gain/loss from 2nd Qtr to 3rd Qtr,
Second Arrow shows distance gain/loss from 3rd Qtr to Finish
Blue arrow indicates best gain in these quarters.



800

Visual positions in race at 2nd Quarter



400

Visual positions in race at 3rd Quarter



Powered by



Harness Analyser

Sectional Analysis Software

Not just form | Free Trial

www.facebook.com/PJHarnessRacing



RISE Digital, Harness Racing Australia nor the provider accepts any responsibility for the completeness or accuracy of any of the information contained herein, and makes no representations about its suitability for any particular purpose. Users should make their own judgements about those matters and/or seek independent advice. You assume all risks associated with use of data provided on this page