

# Melton Race 1 Distance 2240m

Saturday, 25 April 2026


Gross Time: 2:42.70 MileRate: 1:56.90 LeadTime: 45.30s First Qtr: 30.80s Second Qtr: 30.20s Third Qtr: 29.20s Fourth Qtr: 27.20s

DATA TABLE: 800 / 400 Posi's are position from leader and (how wide the horse was at that position)

No	Horse	Plc	Mar	800 Posi	400 Posi	Time	3rd Qtr	4th Qt
5	TEN DA TOUCH	1	0.0m	0.0m (0)	0.0m (0)	2:42.70	29.20s	27.20s
1	KEAYANG WASABI	2	2.7m	9.1m (0)	7.7m (0)	2:42.89	29.08s	26.85s
11	SON OF MAC	3	3.4m	2.7m (1)	1.4m (1)	2:42.94	29.10s	27.35s
4	REPELLING	4	6.5m	4.6m (0)	3.9m (0)	2:43.17	29.14s	27.40s
6	SOAP AND BUBBLES	5	7.2m	12.4m (1)	2.8m (2)	2:43.22	28.50s	27.52s
3	KOMODO	6	8.1m	16.1m (1)	10.0m (1)	2:43.28	28.73s	27.08s
7	SOHO DARKSTORMY	7	10.0m	7.3m (1)	5.7m (1)	2:43.42	29.07s	27.52s
8	VINCENZO	8	14.2m	13.8m (0)	12.4m (0)	2:43.72	29.07s	27.35s
10	EARL OF PEMBROKE	9	15.9m	17.9m (0)	16.7m (0)	2:43.84	29.07s	27.17s
9	ALWAYSBEALADY	10	18.6m	20.6m (2)	9.1m (2)	2:44.03	28.34s	27.90s
2	CAPTAIN PINS	11	25.5m	21.0m (1)	13.8m (1)	2:44.53	28.64s	28.06s

## Finish Position and metres gained

First Arrow shows distance gain/loss from 2nd Qtr to 3rd Qtr, Second Arrow shows distance gain/loss from 3rd Qtr to Finish  
Blue arrow indicates best gain in these quarters.



800

Visual positions in race at 2nd Quarter



400

Visual positions in race at 3rd Quarter



# Melton Race 2 Distance 1720m


Saturday, 25 April 2026

Gross Time: 2:01.20 MileRate: 1:53.40 LeadTime: 6.90s First Qtr: 28.80s Second Qtr: 29.40s Third Qtr: 28.30s Fourth Qtr: 27.80s

DATA TABLE: 800 / 400 Posi's are position from leader and (how wide the horse was at that position)

No	Horse	Plc	Mar	800 Posi	400 Posi	Time	3rd Qtr	4th Qt
9	THE ART OF SUCCESS	1	0.0m	0.0m (0)	0.0m (0)	2:01.20	28.30s	27.80s
6	FEARLESS WRITER	2	8.2m	3.7m (0)	4.7m (0)	2:01.80	28.37s	28.07s
11	KEAYANG SWEETHEART	3	9.1m	12.7m (2)	1.4m (1)	2:01.87	27.50s	28.37s
8	MAAS BETTING AGAIN	4	14.2m	11.8m (0)	16.2m (0)	2:02.24	28.60s	27.71s
10	SHEER VITALITY	5	17.7m	16.1m (0)	20.1m (0)	2:02.49	28.57s	27.69s
5	THE NAKED ART	6	20.4m	18.4m (1)	16.1m (2)	2:02.69	28.13s	28.17s
1	EMILY VINCENT	7	20.9m	7.5m (0)	11.5m (0)	2:02.73	28.57s	28.53s
3	TALLARAS SHADOW	8	24.3m	14.2m (1)	18.0m (1)	2:02.98	28.56s	28.32s
12	VINCHESKA	9	29.8m	17.9m (2)	11.8m (2)	2:03.38	27.86s	29.15s
2	INTERPRETATION	10	32.0m	9.9m (1)	14.3m (1)	2:03.54	28.60s	29.14s
7	DELIGHTFUL CHARM	11	32.9m	6.1m (1)	9.4m (1)	2:03.61	28.53s	29.55s

## Finish Position and metres gained



800

Visual positions in race at 2nd Quarter



400

Visual positions in race at 3rd Quarter



# Melton Race 3 Distance 2240m

Saturday, 25 April 2026




Gross Time: 2:41.90 MileRate: 1:56.30 LeadTime: 44.80s First Qtr: 30.80s Second Qtr: 30.10s Third Qtr: 28.70s Fourth Qtr: 27.50s

DATA TABLE: 800 / 400 Posi's are position from leader and (how wide the horse was at that position)

No	Horse	Plc	Mar	800 Posi	400 Posi	Time	3rd Qtr	4th Qt
6	BROOKLYN DAN	1	0.0m	5.6m (1)	1.0m (1)	2:41.90	28.37s	27.43s
3	ZANDA MAN	2	0.2m	0.0m (0)	0.0m (0)	2:41.91	28.70s	27.51s
2	GALAXY LASS	3	6.0m	4.2m (0)	3.9m (0)	2:42.33	28.67s	27.66s
8	JACCKA CONNOR	4	6.2m	8.0m (0)	7.9m (0)	2:42.35	28.68s	27.40s
9	CLYMENU	5	7.5m	17.8m (1)	9.0m (1)	2:42.44	28.06s	27.42s
11	THESTATESMAN	6	7.8m	22.4m (1)	7.8m (2)	2:42.46	27.65s	27.52s
4	CEE CEE LOU	7	7.8m	14.0m (1)	3.2m (2)	2:42.46	27.93s	27.84s
5	FIRE MARSHALL	8	8.4m	9.8m (1)	4.7m (1)	2:42.51	28.33s	27.78s
10	TRIPLE ROCK SAINT	9	11.9m	12.6m (0)	12.8m (0)	2:42.76	28.69s	27.47s
12	NEW YORKER	10	12.1m	16.4m (0)	14.3m (1)	2:42.78	28.53s	27.38s
7	TOORAM MAGIC	11	14.1m	27.1m (1)	11.4m (2)	2:42.92	27.56s	27.73s

## Finish Position and metres gained

First Arrow shows distance gain/loss from 2nd Qtr to 3rd Qtr, Second Arrow shows distance gain/loss from 3rd Qtr to Finish  
Blue arrow indicates best gain in these quarters.



# Melton Race 4 Distance 1720m

Saturday, 25 April 2026


Gross Time: 2:05.70 MileRate: 1:57.60 LeadTime: 7.50s First Qtr: 29.50s Second Qtr: 29.20s Third Qtr: 29.70s Fourth Qtr: 29.80s

DATA TABLE: 800 / 400 Posi's are position from leader and (how wide the horse was at that position)

No	Horse	Plc	Mar	800 Posi	400 Posi	Time	3rd Qtr	4th Qt
5	HEZA GUN	1	0.0m	0.0m (0)	0.0m (0)	2:05.70	29.70s	29.80s
10	HOWDY MATE	2	1.6m	17.9m (1)	7.5m (2)	2:05.82	28.96s	29.37s
8	CLAUDYS HERO	3	3.4m	9.7m (0)	8.9m (0)	2:05.97	29.66s	29.41s
2	TWEEDLEDEE	4	9.5m	13.4m (0)	9.4m (1)	2:06.44	29.43s	29.84s
1	COCONUT MICKEY	5	15.0m	5.1m (0)	4.5m (0)	2:06.87	29.66s	30.64s
4	RAPID RETURN	6	19.9m	8.2m (1)	4.8m (1)	2:07.25	29.46s	31.00s
7	SONARMI JOH	7	21.3m	17.9m (0)	13.0m (0)	2:07.36	29.36s	30.50s
6	OUR MARVELLA	8	24.3m	4.1m (1)	0.8m (1)	2:07.60	29.46s	31.64s
3	MITCHELL WRAP	9	28.5m	22.1m (0)	13.5m (1)	2:07.93	29.10s	31.03s
9	KYVALLEY JETSTREAM	10	29.7m	12.9m (1)	3.0m (2)	2:08.02	28.99s	31.90s

## Finish Position and metres gained

First Arrow shows distance gain/loss from 2nd Qtr to 3rd Qtr, Second Arrow shows distance gain/loss from 3rd Qtr to Finish  
Blue arrow indicates best gain in these quarters.



800

Visual positions in race at 2nd Quarter



400

Visual positions in race at 3rd Quarter



# Melton Race 5 Distance 2240m

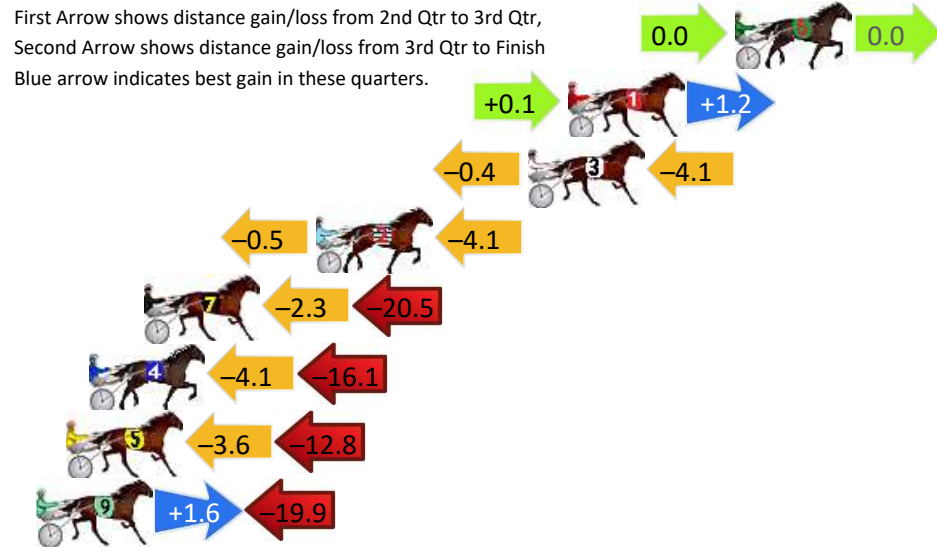
Saturday, 25 April 2026

Gross Time: 2:43.70 MileRate: 1:57.60 LeadTime: 46.10s First Qtr: 31.60s Second Qtr: 28.90s Third Qtr: 28.60s Fourth Qtr: 28.50s

DATA TABLE: 800 / 400 Posi's are position from leader and (how wide the horse was at that position)

NoHorse	Plc	Mar	800 Posi	400 Posi	Time	3rd Qtr	4th Qt
6 JILLIBY BALLERINI	1	0.0m	0.0m (0)	0.0m (0)	2:43.70	28.60s	28.50s
1 JILLIBY DREAMLOVER	2	6.7m	8.0m (0)	7.9m (0)	2:44.20	28.59s	28.44s
3 ROCKINWITHATTITUDE	3	8.3m	3.8m (0)	4.2m (0)	2:44.32	28.63s	28.82s
2 PINNIE	4	16.8m	12.2m (0)	12.7m (0)	2:44.96	28.63s	28.86s
7 TRACY THE JET	5	23.7m	0.9m (1)	3.2m (1)	2:45.47	28.76s	30.05s
4 ALDEBARAN ACRUX	6	25.9m	5.7m (1)	9.8m (1)	2:45.64	28.89s	29.74s
5 I AM WILMA	7	26.8m	10.4m (1)	14.0m (2)	2:45.71	28.86s	29.51s
9 KEAYANG KURKI	8	35.8m	17.5m (0)	15.9m (1)	2:46.38	28.49s	30.05s

## Finish Position and metres gained



800

Visual positions in race at 2nd Quarter



400

Visual positions in race at 3rd Quarter



# Melton Race 6 Distance 1720m

Saturday, 25 April 2026

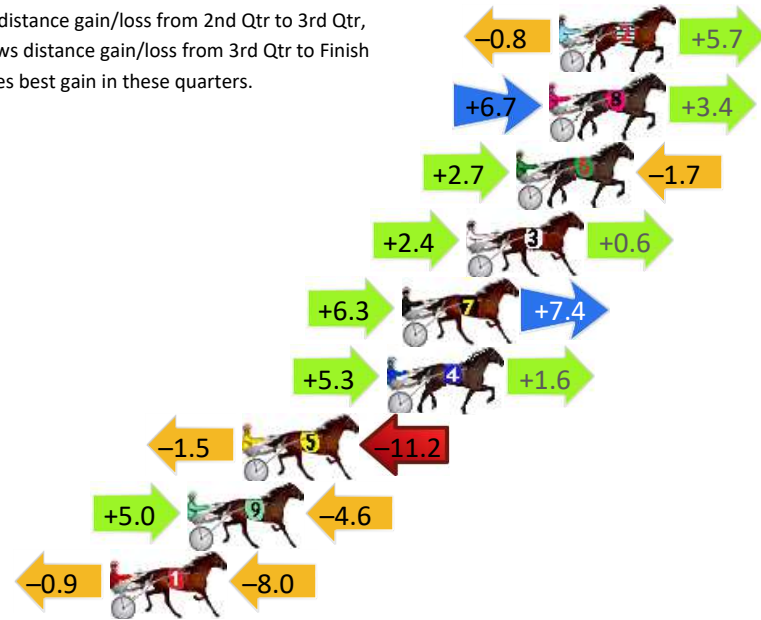
Gross Time: 2:02.00 MileRate: 1:54.20 LeadTime: 6.80s First Qtr: 27.90s Second Qtr: 30.50s Third Qtr: 28.20s Fourth Qtr: 28.60s

DATA TABLE: 800 / 400 Posi's are position from leader and (how wide the horse was at that position)

NoHorse	Plc	Mar	800 Posi	400 Posi	Time	3rd Qtr	4th Qt
2 HES NO ROMEO	1	0.0m	4.9m (0)	5.7m (0)	2:02.00	28.26s	28.20s
8 METEOR MOTH	2	0.4m	10.5m (1)	3.8m (2)	2:02.03	27.73s	28.36s
6 SURFINGMAKESCENTS	3	1.7m	2.7m (1)	0.0m (1)	2:02.13	28.01s	28.73s
3 MY LITTLE BO	4	3.7m	6.7m (1)	4.3m (1)	2:02.28	28.03s	28.58s
7 JUSTALITTLESIP	5	6.3m	20.0m (2)	13.7m (3)	2:02.47	27.76s	28.11s
4 BUBBA SCRUB	6	6.9m	13.8m (0)	8.5m (1)	2:02.52	27.83s	28.52s
5 OUR VINCENT CAN GOGH	7	12.7m	0.0m (0)	1.5m (0)	2:02.95	28.30s	29.45s
9 OUR LUCIANO	8	14.9m	15.3m (2)	10.3m (2)	2:03.12	27.85s	28.99s
1 STRAPPING RED	9	18.0m	9.1m (0)	10.0m (0)	2:03.35	28.26s	29.25s

## Finish Position and metres gained

First Arrow shows distance gain/loss from 2nd Qtr to 3rd Qtr, Second Arrow shows distance gain/loss from 3rd Qtr to Finish  
Blue arrow indicates best gain in these quarters.



Visual positions in race at 2nd Quarter

800



Visual positions in race at 3rd Quarter

400



# Melton Race 7 Distance 2240m

Saturday, 25 April 2026


Gross Time: 2:42.30 MileRate: 1:56.60 LeadTime: 43.50s First Qtr: 30.80s Second Qtr: 30.70s Third Qtr: 28.40s Fourth Qtr: 28.90s

DATA TABLE: 800 / 400 Posi's are position from leader and (how wide the horse was at that position)

No	Horse	Plc	Mar	800 Posi	400 Posi	Time	3rd Qtr	4th Qt
2	ISOLATION	1	0.0m	4.3m (0)	3.8m (0)	2:42.30	28.37s	28.63s
9	LOUGLE	2	5.2m	5.6m (1)	1.8m (1)	2:42.69	28.13s	29.17s
5	LUVA SCRAP	3	9.7m	14.1m (1)	11.2m (1)	2:43.04	28.20s	28.84s
1	KEAYANG PAYTON	4	10.8m	8.5m (0)	8.0m (0)	2:43.12	28.37s	29.15s
3	THE STEEL DRAGON	5	11.9m	18.9m (1)	9.3m (2)	2:43.20	27.73s	29.14s
4	THE SPORTZ STAR	6	12.3m	17.0m (0)	15.9m (0)	2:43.23	28.33s	28.70s
7	AUCKLAND RED	7	14.6m	10.2m (1)	7.0m (1)	2:43.41	28.18s	29.51s
8	LOU WILL	8	17.5m	12.3m (0)	11.7m (0)	2:43.63	28.36s	29.40s
6	OZZIE CORKA	9	20.4m	0.0m (0)	0.0m (0)	2:43.85	28.40s	30.45s

## Finish Position and metres gained

First Arrow shows distance gain/loss from 2nd Qtr to 3rd Qtr, Second Arrow shows distance gain/loss from 3rd Qtr to Finish  
Blue arrow indicates best gain in these quarters.



800

Visual positions in race at 2nd Quarter



400

Visual positions in race at 3rd Quarter



# Melton Race 8 Distance 2240m

Saturday, 25 April 2026

Gross Time: 2:44.10 MileRate: 1:57.90 LeadTime: 46.00s First Qtr: 31.40s Second Qtr: 30.80s Third Qtr: 29.10s Fourth Qtr: 26.80s

DATA TABLE: 800 / 400 Posi's are position from leader and (how wide the horse was at that position)

No	Horse	Plc	Mar	800 Posi	400 Posi	Time	3rd Qtr	4th Qt
7	INTRUSION	1	0.0m	0.0m (0)	0.0m (0)	2:44.10	29.10s	26.80s
3	LILLY LOTUS	2	11.7m	8.8m (0)	8.5m (0)	2:44.93	29.06s	27.04s
2	DO IT	3	11.9m	4.6m (0)	3.9m (0)	2:44.94	29.04s	27.37s
9	MORRIS BROWN	4	12.0m	7.4m (1)	1.0m (1)	2:44.95	28.63s	27.58s
4	OH SWEET CREATURE	5	16.7m	12.4m (1)	5.3m (1)	2:45.28	28.57s	27.61s
6	NANCYS BOY	6	19.5m	16.1m (1)	9.2m (1)	2:45.48	28.57s	27.54s
8	HEATSEEKER	7	30.4m	16.6m (0)	2.4m (2)	2:46.25	28.06s	28.78s
1	IM DOWNBYTHEBEACH	8	32.1m	12.9m (0)	12.9m (1)	2:46.37	29.07s	28.17s

## Finish Position and metres gained

