

# Melton Race 1 Distance 1720m



Friday, 24 April 2026

Gross Time: 2:01.20 MileRate: 1:53.40 LeadTime: 6.90s First Qtr: 28.20s Second Qtr: 29.70s Third Qtr: 28.20s Fourth Qtr: 28.20s

DATA TABLE: 800 / 400 Posi's are position from leader and (how wide the horse was at that position)

No	Horse	Plc	Mar	800 Posi	400 Posi	Time	3rd Qtr	4th Qt
3	TELERN LOFTY	1	0.0m	0.0m (0)	0.0m (0)	2:01.20	28.20s	28.20s
10	ZENARIO	2	4.0m	16.6m (1)	11.3m (3)	2:01.50	27.83s	27.71s
12	KOSIMO	3	9.6m	25.2m (1)	13.2m (1)	2:01.91	27.36s	27.98s
4	IDEAL BANDIT	4	10.1m	3.8m (1)	2.8m (1)	2:01.95	28.13s	28.75s
11	DESSIE GEE	5	14.3m	20.9m (1)	16.0m (2)	2:02.26	27.86s	28.14s
7	DONMARO	6	16.7m	19.4m (0)	17.1m (1)	2:02.44	28.04s	28.24s
9	HITHEROADJACK	7	18.5m	12.4m (1)	10.3m (2)	2:02.57	28.06s	28.85s
8	CRIME WRITER	8	27.3m	9.4m (0)	12.8m (0)	2:03.22	28.44s	29.32s
6	EL BOSTON	9	31.7m	24.3m (0)	22.1m (1)	2:03.55	28.05s	29.00s
2	MOMENTUM SHIFT	10	32.1m	8.5m (1)	8.1m (1)	2:03.58	28.17s	30.01s
1	LETS GO BIG GIRL	11	73.4m	4.3m (0)	8.1m (0)	2:06.64	28.47s	33.07s

## Finish Position and metres gained



800

Visual positions in race at 2nd Quarter



400

Visual positions in race at 3rd Quarter



Sectional Analysis Software  
Not just form | Free Trial



RISE Digital, Harness Racing Australia nor the provider accepts any responsibility for the completeness or accuracy of any of the information contained herein, and makes no representations about its suitability for any particular purpose. Users should make their own judgements about those matters and/or seek independent advice. You assume all risks associated with use of data provided on this page

[www.facebook.com/PJHarnessRacing](http://www.facebook.com/PJHarnessRacing)

# Melton Race 2 Distance 1720m


Friday, 24 April 2026

Gross Time: 2:01.70 MileRate: 1:53.80 LeadTime: 6.90s First Qtr: 28.40s Second Qtr: 29.50s Third Qtr: 29.00s Fourth Qtr: 27.90s

DATA TABLE: 800 / 400 Posi's are position from leader and (how wide the horse was at that position)

No	Horse	Plc	Mar	800 Posi	400 Posi	Time	3rd Qtr	4th Qt
1	LAMBRO MACH	1	0.0m	0.0m (0)	0.0m (0)	2:01.70	29.00s	27.90s
8	GUNFORHIRE	2	7.7m	8.3m (0)	8.1m (0)	2:02.26	28.97s	27.89s
2	PERCESSION	3	10.0m	4.2m (0)	4.3m (0)	2:02.43	29.00s	28.33s
4	EYENEEDTHAT	4	11.3m	6.1m (1)	3.2m (1)	2:02.53	28.79s	28.50s
10	MONTANA PRIDE	5	14.8m	12.5m (0)	12.7m (0)	2:02.79	29.00s	28.09s
12	MICHEN ROY	6	16.5m	19.0m (2)	12.7m (2)	2:02.91	28.52s	28.22s
13	FRANCO NICKELBACK	7	18.5m	14.6m (2)	8.0m (2)	2:03.06	28.51s	28.69s
6	MUSELET	8	19.7m	16.7m (0)	17.0m (0)	2:03.15	29.00s	28.15s
11	EDWARDE GRANGE	9	22.2m	14.4m (1)	14.1m (1)	2:03.33	28.96s	28.53s
5	SPIRIT OF SAHARA	10	25.3m	20.8m (0)	18.3m (1)	2:03.56	28.80s	28.46s
3	OOH AH LISTAH	11	38.8m	10.1m (1)	8.9m (1)	2:04.55	28.90s	30.12s
7	STARZZZ DESTINY	12	43.2m	1.5m (1)	3.2m (2)	2:04.87	29.12s	30.85s

## Finish Position and metres gained



800

Visual positions in race at 2nd Quarter



400

Visual positions in race at 3rd Quarter



Sectional Analysis Software

Not just form | Free Trial

www.facebook.com/PJHarnessRacing



RISE Digital, Harness Racing Australia nor the provider accepts any responsibility for the completeness or accuracy of any of the information contained herein, and makes no representations about its suitability for any particular purpose. Users should make their own judgements about those matters and/or seek independent advice. You assume all risks associated with use of data provided on this page

# Melton Race 3 Distance 2240m

Friday, 24 April 2026


Gross Time: 2:44.30 MileRate: 1:58.10 LeadTime: 44.30s First Qtr: 30.10s Second Qtr: 30.80s Third Qtr: 29.10s Fourth Qtr: 30.00s

DATA TABLE: 800 / 400 Posi's are position from leader and (how wide the horse was at that position)

No	Horse	Plc	Mar	800 Posi	400 Posi	Time	3rd Qtr	4th Qt
2	ANOTHER WOODS	1	0.0m	6.9m (1)	5.8m (1)	2:44.30	29.03s	29.57s
8	ALWAYS A SHOWGIRL	2	0.2m	12.5m (0)	13.2m (0)	2:44.32	29.17s	29.05s
4	RANDOM MAHONEY	3	1.6m	0.0m (0)	0.0m (0)	2:44.43	29.10s	30.13s
11	WICKED WIZARD	4	5.6m	2.3m (1)	1.3m (1)	2:44.74	29.03s	30.34s
3	HELLO POSSUMS	5	5.9m	4.3m (0)	4.1m (0)	2:44.76	29.09s	30.16s
1	LENARD ESS	6	12.5m	7.9m (0)	8.2m (0)	2:45.28	29.13s	30.38s
5	COVERED IN GOLD	7	12.8m	21.4m (1)	14.8m (1)	2:45.31	28.64s	29.92s
9	DIRECT COMMAND	8	13.0m	9.2m (2)	3.1m (2)	2:45.32	28.66s	30.80s
6	MISTER FONZI	9	13.5m	14.7m (1)	10.9m (1)	2:45.36	28.83s	30.26s
12	EVILEYE	10	14.4m	14.7m (2)	9.0m (2)	2:45.43	28.70s	30.47s
7	MAGIC MIKE	11	23.9m	17.6m (0)	22.7m (0)	2:46.18	29.50s	30.21s
10	HAPPILY	12	55.2m	23.1m (0)	34.0m (0)	2:48.64	29.93s	31.84s

## Finish Position and metres gained

First Arrow shows distance gain/loss from 2nd Qtr to 3rd Qtr, Second Arrow shows distance gain/loss from 3rd Qtr to Finish. Blue arrow indicates best gain in these quarters.



800

Visual positions in race at 2nd Quarter



400

Visual positions in race at 3rd Quarter



Sectional Analysis Software

Not just form | Free Trial

www.facebook.com/PJHarnessRacing



RISE Digital, Harness Racing Australia nor the provider accepts any responsibility for the completeness or accuracy of any of the information contained herein, and makes no representations about its suitability for any particular purpose. Users should make their own judgements about those matters and/or seek independent advice. You assume all risks associated with use of data provided on this page

# Melton Race 4 Distance 1720m

Friday, 24 April 2026




Gross Time: 2:02.60 MileRate: 1:54.70 LeadTime: 6.90s First Qtr: 29.30s Second Qtr: 29.20s Third Qtr: 28.70s Fourth Qtr: 28.50s

DATA TABLE: 800 / 400 Posi's are position from leader and (how wide the horse was at that position)

No	Horse	Plc	Mar	800 Posi	400 Posi	Time	3rd Qtr	4th Qt
10	ONE GOLDEN DEAL	1	0.0m	14.0m (1)	8.3m (1)	2:02.60	28.29s	27.91s
4	FICTION FILE	2	0.5m	0.0m (0)	0.0m (0)	2:02.64	28.70s	28.54s
8	SHIFFRIN	3	4.9m	13.5m (0)	16.0m (1)	2:02.97	28.88s	27.73s
1	CAPTAINS RUSH	4	6.2m	4.6m (0)	6.6m (0)	2:03.06	28.84s	28.49s
9	ALOT LIKE JEANNIE	5	6.8m	9.9m (1)	3.8m (1)	2:03.11	28.26s	28.74s
2	HELENSHOPE	6	20.7m	8.8m (0)	11.8m (0)	2:04.15	28.91s	29.21s
7	MY MARIONETTE	7	27.7m	18.3m (1)	26.1m (2)	2:04.67	29.25s	28.72s
11	OUR PINUP GIRL	8	29.5m	18.2m (0)	21.0m (0)	2:04.81	28.89s	29.22s
6	GIDGETT KAY	9	39.2m	22.4m (1)	20.6m (1)	2:05.53	28.57s	29.97s
5	HELLAVA DEAL	10	40.0m	35.4m (1)	27.3m (3)	2:05.59	28.12s	29.55s
3	REBEL BY THE SEA	11	84.0m	5.1m (1)	27.7m (1)	2:08.89	30.30s	32.82s
12	DONT ASK AGAIN	12	148.1m	44.9m (0)	98.0m (1)	2:13.69	32.47s	32.62s

## Finish Position and metres gained

First Arrow shows distance gain/loss from 2nd Qtr to 3rd Qtr, Second Arrow shows distance gain/loss from 3rd Qtr to Finish  
Blue arrow indicates best gain in these quarters.



# Melton Race 5 Distance 1720m

Friday, 24 April 2026



Gross Time: 2:05.80 MileRate: 1:57.70 LeadTime: 7.10s First Qtr: 29.80s Second Qtr: 30.00s Third Qtr: 29.90s Fourth Qtr: 29.00s

DATA TABLE: 800 / 400 Posi's are position from leader and (how wide the horse was at that position)

No	Horse	Plc	Mar	800 Posi	400 Posi	Time	3rd Qtr	4th Qt
2	MAURLEN COMPASS	1	0.0m	4.0m (0)	4.1m (0)	2:05.80	29.90s	28.70s
11	CARAPAZ	2	4.5m	22.0m (1)	11.3m (2)	2:06.14	29.09s	28.52s
9	BEAU BECA	3	8.1m	14.4m (1)	6.6m (2)	2:06.42	29.32s	29.13s
3	HEAVENLY NIKKY	4	10.8m	10.3m (1)	1.7m (2)	2:06.62	29.26s	29.70s
4	SEW HOPEFULL	5	14.4m	0.0m (0)	0.0m (0)	2:06.90	29.90s	30.10s
6	MAJOR EASTWOOD	6	15.8m	26.0m (0)	17.4m (0)	2:07.00	29.24s	28.93s
1	COBARGO MILLY	7	17.2m	8.1m (0)	8.6m (0)	2:07.11	29.93s	29.68s
10	DANNARIE	8	17.5m	17.4m (0)	12.7m (0)	2:07.13	29.54s	29.40s
5	ZEALYN	9	20.5m	5.6m (1)	6.9m (1)	2:07.36	29.99s	30.05s
8	DIAMOND LOU	10	25.6m	13.1m (0)	11.3m (1)	2:07.75	29.76s	30.12s
7	THE FINAL DANCE	11	49.9m	1.8m (1)	3.1m (1)	2:09.60	29.99s	32.57s

## Finish Position and metres gained

First Arrow shows distance gain/loss from 2nd Qtr to 3rd Qtr, Second Arrow shows distance gain/loss from 3rd Qtr to Finish  
Blue arrow indicates best gain in these quarters.



800

Visual positions in race at 2nd Quarter



400

Visual positions in race at 3rd Quarter



Sectional Analysis Software  
Not just form | Free Trial



RISE Digital, Harness Racing Australia nor the provider accepts any responsibility for the completeness or accuracy of any of the information contained herein, and makes no representations about its suitability for any particular purpose. Users should make their own judgements about those matters and/or seek independent advice. You assume all risks associated with use of data provided on this page

www.facebook.com/PJHarnessRacing

# Melton Race 6 Distance 2240m

Friday, 24 April 2026



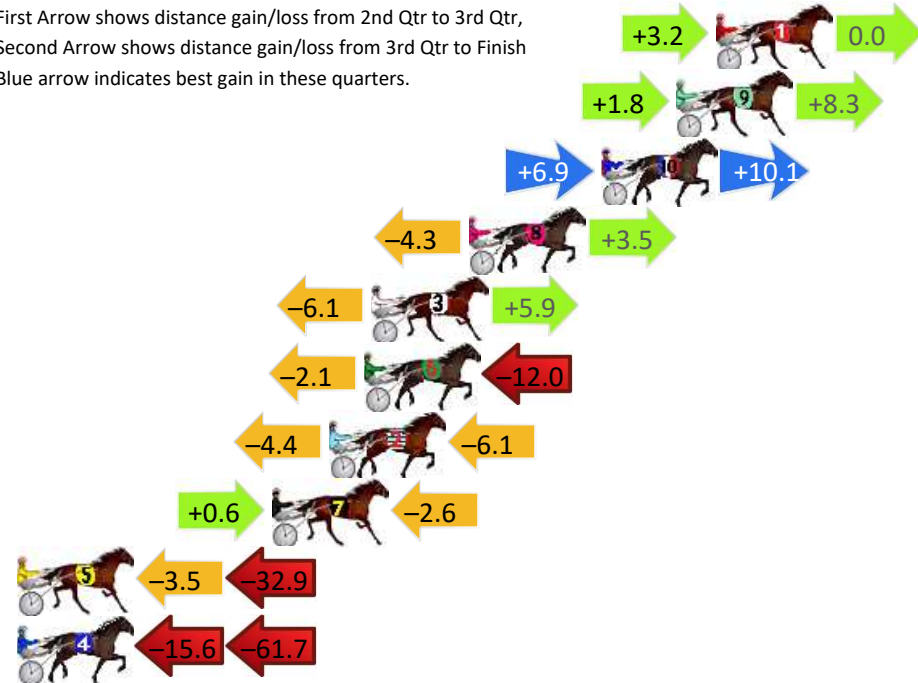
Gross Time: 2:53.00 MileRate: 2:04.30 LeadTime: 48.70s First Qtr: 33.00s Second Qtr: 31.10s Third Qtr: 29.70s Fourth Qtr: 30.50s

DATA TABLE: 800 / 400 Posi's are position from leader and (how wide the horse was at that position)

No	Horse	Plc	Mar	800 Posi	400 Posi	Time	3rd Qtr	4th Qt
1	SAMMY HALLER	1	0.0m	3.2m (1)	0.0m (1)	2:53.00	29.46s	30.50s
9	ALDEBARAN JAZMINE	2	1.6m	11.7m (1)	9.9m (2)	2:53.13	29.57s	29.89s
10	SHINELIKETHESUN	3	4.6m	21.6m (1)	14.7m (2)	2:53.37	29.20s	29.77s
8	EMILY MEAGAN	4	9.9m	9.1m (0)	13.4m (0)	2:53.79	30.03s	30.29s
3	IMABOGANBOY	5	13.8m	13.6m (0)	19.7m (0)	2:54.10	30.17s	30.13s
6	WOMAN TO LOVE	6	14.1m	0.0m (0)	2.1m (0)	2:54.13	29.85s	31.47s
2	HEIR JAURDON	7	15.5m	5.0m (0)	9.4m (0)	2:54.24	30.03s	31.03s
7	MISTA WALKER	8	17.8m	15.8m (1)	15.2m (1)	2:54.42	29.67s	30.78s
5	MOONSHINE LOUIE	9	44.1m	7.7m (1)	11.2m (1)	2:56.52	29.97s	33.18s
4	JAKEE BOY	10	184.3m	107.0m (0)	122.6m (0)	3:07.71	30.97s	36.04s

## Finish Position and metres gained

First Arrow shows distance gain/loss from 2nd Qtr to 3rd Qtr, Second Arrow shows distance gain/loss from 3rd Qtr to Finish  
Blue arrow indicates best gain in these quarters.



# Melton Race 7 Distance 2240m

Friday, 24 April 2026



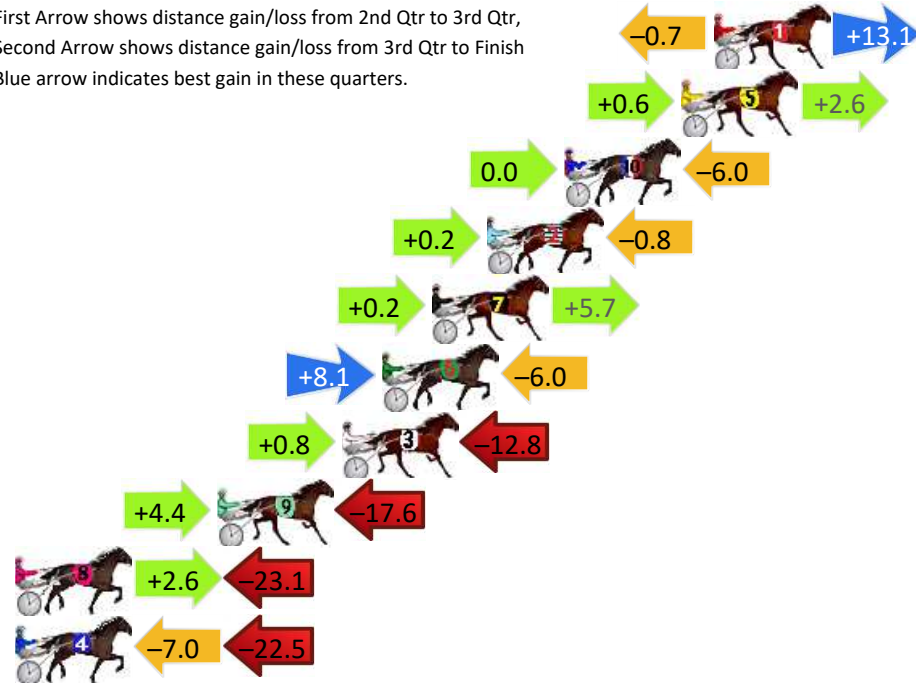
Gross Time: 2:51.40 MileRate: 2:03.10 LeadTime: 46.90s First Qtr: 31.80s Second Qtr: 31.30s Third Qtr: 30.40s Fourth Qtr: 31.00s

DATA TABLE: 800 / 400 Posi's are position from leader and (how wide the horse was at that position)

No	Horse	Plc	Mar	800 Posi	400 Posi	Time	3rd Qtr	4th Qt
1	STEADY DREAM	1	0.0m	12.4m (0)	13.1m (1)	2:51.40	30.46s	30.00s
5	SONNYBOY	2	1.3m	4.5m (0)	3.9m (0)	2:51.51	30.36s	30.81s
10	KENNYS SON	3	6.0m	0.0m (0)	0.0m (0)	2:51.89	30.40s	31.49s
2	KYVALLEY JENNY	4	9.1m	8.5m (0)	8.3m (0)	2:52.14	30.39s	31.11s
7	LITTLE TEDEY	5	11.3m	17.2m (0)	17.0m (0)	2:52.32	30.40s	30.62s
6	ALLWATFUNJINGLES	6	13.3m	15.4m (1)	7.3m (2)	2:52.48	29.79s	31.52s
3	KALARNEY PRINCE	7	14.9m	2.9m (1)	2.1m (1)	2:52.61	30.34s	32.05s
9	ALDEBARAN MARCUS	8	19.9m	6.7m (1)	2.3m (2)	2:53.01	30.07s	32.44s
8	MASSIF CENTRAL	9	31.6m	11.1m (1)	8.5m (1)	2:53.96	30.21s	32.91s
4	MAJOR MAX	10	67.5m	38.0m (0)	45.0m (0)	2:56.87	30.96s	33.04s

## Finish Position and metres gained

First Arrow shows distance gain/loss from 2nd Qtr to 3rd Qtr, Second Arrow shows distance gain/loss from 3rd Qtr to Finish  
Blue arrow indicates best gain in these quarters.



# Melton Race 8 Distance 1720m

Friday, 24 April 2026


Gross Time: 2:04.00 MileRate: 1:56.00 LeadTime: 7.10s First Qtr: 28.80s Second Qtr: 30.50s Third Qtr: 28.30s Fourth Qtr: 29.30s

DATA TABLE: 800 / 400 Posi's are position from leader and (how wide the horse was at that position)

No	Horse	Plc	Mar	800 Posi	400 Posi	Time	3rd Qtr	4th Qt
6	SCHERGER THAT	1	0.0m	7.1m (1)	7.0m (1)	2:04.00	28.30s	28.80s
1	SUMTHIN ELSE	2	2.6m	0.0m (0)	0.0m (0)	2:04.20	28.30s	29.50s
5	TAPPY	3	3.9m	10.0m (0)	11.0m (1)	2:04.30	28.39s	28.81s
8	GENERAL LINCOLN	4	5.2m	4.3m (0)	4.5m (0)	2:04.40	28.32s	29.38s
3	KISS ME MINI	5	8.5m	3.1m (1)	2.8m (1)	2:04.65	28.28s	29.76s
9	HAPPENSTBABEACHBOY	6	14.9m	18.0m (1)	17.1m (2)	2:05.14	28.26s	29.22s
7	KING SAINT	7	17.0m	21.8m (1)	11.5m (2)	2:05.31	27.59s	29.78s
2	LETS GO LORNA	8	17.4m	13.3m (1)	15.8m (1)	2:05.34	28.49s	29.51s
4	ILEANA	9	51.3m	15.6m (0)	18.6m (0)	2:07.94	28.53s	31.91s

## Finish Position and metres gained

First Arrow shows distance gain/loss from 2nd Qtr to 3rd Qtr, Second Arrow shows distance gain/loss from 3rd Qtr to Finish  
Blue arrow indicates best gain in these quarters.



800

Visual positions in race at 2nd Quarter



400

Visual positions in race at 3rd Quarter



# Melton Race 9 Distance 1720m

Friday, 24 April 2026

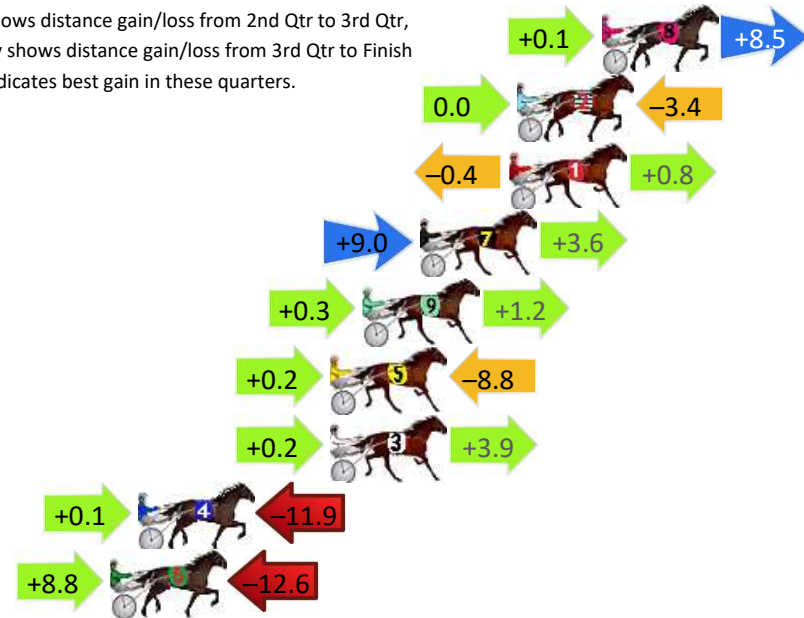
Gross Time: 2:05.60 MileRate: 1:57.50 LeadTime: 7.10s First Qtr: 28.60s Second Qtr: 30.40s Third Qtr: 29.50s Fourth Qtr: 30.00s

DATA TABLE: 800 / 400 Posi's are position from leader and (how wide the horse was at that position)

NoHorse	Plc	Mar	800 Posi	400 Posi	Time	3rd Qtr	4th Qt
8 AVEIRO	1	0.0m	8.6m (0)	8.5m (0)	2:05.60	29.50s	29.37s
2 ALLGOOD VINNIE	2	3.4m	0.0m (0)	0.0m (0)	2:05.87	29.50s	30.27s
1 PICKLE IT	3	3.7m	4.1m (0)	4.5m (0)	2:05.89	29.53s	29.96s
7 WICHITA KANSAS	4	7.3m	19.9m (2)	10.9m (2)	2:06.17	28.84s	29.77s
9 HURRICANE HOOLY	5	9.6m	11.1m (1)	10.8m (1)	2:06.35	29.48s	29.96s
5 OUR BELLA LUCIA	6	10.9m	2.3m (1)	2.1m (1)	2:06.46	29.49s	30.70s
3 ELLEEGANT LANE	7	10.9m	15.0m (1)	14.8m (1)	2:06.46	29.50s	29.76s
4 FLYING SPARKS	8	18.6m	6.8m (1)	6.7m (1)	2:07.06	29.50s	30.96s
6 OUR TRUE COLOURS	9	19.7m	15.9m (2)	7.1m (2)	2:07.15	28.86s	31.02s

## Finish Position and metres gained

First Arrow shows distance gain/loss from 2nd Qtr to 3rd Qtr, Second Arrow shows distance gain/loss from 3rd Qtr to Finish  
Blue arrow indicates best gain in these quarters.



Visual positions in race at 2nd Quarter



Visual positions in race at 3rd Quarter



# Melton Race 10 Distance 1720m

Friday, 24 April 2026

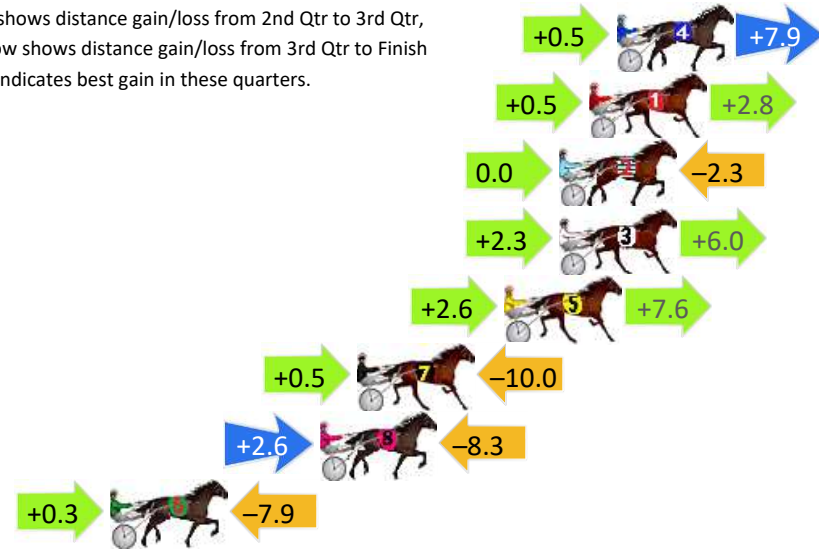
Gross Time: 2:06.10 MileRate: 1:58.00 LeadTime: 7.40s First Qtr: 28.70s Second Qtr: 30.50s Third Qtr: 30.10s Fourth Qtr: 29.40s

DATA TABLE: 800 / 400 Posi's are position from leader and (how wide the horse was at that position)

NoHorse	Plc	Mar	800 Posi	400 Posi	Time	3rd Qtr	4th Qt
4 WOODLEA DIEGO	1	0.0m	8.4m (0)	7.9m (0)	2:06.10	30.05s	28.82s
1 FREAK OUT	2	1.1m	4.4m (0)	3.9m (0)	2:06.18	30.06s	29.19s
2 SHIRALEE	3	2.3m	0.0m (0)	0.0m (0)	2:06.28	30.10s	29.58s
3 GLENLINE	4	2.3m	10.6m (1)	8.3m (2)	2:06.28	29.92s	28.96s
5 PRECIOUS BELLE	5	4.5m	14.7m (1)	12.1m (2)	2:06.45	29.90s	28.85s
7 BONA KHAN	6	10.4m	0.9m (1)	0.4m (1)	2:06.90	30.06s	30.17s
8 VIVA STORM	7	11.9m	6.2m (1)	3.6m (2)	2:07.02	29.90s	30.05s
6 CINQUANTA	8	20.3m	12.7m (0)	12.4m (1)	2:07.66	30.07s	30.05s

## Finish Position and metres gained

First Arrow shows distance gain/loss from 2nd Qtr to 3rd Qtr, Second Arrow shows distance gain/loss from 3rd Qtr to Finish Blue arrow indicates best gain in these quarters.



800

Visual positions in race at 2nd Quarter



400

Visual positions in race at 3rd Quarter

