

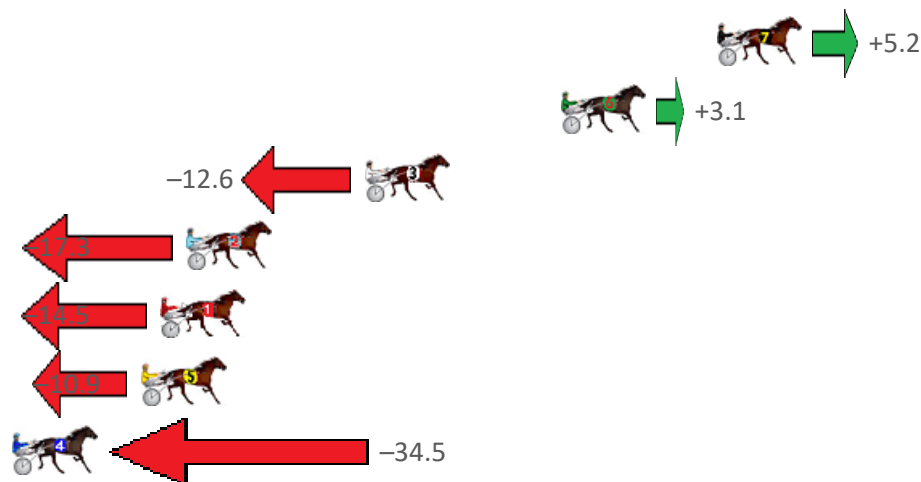
Melton Race 1 Distance 2240m

Thursday, 23 November 2023

Gross Time: 2:50.70 MileRate: 2:02.70 LeadTime: 47.00s First Qtr: 32.30s Second Qtr: 32.30s Third Qtr: 30.10s Fourth Qtr: 29.00s

NoHorse	Plc	Mar	800 Posi	400 Posi	Time	3rd Qtr	4th Qtr
7 PERFECT PEAK	1	0.0m	5.2m (1)	4.4m (1)	2:50.73	30.04s	28.68s
6 MOJITO MADNESS	2	6.2m	9.3m (1)	8.2m (1)	2:51.19	30.02s	28.86s
3 JAHBELLA	3	14.0m	1.4m (1)	0.0m (1)	2:51.77	30.02s	30.01s
2 AUNTY ETHAL	4	21.1m	3.8m (0)	4.6m (0)	2:52.30	30.18s	30.19s
1 SURPRISE TO ME	5	22.1m	7.6m (0)	9.4m (0)	2:52.37	30.25s	29.92s
5 SHEZA CHOCOLATIER	6	22.9m	12.0m (0)	15.4m (0)	2:52.43	30.36s	29.54s
4 MASTER COMBATAN	7	34.5m	0.0m (0)	0.4m (0)	2:53.30	30.18s	31.46s

Finish Position and metres gained from 800m







Harness Analyser

Sectional Analysis Software – Not just a formguide!

www.facebook.com/PJHarnessRacing



RISE Digital, Harness Racing Australia nor the provider accepts any responsibility for the completeness or accuracy of any of the information contained herein, and makes no representations about its suitability for any particular purpose. Users should make their own judgements about those matters and/or seek independent advice. You assume all risks associated with use of data provided on this page

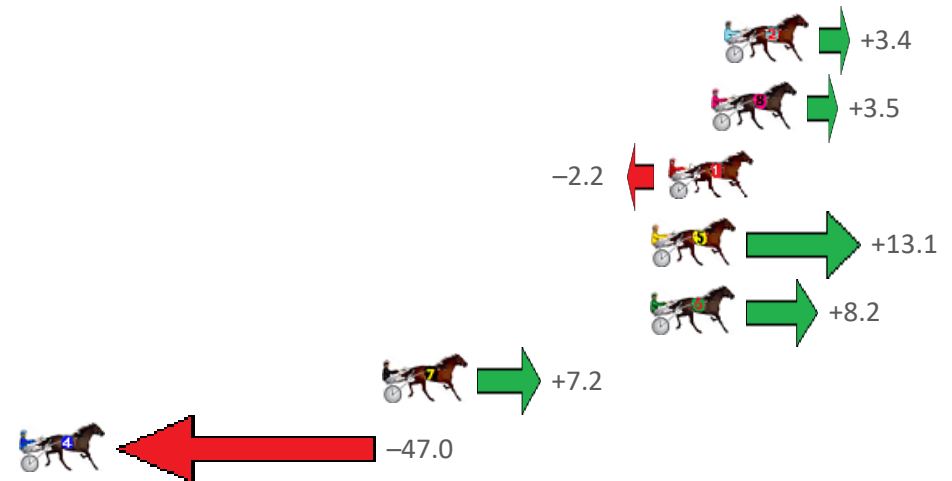
Melton Race 2 Distance 1720m

Thursday, 23 November 2023

Gross Time: 2:05.30 MileRate: 1:57.20 LeadTime: 7.10s First Qtr: 28.90s Second Qtr: 31.20s Third Qtr: 28.70s Fourth Qtr: 29.40s

NoHorse	Plc	Mar	800 Posi	400 Posi	Time	3rd Qtr	4th Qtr
2 ABERDENE	1	0.0m	3.4m (1)	2.3m (1)	2:05.27	28.62s	29.23s
8 BROADWAY AND FIF	2	0.5m	4.0m (0)	4.6m (0)	2:05.33	28.75s	29.10s
1 LOAN SAILOR	3	2.2m	0.0m (0)	0.0m (0)	2:05.43	28.70s	29.56s
5 LINA AND MOLLY	4	2.9m	16.0m (1)	11.2m (2)	2:05.48	28.36s	28.79s
6 RIVEERA	5	2.9m	11.1m (1)	7.6m (1)	2:05.49	28.45s	29.06s
7 MEGAWATTS	6	13.6m	20.8m (1)	14.4m (1)	2:06.28	28.24s	29.34s
4 ROLLIN MARY	7	55.4m	8.4m (0)	17.6m (0)	2:09.40	29.33s	32.16s

Finish Position and metres gained from 800m







Harness Analyser

Sectional Analysis Software – Not just a formguide!

www.facebook.com/PJHarnessRacing



RISE Digital, Harness Racing Australia nor the provider accepts any responsibility for the completeness or accuracy of any of the information contained herein, and makes no representations about its suitability for any particular purpose. Users should make their own judgements about those matters and/or seek independent advice. You assume all risks associated with use of data provided on this page


Melton Race 3 Distance 2240m

Thursday, 23 November 2023

Gross Time: 2:48.30 MileRate: 2:00.90 LeadTime: 46.80s First Qtr: 31.80s Second Qtr: 30.30s Third Qtr: 29.90s Fourth Qtr: 29.50s

NoHorse	Plc	Mar	800 Posi	400 Posi	Time	3rd Qtr	4th Qtr
3 MAJESTIC MOVER	1	0.0m	0.0m (0)	0.0m (0)	2:48.32	29.90s	29.50s
1 KODA DA MODA	2	7.8m	6.4m (0)	5.0m (0)	2:48.90	29.80s	29.71s
2 DANDIFY	3	9.2m	2.4m (1)	3.1m (1)	2:49.00	29.95s	29.95s
4 CAPTAIN GRAYWOOD	4	10.2m	11.1m (0)	11.6m (0)	2:49.08	29.94s	29.40s
13 SETTLE THE BILL	5	22.8m	20.0m (0)	18.2m (0)	2:50.01	29.77s	29.84s
6 KALARNEY PRINCE	6	36.1m	11.2m (2)	7.9m (1)	2:51.00	29.67s	31.57s
12 MEGHAN	7	37.3m	15.2m (1)	11.4m (2)	2:51.09	29.63s	31.40s
5 IFIMUST	8	56.1m	21.2m (1)	26.6m (1)	2:52.50	30.31s	31.66s
9 TUBS NOW SLIM	9	67.5m	27.8m (1)	43.0m (0)	2:53.35	31.03s	31.30s
7 EVERYBODYLUVSKEN	10	71.3m	10.4m (1)	26.6m (0)	2:53.63	31.12s	32.78s
11 LIZZIES SON	11	93.4m	15.6m (0)	12.6m (1)	2:55.28	29.72s	35.43s

Finish Position and metres gained from 800m



PJ Harness Analyser

Sectional Analysis Software – Not just a formguide!

www.facebook.com/PJHarnessRacing



RISE Digital, Harness Racing Australia nor the provider accepts any responsibility for the completeness or accuracy of any of the information contained herein, and makes no representations about its suitability for any particular purpose. Users should make their own judgements about those matters and/or seek independent advice. You assume all risks associated with use of data provided on this page

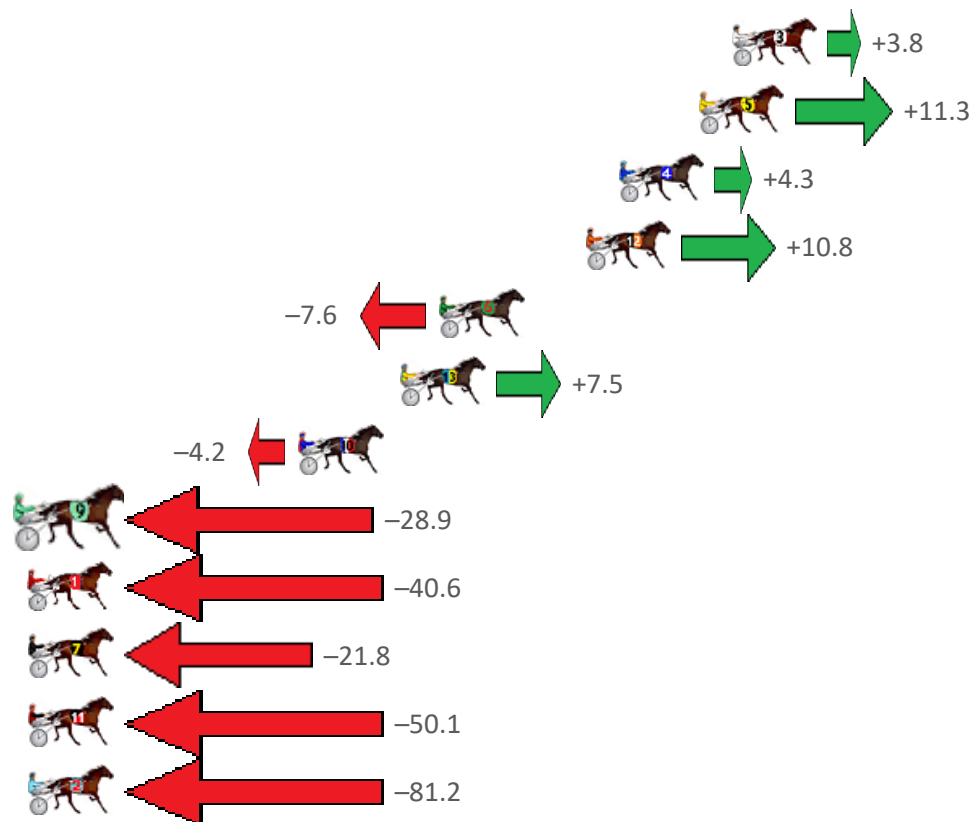
Melton Race 4 Distance 2240m

Thursday, 23 November 2023

Gross Time: 2:48.70 MileRate: 2:01.20 LeadTime: 47.30s First Qtr: 31.00s Second Qtr: 30.50s Third Qtr: 29.80s Fourth Qtr: 30.10s

NoHorse	Plc	Mar	800 Posi	400 Posi	Time	3rd Qtr	4th Qtr
3 SEBASTIANS SECRET	1	0.0m	3.8m (0)	4.2m (0)	2:48.74	29.83s	29.79s
5 LAIR OF THE EAGLE	2	1.3m	12.6m (1)	4.6m (2)	2:48.84	29.21s	29.85s
4 DESERT ASSASSIN	3	4.5m	8.8m (1)	0.6m (2)	2:49.08	29.19s	30.39s
12 IMHAVINAGOODTIM	4	5.8m	16.6m (1)	4.6m (1)	2:49.17	28.91s	30.19s
6 BLANCO CANYON	5	11.6m	4.0m (1)	0.4m (1)	2:49.61	29.53s	30.94s
13 DAISY BOUCHEA	6	13.2m	20.7m (1)	15.4m (2)	2:49.73	29.41s	29.94s
10 ROMANTIC NINA	7	17.2m	13.0m (0)	12.2m (1)	2:50.02	29.74s	30.47s
9 LUCID	8	28.9m	0.0m (0)	0.0m (0)	2:50.90	29.79s	32.26s
1 GEORGY GIRL	9	49.4m	8.8m (0)	10.6m (0)	2:52.42	29.92s	33.00s
7 MAORI DUCHESS	10	50.6m	28.8m (0)	40.0m (0)	2:52.52	30.63s	30.89s
11 LAVENGERS BOY	11	67.1m	17.0m (0)	28.0m (0)	2:53.75	30.60s	33.03s
2 KARAS DREAM	12	246.2m	165.0m (0)	200.0m (0)	3:07.10	32.39s	33.56s

Finish Position and metres gained from 800m







PJ Harness Analyser

Sectional Analysis Software – Not just a formguide!

www.facebook.com/PJHarnessRacing



RISE Digital, Harness Racing Australia nor the provider accepts any responsibility for the completeness or accuracy of any of the information contained herein, and makes no representations about its suitability for any particular purpose. Users should make their own judgements about those matters and/or seek independent advice. You assume all risks associated with use of data provided on this page

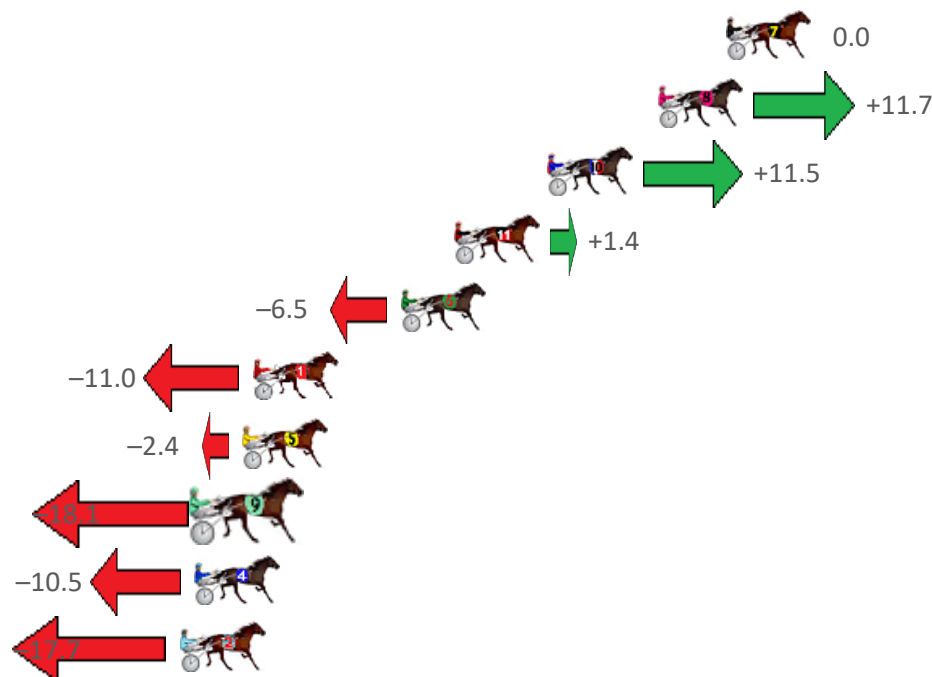
Melton Race 5 Distance 1720m

Thursday, 23 November 2023

Gross Time: 2:03.40 MileRate: 1:55.50 LeadTime: 7.10s First Qtr: 28.80s Second Qtr: 30.00s Third Qtr: 28.70s Fourth Qtr: 28.80s

NoHorse	Plc	Mar	800 Posi	400 Posi	Time	3rd Qtr	4th Qtr
7 STRAPPING RED	1	0.0m	0.0m (0)	0.0m (0)	2:03.43	28.70s	28.80s
8 ASMILEANDAWINX	2	2.7m	14.4m (1)	13.2m (2)	2:03.63	28.62s	28.05s
10 EMER	3	7.1m	18.6m (1)	18.2m (2)	2:03.96	28.67s	28.01s
11 GOODTIME LIBBY	4	10.8m	12.2m (0)	14.6m (1)	2:04.23	28.87s	28.53s
6 OUR TRUE COLOURS	5	12.9m	6.4m (1)	6.6m (1)	2:04.40	28.71s	29.25s
1 SNAZOLA	6	18.8m	7.8m (0)	10.4m (0)	2:04.83	28.88s	29.40s
5 HARRO HILL	7	19.2m	16.8m (0)	17.6m (0)	2:04.87	28.76s	28.91s
9 RAINBOWSEND	8	20.8m	2.7m (1)	3.0m (1)	2:04.99	28.72s	30.07s
4 LITTLEBLABBAMOUT	9	21.1m	10.6m (1)	10.7m (1)	2:05.00	28.71s	29.54s
2 AS SHE SAYS	10	21.7m	4.0m (0)	4.2m (0)	2:05.05	28.71s	30.05s

Finish Position and metres gained from 800m



PJ Harness Analyser

Sectional Analysis Software – Not just a formguide!

www.facebook.com/PJHarnessRacing



RISE Digital, Harness Racing Australia nor the provider accepts any responsibility for the completeness or accuracy of any of the information contained herein, and makes no representations about its suitability for any particular purpose. Users should make their own judgements about those matters and/or seek independent advice. You assume all risks associated with use of data provided on this page

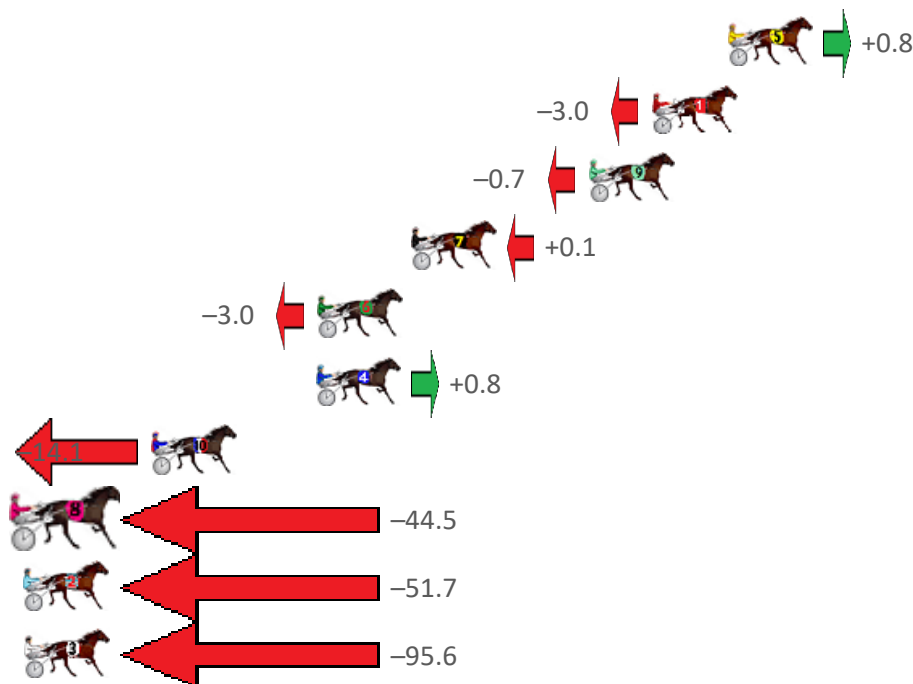
Melton Race 6 Distance 2240m

Thursday, 23 November 2023

Gross Time: 2:47.50 MileRate: 2:00.40 LeadTime: 46.90s First Qtr: 31.60s Second Qtr: 31.60s Third Qtr: 29.20s Fourth Qtr: 28.20s

NoHorse	Plc	Mar	800 Posi	400 Posi	Time	3rd Qtr	4th Qtr
5 UTOPIA	1	0.0m	0.8m (1)	0.0m (1)	2:47.52	29.14s	28.20s
1 MOONWALKA	2	3.0m	0.0m (0)	0.0m (0)	2:47.75	29.20s	28.41s
9 EBONYS AVENGER	3	5.5m	4.8m (1)	4.8m (1)	2:47.93	29.20s	28.25s
7 YOU NO ILL BE LATE	4	12.6m	12.7m (1)	14.6m (1)	2:48.46	29.33s	28.06s
6 DOUBLE HELIX	5	16.3m	13.3m (0)	18.8m (1)	2:48.74	29.59s	28.02s
4 QUAKE PROOF	6	16.4m	17.2m (1)	13.8m (2)	2:48.74	28.96s	28.38s
10 COUNTESS CHIRON	7	22.9m	8.8m (1)	9.6m (1)	2:49.23	29.27s	29.13s
8 ROBBINMEMATES	8	53.3m	8.8m (0)	15.0m (0)	2:51.49	29.69s	30.89s
2 FLING IT RAINBOW	9	55.7m	4.0m (0)	10.4m (0)	2:51.68	29.71s	31.38s
3 CORK	10	195.6m	100.0m (0)	130.0m (0)	3:02.10	31.42s	32.80s

Finish Position and metres gained from 800m



PJ Harness Analyser

Sectional Analysis Software – Not just a formguide!

www.facebook.com/PJHarnessRacing



RISE Digital, Harness Racing Australia nor the provider accepts any responsibility for the completeness or accuracy of any of the information contained herein, and makes no representations about its suitability for any particular purpose. Users should make their own judgements about those matters and/or seek independent advice. You assume all risks associated with use of data provided on this page

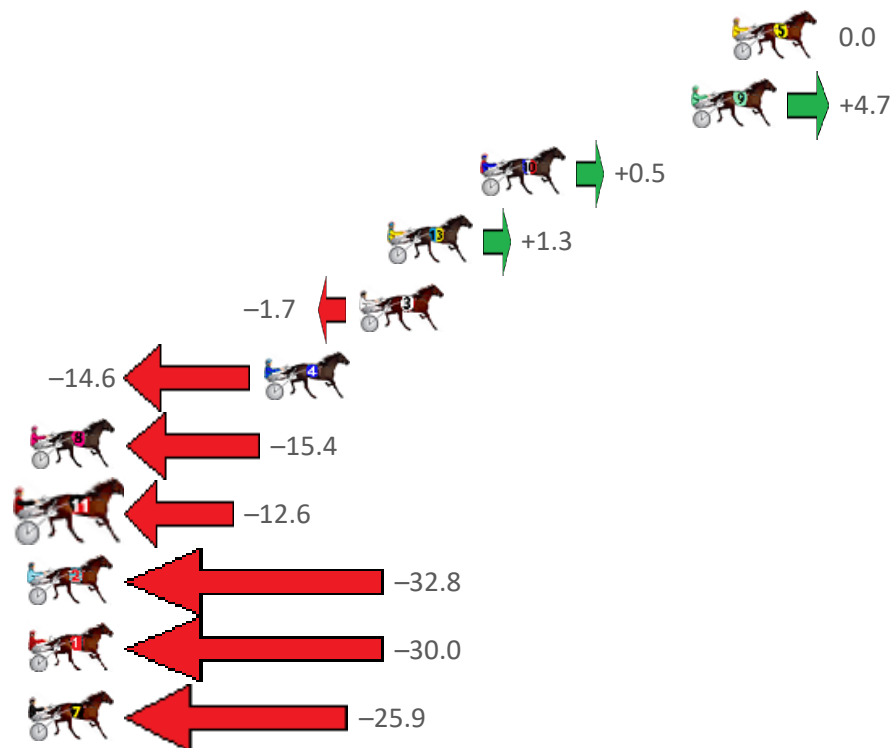
Melton Race 7 Distance 2240m

Thursday, 23 November 2023

Gross Time: 2:44.20 MileRate: 1:58.00 LeadTime: 46.00s First Qtr: 31.30s Second Qtr: 31.10s Third Qtr: 27.90s Fourth Qtr: 27.90s

NoHorse	Plc	Mar	800 Posi	400 Posi	Time	3rd Qtr	4th Qtr
5 IMA TERMINATOR	1	0.0m	0.0m (0)	0.0m (0)	2:44.21	27.90s	27.90s
9 SHANLOU	2	1.6m	6.3m (2)	0.0m (1)	2:44.33	27.46s	28.01s
10 DEUCE COUPE	3	10.0m	10.5m (2)	2.8m (2)	2:44.96	27.37s	28.40s
13 HURRIKANE FRANCO	4	13.7m	15.0m (2)	7.4m (2)	2:45.24	27.37s	28.34s
3 IMA POPSTAR	5	14.8m	13.1m (1)	10.4m (1)	2:45.32	27.71s	28.21s
4 HEY GOYOUGOODTH	6	18.6m	4.0m (1)	5.0m (1)	2:45.60	27.97s	28.84s
8 BALENCIAGO	7	27.9m	12.5m (0)	17.6m (1)	2:46.28	28.25s	28.61s
11 POPCORNFRIDAY	8	29.2m	16.6m (0)	21.0m (3)	2:46.40	28.21s	28.47s
2 VAPAR FIRE	9	37.0m	4.2m (0)	5.3m (0)	2:46.97	27.98s	30.10s
1 ATEGO SHADES	10	38.2m	8.2m (0)	14.0m (0)	2:47.06	28.30s	29.58s
7 AVEIRO	11	45.5m	19.6m (1)	19.6m (2)	2:47.61	27.90s	29.70s

Finish Position and metres gained from 800m







Harness Analyser

Sectional Analysis Software – Not just a formguide!

www.facebook.com/PJHarnessRacing



RISE Digital, Harness Racing Australia nor the provider accepts any responsibility for the completeness or accuracy of any of the information contained herein, and makes no representations about its suitability for any particular purpose. Users should make their own judgements about those matters and/or seek independent advice. You assume all risks associated with use of data provided on this page

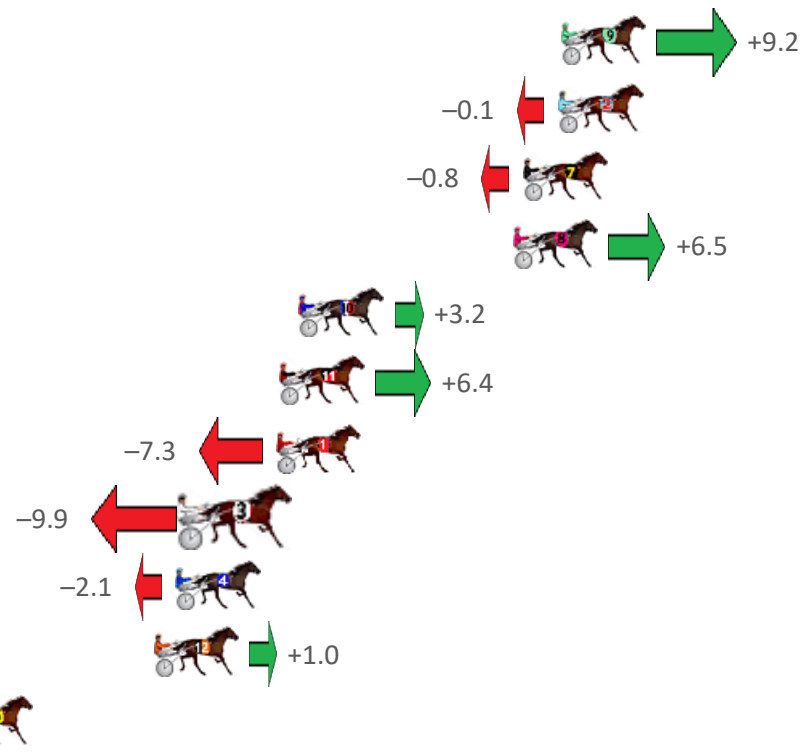
Melton Race 8 Distance 2240m

Thursday, 23 November 2023

Gross Time: 2:42.60 MileRate: 1:56.80 LeadTime: 45.90s First Qtr: 30.10s Second Qtr: 29.70s Third Qtr: 28.70s Fourth Qtr: 28.20s

NoHorse	Plc	Mar	800 Posi	400 Posi	Time	3rd Qtr	4th Qtr
9 TIL HEAVENS ROCKN	1	0.0m	9.2m (1)	5.5m (2)	2:42.55	28.43s	27.81s
2 CARLISLE CRUISER	2	0.1m	0.0m (0)	0.0m (0)	2:42.56	28.70s	28.21s
7 OVER THE ODDS	3	1.5m	0.7m (1)	1.2m (1)	2:42.66	28.74s	28.22s
8 LAYDEN	4	1.9m	8.4m (0)	8.1m (0)	2:42.69	28.67s	27.77s
10 DUFFY HOLLOW	5	10.4m	13.6m (1)	11.9m (3)	2:43.32	28.58s	28.09s
11 MAJOR MAL	6	11.2m	17.6m (1)	15.6m (2)	2:43.39	28.56s	27.89s
1 RUBY WINGATE	7	11.3m	4.0m (0)	4.0m (0)	2:43.40	28.70s	28.71s
3 OUR BELLA LUCIA	8	14.7m	4.8m (1)	5.7m (1)	2:43.65	28.77s	28.83s
4 QUARTZITE	9	15.3m	13.2m (0)	12.8m (0)	2:43.69	28.67s	28.38s
12 MONTANA FLASH	10	16.2m	17.2m (0)	10.8m (2)	2:43.76	28.25s	28.58s
5 NIFTY STUDLEIGH	11	24.4m	21.6m (0)	18.2m (0)	2:44.37	28.46s	28.63s

Finish Position and metres gained from 800m



PJ Harness Analyser

Sectional Analysis Software - Not just a formguide!

www.facebook.com/PJHarnessRacing



RISE Digital, Harness Racing Australia nor the provider accepts any responsibility for the completeness or accuracy of any of the information contained herein, and makes no representations about its suitability for any particular purpose. Users should make their own judgements about those matters and/or seek independent advice. You assume all risks associated with use of data provided on this page

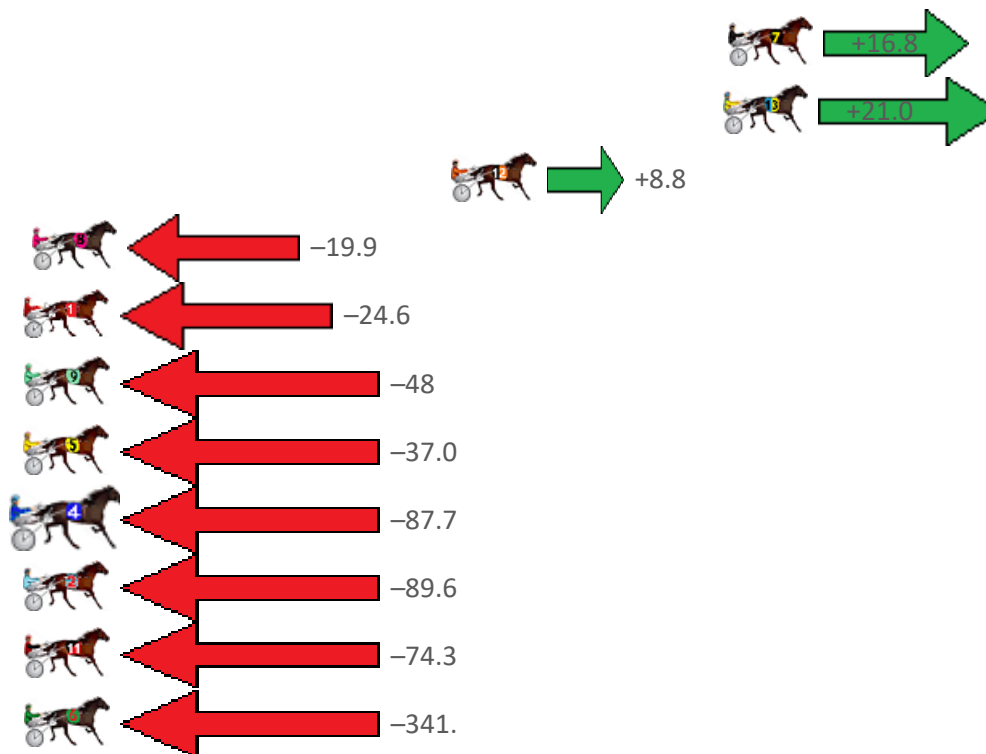
Melton Race 9 Distance 2240m

Thursday, 23 November 2023

Gross Time: 2:46.10 MileRate: 1:59.40 LeadTime: 43.90s First Qtr: 30.30s Second Qtr: 30.00s Third Qtr: 31.70s Fourth Qtr: 30.20s

NoHorse	Plc	Mar	800 Posi	400 Posi	Time	3rd Qtr	4th Qtr
7 MIYAGI BOY	1	0.0m	16.8m (2)	0.0m (1)	2:46.14	30.41s	30.20s
13 WICHITA KANSAS	2	0.2m	21.2m (2)	1.2m (2)	2:46.15	30.16s	30.12s
12 MY ULTIMATE ROME	3	11.0m	19.8m (1)	10.6m (2)	2:46.95	30.99s	30.23s
8 HARLEY BLUE	4	27.7m	7.8m (0)	6.2m (2)	2:48.21	31.62s	31.81s
1 OSCAR BRAVO	5	28.5m	3.9m (0)	8.9m (0)	2:48.26	32.12s	31.67s
9 CITYSIREN	6	60.5m	13.0m (1)	16.0m (0)	2:50.65	32.01s	33.54s
5 ONA MERRY DANCE	7	64.0m	27.0m (1)	21.6m (2)	2:51.16	31.36s	33.38s
4 IAMAWINGATE	8	87.7m	0.0m (0)	4.8m (0)	2:52.68	32.22s	36.42s
2 BINNO MAJOR	9	90.4m	0.8m (1)	5.6m (1)	2:52.88	32.23s	36.57s
11 FOREGONE CONCLU	10	90.5m	16.2m (0)	30.0m (0)	2:52.88	32.87s	34.74s
6 KILLARA INSANITY	11	349.4m	8.2m (1)	55.0m (0)	3:12.19	35.85s	52.30s

Finish Position and metres gained from 800m





PJ Harness Analyser

Sectional Analysis Software – Not just a formguide!

www.facebook.com/PJHarnessRacing



RISE Digital, Harness Racing Australia nor the provider accepts any responsibility for the completeness or accuracy of any of the information contained herein, and makes no representations about its suitability for any particular purpose. Users should make their own judgements about those matters and/or seek independent advice. You assume all risks associated with use of data provided on this page

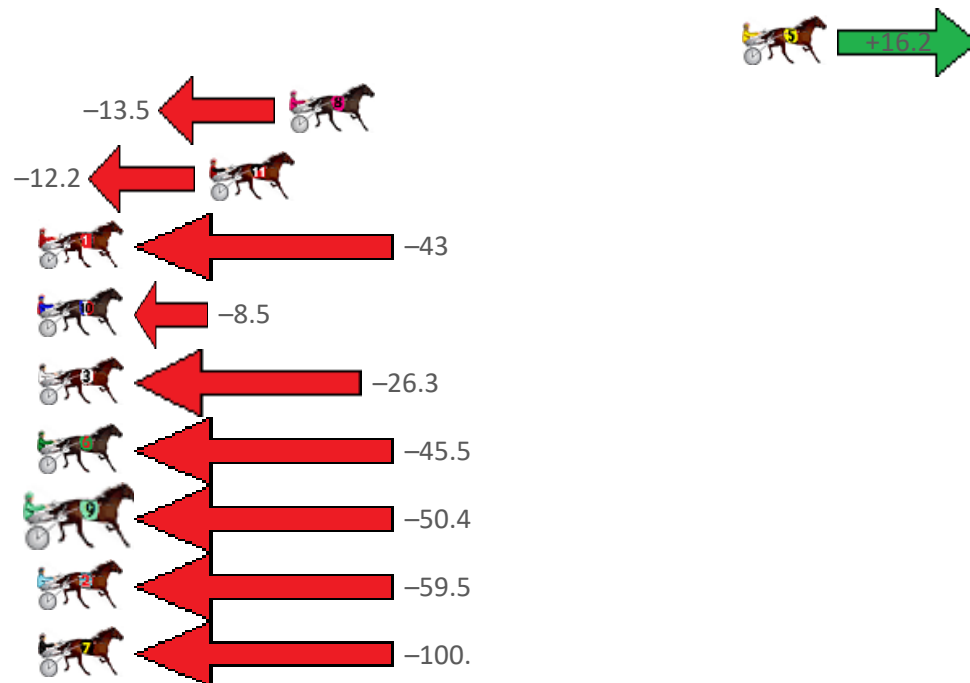
Melton Race 10 Distance 1720m

Thursday, 23 November 2023

Gross Time: 2:03.00 MileRate: 1:55.10 LeadTime: 7.30s First Qtr: 27.90s Second Qtr: 29.40s Third Qtr: 29.50s Fourth Qtr: 28.90s

NoHorse	Plc	Mar	800 Posi	400 Posi	Time	3rd Qtr	4th Qtr
5 ALWAYS BE BLAKEY	1	0.0m	16.2m (2)	0.6m (1)	2:02.99	28.37s	28.86s
8 SUNSHINE SAINT	2	18.0m	4.5m (0)	4.0m (0)	2:04.33	29.47s	29.91s
11 MONSIEUR FLAMEL	3	21.2m	9.0m (0)	7.0m (1)	2:04.56	29.37s	29.92s
1 CARRAMAR OLAM	4	42.7m	0.0m (0)	0.0m (0)	2:06.17	29.53s	31.97s
10 MOOPS	5	43.0m	34.5m (0)	29.0m (2)	2:06.19	29.11s	29.91s
3 COOPER CLEAVER	6	48.9m	22.6m (1)	23.4m (0)	2:06.63	29.58s	30.73s
6 TIME AFTER TIME	7	54.1m	8.6m (1)	16.0m (1)	2:07.02	30.07s	31.64s
9 I BET YOU	8	65.0m	14.6m (0)	15.4m (0)	2:07.83	29.60s	32.46s
2 DEWDROPS	9	72.9m	13.4m (1)	24.0m (2)	2:08.42	30.31s	32.41s
7 CHANSU	10	104.8m	4.6m (1)	23.0m (1)	2:10.80	30.90s	34.78s

Finish Position and metres gained from 800m



PJ Harness Analyser

Sectional Analysis Software - Not just a formguide!

www.facebook.com/PJHarnessRacing



RISE Digital, Harness Racing Australia nor the provider accepts any responsibility for the completeness or accuracy of any of the information contained herein, and makes no representations about its suitability for any particular purpose. Users should make their own judgements about those matters and/or seek independent advice. You assume all risks associated with use of data provided on this page