

Melton Race 1 Distance 2240m

Saturday, 23 May 2026


Gross Time: 2:42.10 MileRate: 1:56.40 LeadTime: 43.20s First Qtr: 30.90s Second Qtr: 31.00s Third Qtr: 28.60s Fourth Qtr: 28.40s

DATA TABLE: 800 / 400 Posi's are position from leader and (how wide the horse was at that position)

No	Horse	Plc	Mar	800 Posi	400 Posi	Time	3rd Qtr	4th Qt
12	KARTIARE	1	0.0m	12.1m (2)	10.2m (2)	2:42.10	28.46s	27.68s
7	ALL BLAZING GUNS	2	0.5m	8.4m (0)	8.5m (0)	2:42.14	28.60s	27.84s
8	HEATSEEKER	3	1.7m	4.2m (0)	3.7m (0)	2:42.23	28.56s	28.27s
1	ROYAL APPOINTMENT	4	3.0m	0.0m (0)	0.0m (0)	2:42.32	28.60s	28.62s
3	THE STEEL DRAGON	5	8.8m	12.7m (0)	12.7m (0)	2:42.76	28.60s	28.16s
2	BIZZNESS CLASS	6	13.8m	1.4m (1)	0.7m (1)	2:43.13	28.55s	29.38s
4	LILLY LOTUS	7	15.0m	11.2m (1)	10.7m (1)	2:43.22	28.56s	28.76s
10	DALLAS MIKI	8	16.9m	3.3m (2)	2.2m (2)	2:43.36	28.52s	29.51s
6	BLACKJACK WHACKO	9	17.0m	6.6m (1)	6.0m (1)	2:43.37	28.56s	29.24s
11	PATIRO	10	28.6m	7.5m (2)	6.0m (2)	2:44.23	28.49s	30.11s
5	DANCE AFFAIR	11	179.3m	16.4m (1)	118.9m (1)	2:55.48	35.86s	33.35s

Finish Position and metres gained

First Arrow shows distance gain/loss from 2nd Qtr to 3rd Qtr, Second Arrow shows distance gain/loss from 3rd Qtr to Finish. Blue arrow indicates best gain in these quarters.



800

Visual positions in race at 2nd Quarter



400

Visual positions in race at 3rd Quarter



Melton Race 2 Distance 2240m

Saturday, 23 May 2026


Gross Time: 2:41.60 MileRate: 1:56.10 LeadTime: 46.00s First Qtr: 30.30s Second Qtr: 29.60s Third Qtr: 28.00s Fourth Qtr: 27.70s

DATA TABLE: 800 / 400 Posi's are position from leader and (how wide the horse was at that position)

No	Horse	Plc	Mar	800 Posi	400 Posi	Time	3rd Qtr	4th Qt
11	GUNFORHIRE	1	0.0m	15.0m (1)	10.6m (2)	2:41.60	27.69s	26.97s
8	HIGHLANDHARTBRE AKA	2	2.9m	4.3m (0)	3.6m (0)	2:41.81	27.95s	27.66s
1	KEAYANG PAYTON	3	4.4m	0.0m (0)	0.0m (0)	2:41.92	28.00s	28.02s
10	OZZIE CORKA	4	4.6m	12.9m (0)	12.1m (0)	2:41.94	27.94s	27.20s
3	TO THE NINES	5	6.8m	6.7m (1)	6.7m (2)	2:42.10	28.00s	27.73s
9	ANIMADO	6	8.0m	8.3m (0)	7.8m (0)	2:42.18	27.96s	27.74s
6	OH SWEET CREATURE	7	12.6m	11.0m (1)	9.2m (1)	2:42.52	27.87s	27.98s
2	MICHEN ROY	8	17.0m	2.0m (1)	2.4m (1)	2:42.84	28.03s	28.77s
7	PISTOL PEARCE	9	19.6m	18.9m (1)	14.4m (1)	2:43.03	27.68s	28.13s
5	BREATHE EASY	10	24.3m	17.2m (0)	16.5m (0)	2:43.37	27.94s	28.33s

Finish Position and metres gained

First Arrow shows distance gain/loss from 2nd Qtr to 3rd Qtr, Second Arrow shows distance gain/loss from 3rd Qtr to Finish
Blue arrow indicates best gain in these quarters.



800

Visual positions in race at 2nd Quarter



400

Visual positions in race at 3rd Quarter



Melton Race 3 Distance 2240m

Saturday, 23 May 2026



Gross Time: 2:42.10 MileRate: 1:56.40 LeadTime: 44.60s First Qtr: 29.60s Second Qtr: 30.60s Third Qtr: 28.60s Fourth Qtr: 28.70s

DATA TABLE: 800 / 400 Posi's are position from leader and (how wide the horse was at that position)

No	Horse	Plc	Mar	800 Posi	400 Posi	Time	3rd Qtr	4th Qt
9	TOORAM MAGIC	1	0.0m	15.1m (1)	8.9m (3)	2:42.10	28.15s	28.07s
10	CEE CEE LOU	2	0.2m	19.6m (1)	13.1m (3)	2:42.12	28.13s	27.78s
7	ODIN	3	1.2m	23.9m (1)	16.4m (4)	2:42.19	28.07s	27.62s
1	EMILY VINCENT	4	3.5m	4.2m (0)	4.8m (0)	2:42.36	28.64s	28.62s
8	CLYMENUS	5	5.0m	8.4m (0)	8.4m (0)	2:42.48	28.60s	28.48s
3	TRIPLE ROCK SAINT	6	10.1m	11.2m (1)	5.5m (2)	2:42.86	28.20s	29.07s
5	JACCKA CONNOR	7	10.9m	12.7m (0)	13.2m (0)	2:42.92	28.64s	28.58s
2	DONMARO	8	12.1m	0.0m (0)	0.0m (0)	2:43.01	28.60s	29.61s
6	IN AN IDEAL WORLD	9	12.5m	2.8m (1)	3.8m (1)	2:43.04	28.67s	29.37s
4	HITTHEROADJACK	10	18.1m	7.0m (1)	8.4m (1)	2:43.46	28.70s	29.47s

Finish Position and metres gained

First Arrow shows distance gain/loss from 2nd Qtr to 3rd Qtr, Second Arrow shows distance gain/loss from 3rd Qtr to Finish Blue arrow indicates best gain in these quarters.



Melton Race 4 Distance 2240m

Saturday, 23 May 2026

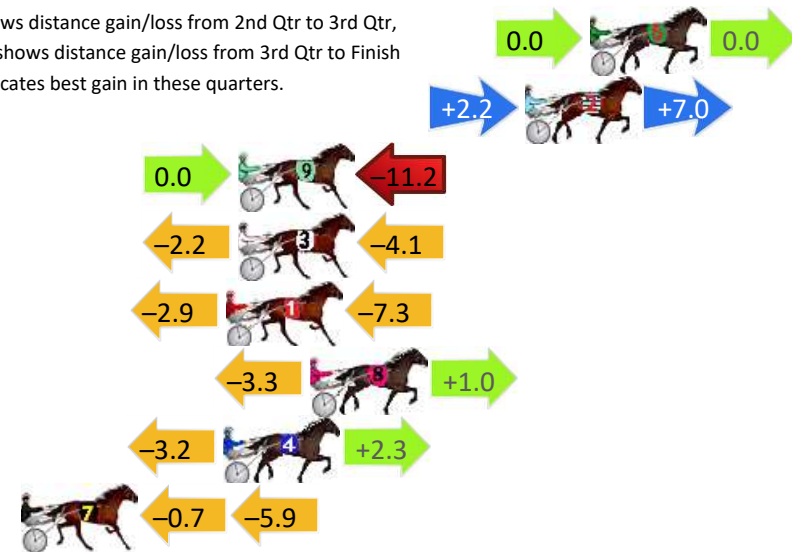
Gross Time: 2:39.20 MileRate: 1:54.40 LeadTime: 45.50s First Qtr: 29.50s Second Qtr: 28.70s Third Qtr: 27.20s Fourth Qtr: 28.30s

DATA TABLE: 800 / 400 Posi's are position from leader and (how wide the horse was at that position)

NoHorse	Plc	Mar	800 Posi	400 Posi	Time	3rd Qtr	4th Qt
6 SOME AMERICAN	1	0.0m	0.0m (0)	0.0m (0)	2:39.20	27.20s	28.30s
2 DAY TWO	2	2.6m	11.8m (1)	9.6m (2)	2:39.39	27.07s	27.83s
9 KEAYANG RENEGADE	3	14.1m	2.9m (1)	2.9m (1)	2:40.25	27.20s	29.15s
3 LE BELLE BIJOUX	4	14.1m	7.8m (1)	10.0m (1)	2:40.25	27.36s	28.66s
1 SPRINGFIELD AFFAIR	5	14.6m	4.4m (0)	7.3m (0)	2:40.29	27.40s	28.89s
8 KEAYANG WASABI	6	11.2m	8.9m (0)	12.2m (0)	2:40.03	27.44s	28.29s
4 CRIME WRITER	7	14.7m	13.8m (0)	17.0m (0)	2:40.29	27.44s	28.22s
7 ALWAYSBEALADY	8	22.8m	16.2m (1)	16.9m (1)	2:40.90	27.27s	28.83s

Finish Position and metres gained

First Arrow shows distance gain/loss from 2nd Qtr to 3rd Qtr, Second Arrow shows distance gain/loss from 3rd Qtr to Finish
Blue arrow indicates best gain in these quarters.



800

Visual positions in race at 2nd Quarter



400

Visual positions in race at 3rd Quarter



Melton Race 5 Distance 1720m

Saturday, 23 May 2026

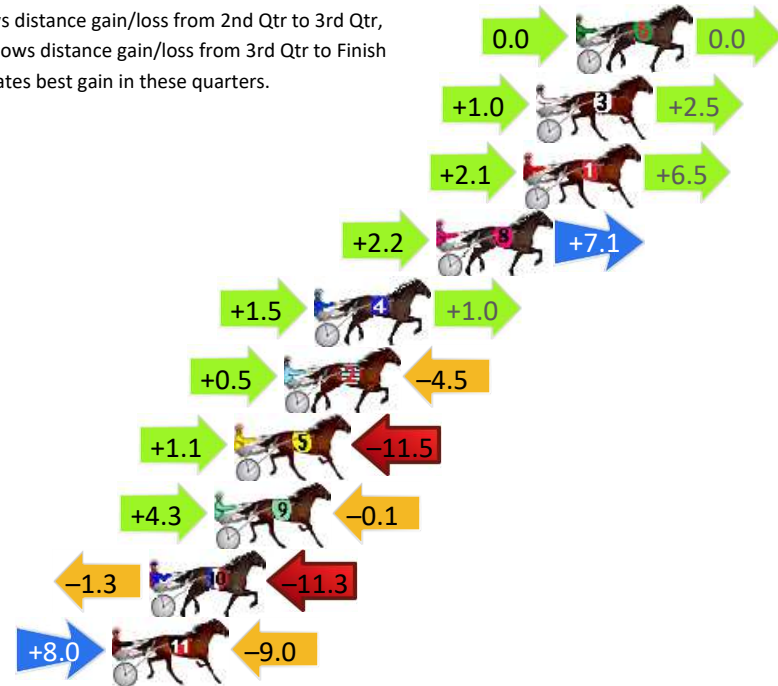
Gross Time: 2:05.70 MileRate: 1:57.70 LeadTime: 7.20s First Qtr: 29.30s Second Qtr: 30.40s Third Qtr: 29.00s Fourth Qtr: 29.80s

DATA TABLE: 800 / 400 Posi's are position from leader and (how wide the horse was at that position)

No	Horse	Plc	Mar	800 Posi	400 Posi	Time	3rd Qtr	4th Qt
6	PASTOR DUNBAR	1	0.0m	0.0m (0)	0.0m (0)	2:05.70	29.00s	29.80s
3	JUST AS I AM	2	1.6m	5.1m (0)	4.1m (0)	2:05.82	28.93s	29.62s
1	SAM NIEN	3	2.1m	10.7m (0)	8.6m (0)	2:05.86	28.86s	29.33s
8	MITCHELL WRAP	4	5.6m	14.9m (0)	12.7m (0)	2:06.14	28.86s	29.31s
4	MAJESTIC TOOTH	5	10.5m	13.0m (1)	11.5m (1)	2:06.52	28.90s	29.78s
2	PROHIBITED GRACE	6	11.7m	7.7m (1)	7.2m (1)	2:06.61	28.97s	30.19s
5	IM ABOVE THE LAW	7	13.7m	3.3m (1)	2.2m (1)	2:06.77	28.92s	30.71s
9	ALDEBARAN BROOKE	8	14.5m	18.7m (0)	14.4m (2)	2:06.83	28.70s	29.88s
10	KYVALLEY JUDGE	9	17.1m	4.5m (2)	5.8m (2)	2:07.04	29.10s	30.71s
11	IRON WOMEN	10	18.6m	17.6m (1)	9.6m (3)	2:07.15	28.43s	30.55s


Finish Position and metres gained

First Arrow shows distance gain/loss from 2nd Qtr to 3rd Qtr, Second Arrow shows distance gain/loss from 3rd Qtr to Finish
Blue arrow indicates best gain in these quarters.



800

Visual positions in race at 2nd Quarter



400

Visual positions in race at 3rd Quarter



Melton Race 6 Distance 2240m

Saturday, 23 May 2026

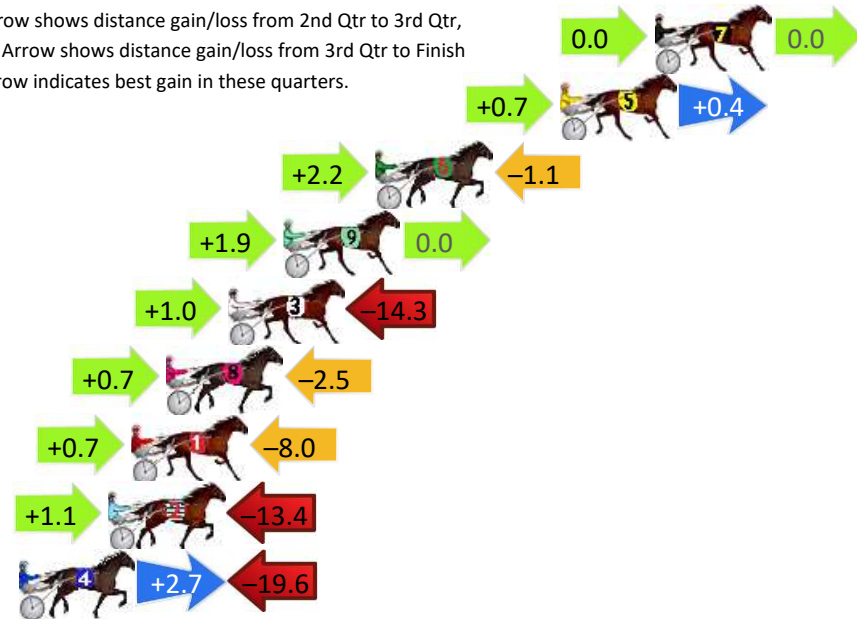
Gross Time: 2:47.10 MileRate: 2:00.10 LeadTime: 46.70s First Qtr: 31.90s Second Qtr: 30.70s Third Qtr: 29.40s Fourth Qtr: 28.40s

DATA TABLE: 800 / 400 Posi's are position from leader and (how wide the horse was at that position)

NoHorse	Plc	Mar	800 Posi	400 Posi	Time	3rd Qtr	4th Qt
7 MUSKEE	1	0.0m	0.0m (0)	0.0m (0)	2:47.10	29.40s	28.40s
5 NAKEDTRUTH	2	3.8m	4.9m (0)	4.2m (0)	2:47.38	29.34s	28.38s
6 ANTONOV	3	11.2m	12.3m (1)	10.1m (2)	2:47.94	29.23s	28.51s
9 COLTRANE	4	14.9m	16.8m (1)	14.9m (1)	2:48.21	29.24s	28.44s
3 CENTURION DREAM	5	17.1m	3.8m (1)	2.8m (1)	2:48.38	29.32s	29.48s
8 JOHNS BOY	6	19.6m	17.8m (0)	17.1m (0)	2:48.56	29.33s	28.63s
1 NIGHT WHISPERER	7	21.0m	13.7m (0)	13.0m (0)	2:48.67	29.33s	29.04s
2 BOUTIKA	8	21.9m	9.6m (0)	8.5m (0)	2:48.73	29.31s	29.42s
4 KARBINE	9	25.5m	8.6m (1)	5.9m (2)	2:49.00	29.20s	29.88s

Finish Position and metres gained

First Arrow shows distance gain/loss from 2nd Qtr to 3rd Qtr, Second Arrow shows distance gain/loss from 3rd Qtr to Finish
Blue arrow indicates best gain in these quarters.



800

Visual positions in race at 2nd Quarter



400

Visual positions in race at 3rd Quarter



Melton Race 7 Distance 1720m

Saturday, 23 May 2026


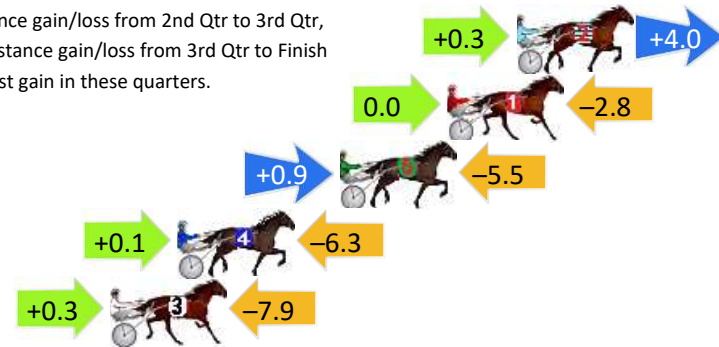
Gross Time: 1:58.60 MileRate: 1:51.00 LeadTime: 7.10s First Qtr: 28.70s Second Qtr: 28.10s Third Qtr: 27.00s Fourth Qtr: 27.70s

DATA TABLE: 800 / 400 Posi's are position from leader and (how wide the horse was at that position)


NoHorse	Plc	Mar	800 Posi	400 Posi	Time	3rd Qtr	4th Qt
2 OLIVER DAN	1	0.0m	4.3m (0)	4.0m (0)	1:58.60	26.98s	27.43s
1 MY ULTIMATE BARNEY	2	2.8m	0.0m (0)	0.0m (0)	1:58.80	27.00s	27.90s
6 BAY OF BISCAVY	3	7.1m	2.5m (1)	1.6m (1)	1:59.12	26.94s	28.11s
4 TRIPLE EIGHT	4	13.6m	7.4m (1)	7.3m (1)	1:59.59	27.00s	28.19s
3 ABOUTTIME	5	16.3m	8.7m (0)	8.4m (0)	1:59.79	26.99s	28.32s

Finish Position and metres gained

First Arrow shows distance gain/loss from 2nd Qtr to 3rd Qtr, Second Arrow shows distance gain/loss from 3rd Qtr to Finish Blue arrow indicates best gain in these quarters.



Visual positions in race at 2nd Quarter



Visual positions in race at 3rd Quarter



Melton Race 8 Distance 2240m

Saturday, 23 May 2026

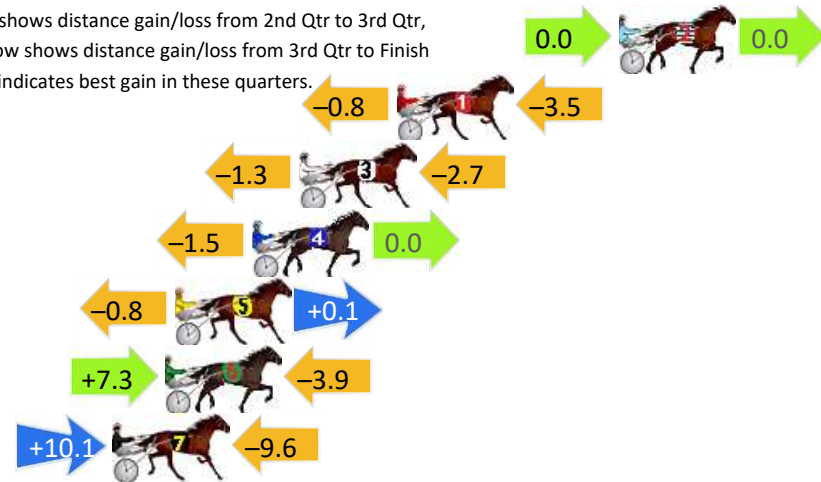
Gross Time: 2:42.10 MileRate: 1:56.40 LeadTime: 44.70s First Qtr: 31.20s Second Qtr: 30.50s Third Qtr: 28.90s Fourth Qtr: 26.80s

DATA TABLE: 800 / 400 Posi's are position from leader and (how wide the horse was at that position)

No	Horse	Plc	Mar	800 Posi	400 Posi	Time	3rd Qtr	4th Qt
2	MOST EXCITING	1	0.0m	0.0m (0)	0.0m (0)	2:42.10	28.90s	26.80s
1	OUR ULTIMATE GRACY	2	8.9m	4.6m (0)	5.4m (0)	2:42.73	28.94s	27.06s
3	WHERE IS WOODY	3	12.8m	8.8m (0)	10.1m (0)	2:43.00	28.97s	27.00s
4	GALAXY LASS	4	14.7m	13.2m (0)	14.7m (0)	2:43.14	28.97s	26.82s
5	LAMBRO MACH	5	17.8m	17.1m (0)	17.9m (1)	2:43.36	28.91s	26.82s
6	STARZZZ DESTINY	6	18.2m	21.6m (0)	14.3m (1)	2:43.39	28.34s	27.10s
7	MONTANA PRIDE	7	20.3m	20.8m (1)	10.7m (1)	2:43.53	28.14s	27.50s

Finish Position and metres gained

First Arrow shows distance gain/loss from 2nd Qtr to 3rd Qtr, Second Arrow shows distance gain/loss from 3rd Qtr to Finish
Blue arrow indicates best gain in these quarters.



8
0
0

Visual positions in race at 2nd Quarter



4
0
0

Visual positions in race at 3rd Quarter

