

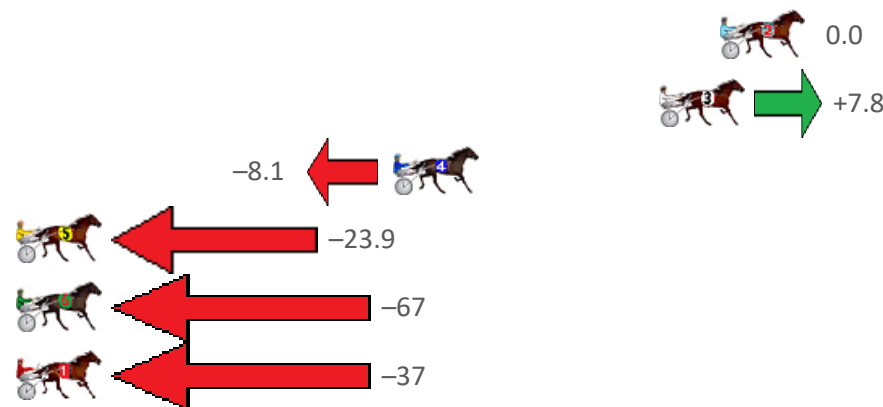
Melton Race 1 Distance 2240m

Tuesday, 23 January 2024

Gross Time: 2:54.70 MileRate: 2:05.50 LeadTime: 48.70s First Qtr: 33.60s Second Qtr: 33.10s Third Qtr: 30.20s Fourth Qtr: 29.10s

| NoHorse | Plc | Mar | 800 Posi | 400 Posi | Time | 3rd Qtr | 4th Qtr |
|--------------------|-----|-------|-----------|-----------|---------|---------|---------|
| 2 NOTHING I WANT | 1 | 0.0m | 0.0m (0) | 0.0m (0) | 2:54.70 | 30.20s | 29.10s |
| 3 MISTER BLINDSIDE | 2 | 2.4m | 10.2m (1) | 4.0m (1) | 2:54.88 | 29.73s | 28.99s |
| 4 ALABAMA DELTA | 3 | 13.0m | 4.9m (0) | 5.0m (0) | 2:55.69 | 30.20s | 29.72s |
| 5 HENRYS HORSE | 4 | 39.0m | 15.1m (1) | 12.7m (1) | 2:57.68 | 30.00s | 31.14s |
| 6 CRESCO CASHFLOW | 5 | 75.9m | 9.7m (0) | 17.2m (0) | 3:00.49 | 30.74s | 33.62s |
| 1 IM LADY RHONDA | 6 | 92.2m | 56.0m (0) | 60.7m (0) | 3:01.74 | 30.47s | 31.67s |

Finish Position and metres gained from 800m



PJ Harness Analyser

Sectional Analysis Software – Not just a formguide!

www.facebook.com/PJHarnessRacing



RISE Digital, Harness Racing Australia nor the provider accepts any responsibility for the completeness or accuracy of any of the information contained herein, and makes no representations about its suitability for any particular purpose. Users should make their own judgements about those matters and/or seek independent advice. You assume all risks associated with use of data provided on this page


Melton Race 2 Distance 1200m

Tuesday, 23 January 2024

Gross Time: 1:27.70 MileRate: 0:00.00 LeadTime: 0.00s First Qtr: 0.00s Second Qtr: 28.20s Third Qtr: 30.50s Fourth Qtr: 29.00s

| NoHorse | Plc | Mar | 800 Posi | 400 Posi | Time | 3rd Qtr | 4th Qtr |
|--------------------|-----|--------|-----------|-----------|---------|---------|---------|
| 6 PERFECT PEAK | 1 | 0.0m | 5.2m (1) | 0.0m (1) | 1:27.70 | 30.13s | 29.00s |
| 2 KYVALLEY PAINT | 2 | 0.5m | 4.3m (0) | 4.1m (0) | 1:27.74 | 30.50s | 28.74s |
| 8 CHRISTMAS BABE | 3 | 3.3m | 0.0m (0) | 0.1m (0) | 1:27.95 | 30.50s | 29.25s |
| 10 TUBS NOW SLIM | 4 | 4.9m | 9.5m (1) | 7.7m (1) | 1:28.07 | 30.40s | 28.80s |
| 7 FLOATING MOUNTAI | 5 | 5.0m | 14.8m (1) | 2.7m (2) | 1:28.08 | 29.66s | 29.18s |
| 5 ASTRO | 6 | 7.0m | 9.6m (0) | 8.7m (0) | 1:28.23 | 30.47s | 28.89s |
| 1 TRANQUIL BILL | 7 | 16.5m | 14.7m (0) | 23.6m (0) | 1:28.96 | 31.21s | 28.51s |
| 9 FRANKYTHEFRENCH | 8 | 141.5m | 84.2m (0) | 94.3m (0) | 1:38.47 | 31.57s | 32.79s |

Finish Position and metres gained from 800m



PJ Harness Analyser
Sectional Analysis Software – Not just a formguide!

www.facebook.com/PJHarnessRacing



RISE Digital, Harness Racing Australia nor the provider accepts any responsibility for the completeness or accuracy of any of the information contained herein, and makes no representations about its suitability for any particular purpose. Users should make their own judgements about those matters and/or seek independent advice. You assume all risks associated with use of data provided on this page

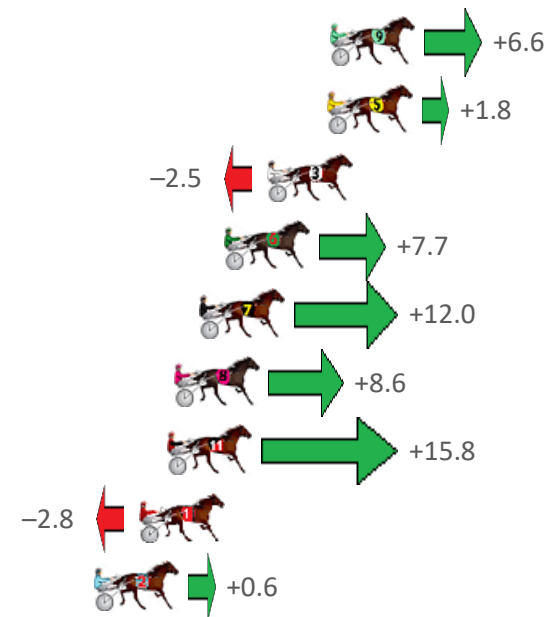
Melton Race 3 Distance 1720m

Tuesday, 23 January 2024

Gross Time: 2:04.70 MileRate: 1:56.70 LeadTime: 7.10s First Qtr: 29.40s Second Qtr: 31.10s Third Qtr: 28.30s Fourth Qtr: 28.80s

| NoHorse | Plc | Mar | 800 Posi | 400 Posi | Time | 3rd Qtr | 4th Qtr |
|--------------------|-----|------|-----------|-----------|---------|---------|---------|
| 9 AXE AND DEEZ | 1 | 0.0m | 6.6m (1) | 6.6m (1) | 2:04.70 | 28.30s | 28.33s |
| 5 LUCIANA | 2 | 0.1m | 1.9m (1) | 1.0m (1) | 2:04.71 | 28.23s | 28.74s |
| 3 FRANCO TYSON | 3 | 2.5m | 0.0m (0) | 0.0m (0) | 2:04.89 | 28.30s | 28.99s |
| 6 ALPHA STRIDE | 4 | 4.2m | 11.9m (1) | 10.8m (1) | 2:05.02 | 28.23s | 28.35s |
| 7 ODIN | 5 | 5.2m | 17.2m (1) | 10.8m (2) | 2:05.09 | 27.86s | 28.43s |
| 8 LOU EASYANA | 6 | 6.2m | 14.8m (0) | 16.5m (1) | 2:05.17 | 28.43s | 28.10s |
| 11 BLUE MIKI | 7 | 6.5m | 22.3m (1) | 15.0m (2) | 2:05.19 | 27.80s | 28.23s |
| 1 LONGTAN VIPER | 8 | 7.6m | 4.8m (0) | 7.5m (0) | 2:05.27 | 28.49s | 28.84s |
| 2 LONESTAR WARRIOR | 9 | 9.4m | 10.0m (0) | 15.9m (0) | 2:05.41 | 28.73s | 28.38s |

Finish Position and metres gained from 800m



PJ Harness Analyser

Sectional Analysis Software – Not just a formguide!

www.facebook.com/PJHarnessRacing



RISE Digital, Harness Racing Australia nor the provider accepts any responsibility for the completeness or accuracy of any of the information contained herein, and makes no representations about its suitability for any particular purpose. Users should make their own judgements about those matters and/or seek independent advice. You assume all risks associated with use of data provided on this page

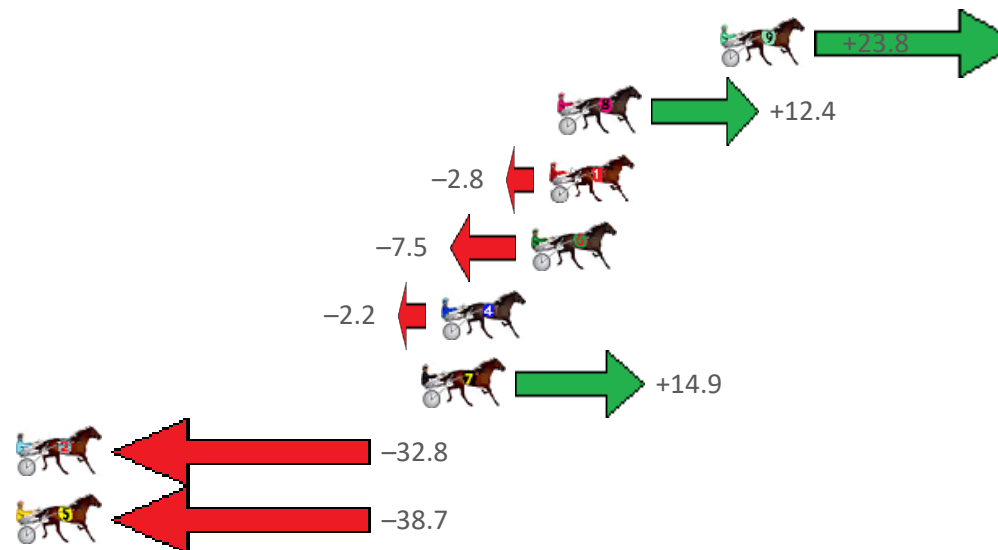
Melton Race 4 Distance 1200m

Tuesday, 23 January 2024

Gross Time: 1:24.30 MileRate: 0:00.00 LeadTime: 0.00s First Qtr: 0.00s Second Qtr: 27.00s Third Qtr: 29.40s Fourth Qtr: 28.00s

| NoHorse | Plc | Mar | 800 Posi | 400 Posi | Time | 3rd Qtr | 4th Qtr |
|--------------------|-----|-------|-----------|-----------|---------|---------|---------|
| 9 CAPTAIN BARNATO | 1 | 0.0m | 23.8m (1) | 8.8m (2) | 1:24.30 | 28.43s | 27.38s |
| 8 CRESCO THREEPEAT | 2 | 6.5m | 18.9m (0) | 5.6m (1) | 1:24.78 | 28.53s | 28.08s |
| 1 FRIENDS | 3 | 6.8m | 4.0m (0) | 3.7m (0) | 1:24.80 | 29.39s | 28.24s |
| 6 TYABB WONDER | 4 | 7.5m | 0.0m (0) | 0.0m (0) | 1:24.85 | 29.40s | 28.55s |
| 4 SWEETSAZZYMYLAZZ | 5 | 11.1m | 8.9m (0) | 8.4m (0) | 1:25.12 | 29.40s | 28.22s |
| 7 MOOPS | 6 | 11.9m | 26.8m (0) | 14.9m (0) | 1:25.18 | 28.66s | 27.82s |
| 2 BONAVIDA BOY | 7 | 80.5m | 47.7m (0) | 52.3m (0) | 1:30.23 | 29.93s | 30.20s |
| 5 WRITTEN COURAGE | 8 | 95.3m | 56.6m (0) | 63.5m (0) | 1:31.31 | 30.13s | 30.48s |

Finish Position and metres gained from 800m







Harness Analyser

Sectional Analysis Software – Not just a formguide!

www.facebook.com/PJHarnessRacing



RISE Digital, Harness Racing Australia nor the provider accepts any responsibility for the completeness or accuracy of any of the information contained herein, and makes no representations about its suitability for any particular purpose. Users should make their own judgements about those matters and/or seek independent advice. You assume all risks associated with use of data provided on this page

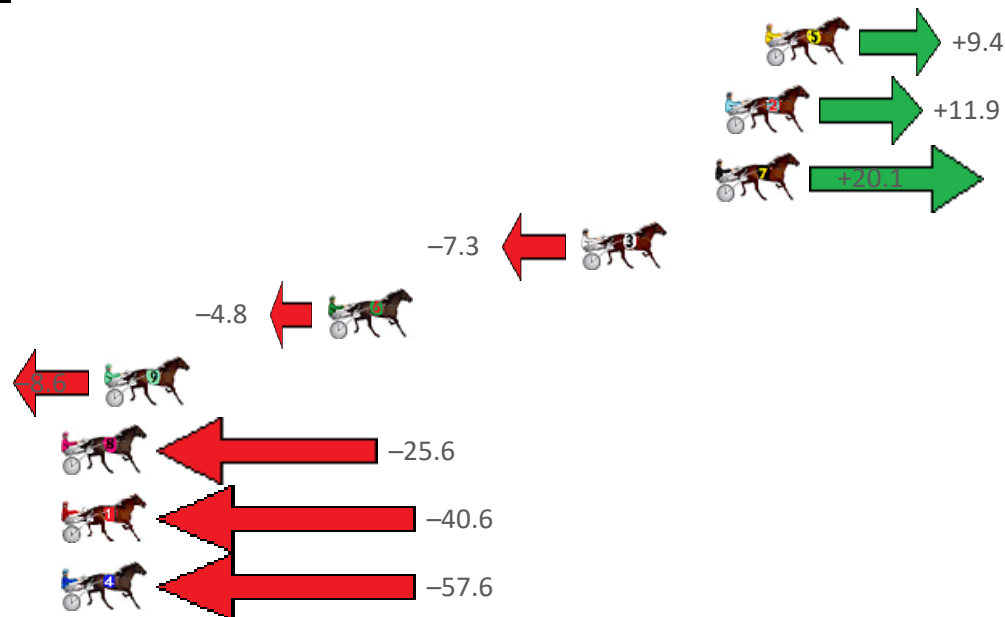
Melton Race 5 Distance 2240m

Tuesday, 23 January 2024

Gross Time: 2:41.80 MileRate: 1:56.30 LeadTime: 43.50s First Qtr: 30.30s Second Qtr: 30.00s Third Qtr: 29.30s Fourth Qtr: 28.70s

| NoHorse | Plc | Mar | 800 Posi | 400 Posi | Time | 3rd Qtr | 4th Qtr |
|------------------|-----|-------|-----------|-----------|---------|---------|---------|
| 5 ANOTHER NIEN | 1 | 0.0m | 9.4m (1) | 1.6m (1) | 2:41.80 | 28.73s | 28.58s |
| 2 HARRYHOO | 2 | 1.6m | 13.5m (1) | 7.4m (2) | 2:41.92 | 28.85s | 28.29s |
| 7 DUFFY HOLLOW | 3 | 2.0m | 22.1m (1) | 8.2m (3) | 2:41.95 | 28.28s | 28.26s |
| 3 RAKAJED | 4 | 7.3m | 0.0m (0) | 0.0m (0) | 2:42.35 | 29.30s | 29.25s |
| 6 MONTANA FLASH | 5 | 17.4m | 12.6m (0) | 11.1m (1) | 2:43.11 | 29.18s | 29.21s |
| 9 BLASTER RANGER | 6 | 26.3m | 17.7m (1) | 11.6m (2) | 2:43.78 | 28.85s | 29.85s |
| 8 OZZIE PLAYBOY | 7 | 34.4m | 8.8m (0) | 8.3m (0) | 2:44.39 | 29.26s | 30.69s |
| 1 AMORE ROCK | 8 | 45.0m | 4.4m (0) | 4.4m (0) | 2:45.19 | 29.30s | 31.77s |
| 4 OZZIE PUNTA | 9 | 62.6m | 5.0m (1) | 6.6m (1) | 2:46.52 | 29.41s | 32.94s |

Finish Position and metres gained from 800m



PJ Harness Analyser

Sectional Analysis Software – Not just a formguide!

www.facebook.com/PJHarnessRacing



RISE Digital, Harness Racing Australia nor the provider accepts any responsibility for the completeness or accuracy of any of the information contained herein, and makes no representations about its suitability for any particular purpose. Users should make their own judgements about those matters and/or seek independent advice. You assume all risks associated with use of data provided on this page

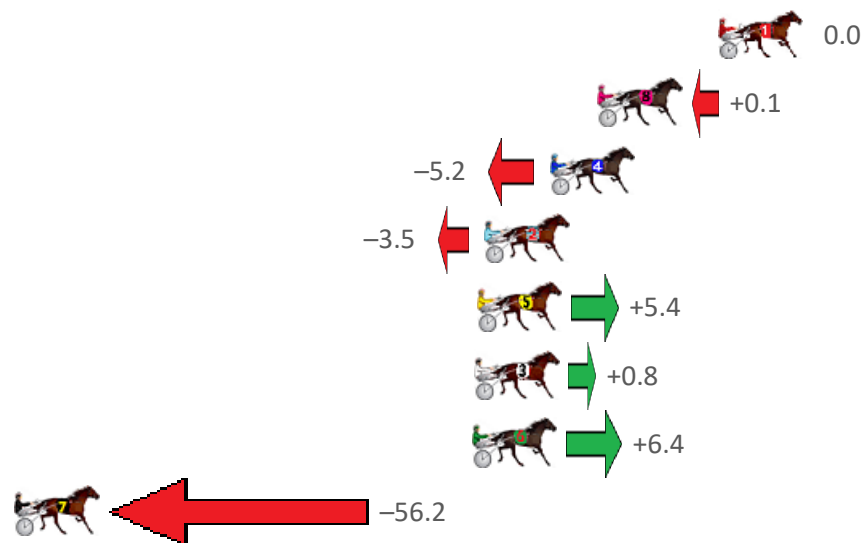
Melton Race 6 Distance 2240m

Tuesday, 23 January 2024

Gross Time: 2:46.90 MileRate: 1:59.90 LeadTime: 47.70s First Qtr: 32.50s Second Qtr: 30.90s Third Qtr: 28.20s Fourth Qtr: 27.60s

| NoHorse | Plc | Mar | 800 Posi | 400 Posi | Time | 3rd Qtr | 4th Qtr |
|-----------------|-----|-------|-----------|-----------|---------|---------|---------|
| 1 OURMATEMENKO | 1 | 0.0m | 0.0m (0) | 0.1m (0) | 2:46.90 | 28.20s | 27.60s |
| 8 ZLATO | 2 | 4.8m | 4.9m (0) | 4.8m (0) | 2:47.25 | 28.19s | 27.62s |
| 4 ANGUS INDIANA | 3 | 6.7m | 1.5m (1) | 0.0m (1) | 2:47.39 | 28.09s | 28.09s |
| 2 SHAQ | 4 | 9.3m | 5.8m (1) | 4.8m (1) | 2:47.58 | 28.12s | 27.95s |
| 5 WINGATE GUY | 5 | 9.6m | 15.0m (1) | 6.2m (2) | 2:47.60 | 27.58s | 27.87s |
| 3 REPELLING | 6 | 9.7m | 10.5m (1) | 2.3m (2) | 2:47.60 | 27.62s | 28.15s |
| 6 FLYING SPARKS | 7 | 9.8m | 16.2m (2) | 12.0m (1) | 2:47.61 | 27.90s | 27.48s |
| 7 POPCORNFRIDAY | 8 | 65.3m | 9.1m (0) | 16.7m (1) | 2:51.64 | 28.72s | 31.18s |

Finish Position and metres gained from 800m



PJ Harness Analyser
Sectional Analysis Software – Not just a formguide!

www.facebook.com/PJHarnessRacing



RISE Digital, Harness Racing Australia nor the provider accepts any responsibility for the completeness or accuracy of any of the information contained herein, and makes no representations about its suitability for any particular purpose. Users should make their own judgements about those matters and/or seek independent advice. You assume all risks associated with use of data provided on this page

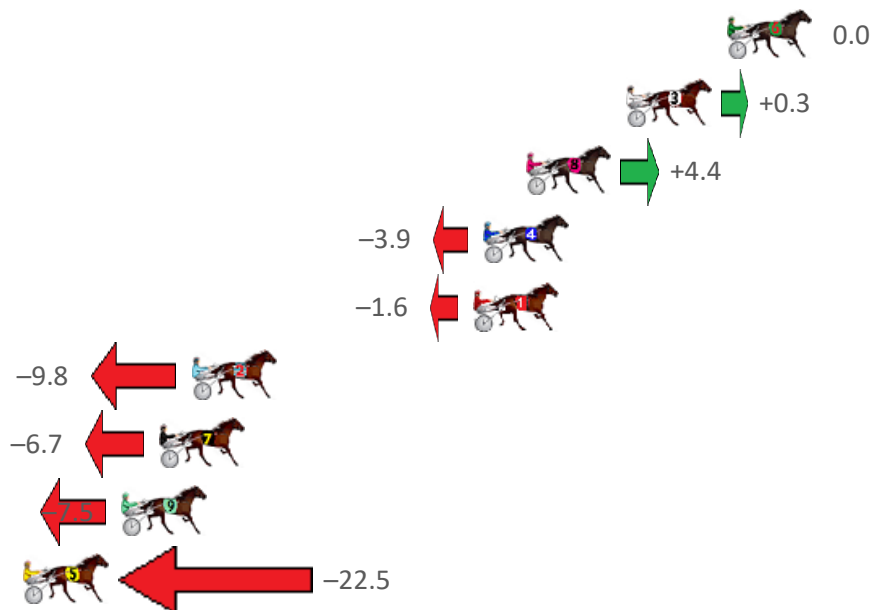
Melton Race 7 Distance 1720m

Tuesday, 23 January 2024

Gross Time: 2:02.00 MileRate: 1:54.20 LeadTime: 7.20s First Qtr: 28.80s Second Qtr: 30.20s Third Qtr: 28.30s Fourth Qtr: 27.50s

| NoHorse | Plc | Mar | 800 Posi | 400 Posi | Time | 3rd Qtr | 4th Qtr |
|------------------|-----|-------|-----------|-----------|---------|---------|---------|
| 6 SEVE | 1 | 0.0m | 0.0m (0) | 0.0m (0) | 2:02.00 | 28.30s | 27.50s |
| 3 PARADIGM | 2 | 4.0m | 4.3m (0) | 3.9m (0) | 2:02.29 | 28.27s | 27.52s |
| 8 CHEVRON FLIES | 3 | 8.0m | 12.4m (0) | 12.6m (0) | 2:02.58 | 28.30s | 27.21s |
| 4 SPORTS WRACK | 4 | 9.7m | 5.8m (1) | 1.4m (1) | 2:02.70 | 27.99s | 28.10s |
| 1 PETREOS | 5 | 10.1m | 8.5m (0) | 8.2m (0) | 2:02.73 | 28.27s | 27.66s |
| 2 SPRING BLUE | 6 | 21.3m | 11.5m (1) | 8.6m (1) | 2:03.54 | 28.09s | 28.44s |
| 7 FEEL THE REIGN | 7 | 22.6m | 15.9m (1) | 12.0m (2) | 2:03.64 | 28.02s | 28.30s |
| 9 EASTBRO JESSE | 8 | 24.1m | 16.6m (0) | 15.6m (2) | 2:03.74 | 28.21s | 28.16s |
| 5 SHALLOW BEACH | 9 | 43.8m | 21.3m (0) | 25.5m (1) | 2:05.17 | 28.57s | 28.90s |

Finish Position and metres gained from 800m



PJ Harness Analyser

Sectional Analysis Software – Not just a formguide!

www.facebook.com/PJHarnessRacing



RISE Digital, Harness Racing Australia nor the provider accepts any responsibility for the completeness or accuracy of any of the information contained herein, and makes no representations about its suitability for any particular purpose. Users should make their own judgements about those matters and/or seek independent advice. You assume all risks associated with use of data provided on this page

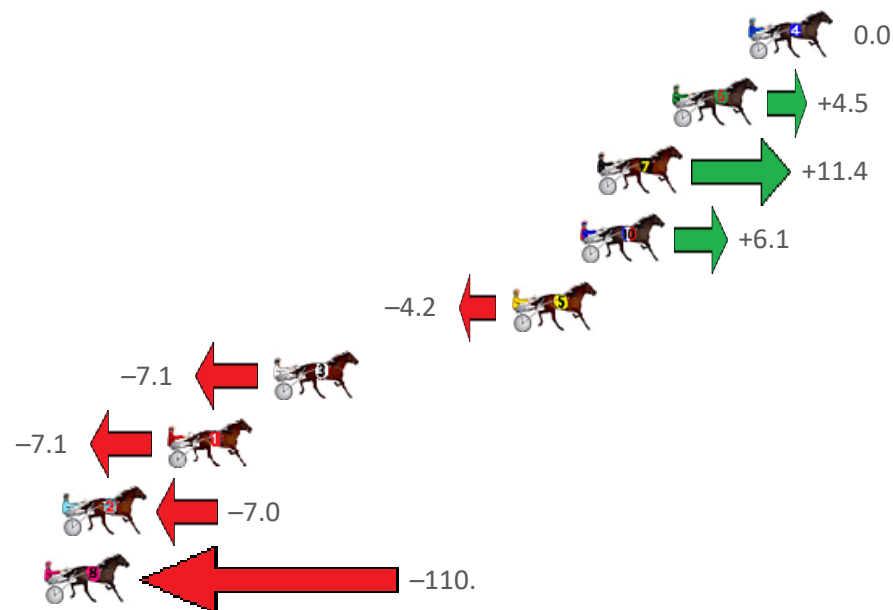
Melton Race 8 Distance 1720m

Tuesday, 23 January 2024

Gross Time: 2:03.50 MileRate: 1:55.50 LeadTime: 7.00s First Qtr: 28.60s Second Qtr: 30.40s Third Qtr: 28.60s Fourth Qtr: 28.90s

| NoHorse | Plc | Mar | 800 Posi | 400 Posi | Time | 3rd Qtr | 4th Qtr |
|-------------------|-----|--------|------------|------------|---------|---------|---------|
| 4 IM EUGENE | 1 | 0.0m | 0.0m (0) | 0.0m (0) | 2:03.50 | 28.60s | 28.90s |
| 6 SPACEWRITER | 2 | 3.0m | 7.5m (1) | 3.7m (1) | 2:03.73 | 28.33s | 28.86s |
| 7 ALBALOU | 3 | 6.0m | 17.4m (1) | 12.6m (1) | 2:03.96 | 28.26s | 28.46s |
| 10 BRAVE BONDI | 4 | 6.7m | 12.8m (1) | 7.9m (1) | 2:04.01 | 28.26s | 28.84s |
| 5 KIDWITHAGRIN | 5 | 9.4m | 5.2m (0) | 5.6m (0) | 2:04.21 | 28.63s | 29.21s |
| 3 SMILENSAYCHEESE | 6 | 18.9m | 11.8m (0) | 11.2m (0) | 2:04.93 | 28.56s | 29.53s |
| 1 HARTNETT | 7 | 23.1m | 16.0m (0) | 16.4m (0) | 2:05.25 | 28.63s | 29.48s |
| 2 I WANT IT ALL | 8 | 27.3m | 20.3m (0) | 22.0m (0) | 2:05.57 | 28.73s | 29.40s |
| 8 BLACKMIRRA | 9 | 265.7m | 155.7m (0) | 176.3m (0) | 2:23.65 | 30.13s | 36.45s |

Finish Position and metres gained from 800m







PJ Harness Analyser

Sectional Analysis Software – Not just a formguide!

www.facebook.com/PJHarnessRacing



RISE Digital, Harness Racing Australia nor the provider accepts any responsibility for the completeness or accuracy of any of the information contained herein, and makes no representations about its suitability for any particular purpose. Users should make their own judgements about those matters and/or seek independent advice. You assume all risks associated with use of data provided on this page

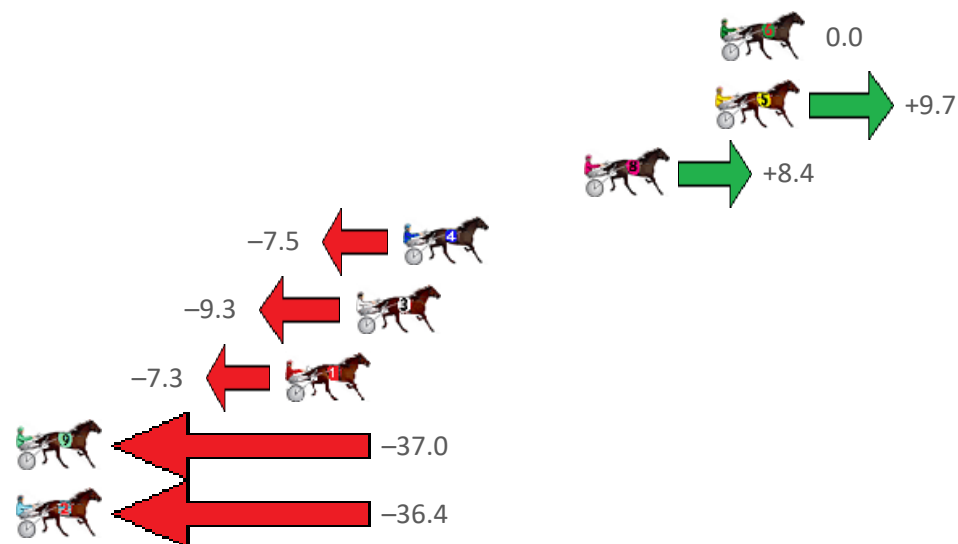
Melton Race 9 Distance 2760m

Tuesday, 23 January 2024

Gross Time: 3:37.90 MileRate: 2:07.10 LeadTime: 94.00s First Qtr: 31.20s Second Qtr: 31.80s Third Qtr: 31.10s Fourth Qtr: 29.80s

| NoHorse | Plc | Mar | 800 Posi | 400 Posi | Time | 3rd Qtr | 4th Qtr |
|--------------------|-----|-------|-----------|-----------|---------|---------|---------|
| 6 KAMARAN | 1 | 0.0m | 0.0m (0) | 0.0m (0) | 3:37.90 | 31.10s | 29.80s |
| 5 THAT OTHER THING | 2 | 0.2m | 9.9m (1) | 3.5m (2) | 3:37.92 | 30.60s | 29.55s |
| 8 TOUCHANDGO | 3 | 5.4m | 13.8m (0) | 8.8m (1) | 3:38.32 | 30.70s | 29.55s |
| 4 COLUMBIAS GONZAL | 4 | 12.6m | 5.1m (1) | 0.9m (1) | 3:38.88 | 30.77s | 30.72s |
| 3 DANCING SPIDER | 5 | 14.5m | 5.2m (0) | 5.3m (0) | 3:39.03 | 31.10s | 30.53s |
| 1 AETHON | 6 | 17.3m | 10.0m (0) | 10.2m (0) | 3:39.25 | 31.10s | 30.38s |
| 9 BACKINTHESKY | 7 | 56.8m | 19.8m (0) | 20.4m (0) | 3:42.34 | 31.11s | 32.70s |
| 2 CHU CHITS | 8 | 83.0m | 46.6m (0) | 55.1m (0) | 3:44.38 | 31.67s | 32.11s |

Finish Position and metres gained from 800m







Harness Analyser

Sectional Analysis Software – Not just a formguide!

www.facebook.com/PJHarnessRacing



RISE Digital, Harness Racing Australia nor the provider accepts any responsibility for the completeness or accuracy of any of the information contained herein, and makes no representations about its suitability for any particular purpose. Users should make their own judgements about those matters and/or seek independent advice. You assume all risks associated with use of data provided on this page