

Melton Race 1 Distance 1720m

Saturday, 21 September 2024


Gross Time: 2:00.10 MileRate: 1:52.40 LeadTime: 6.70s First Qtr: 28.20s Second Qtr: 31.10s Third Qtr: 27.00s Fourth Qtr: 27.10s

DATA TABLE: 800 / 400 Posi's are position from leader and (how wide the horse was at that position)

No	Horse	Plc	Mar	800 Posi	400 Posi	Time	3rd Qtr	4th Qt
5	CAPTAIN RAVISHING	1	0.0m	10.0m (1)	0.0m (2)	2:00.08	26.33s	27.10s
10	CANTFINDABETTOR MAN	2	0.4m	14.0m (1)	4.4m (2)	2:00.12	26.35s	26.83s
3	PERFECT STRIDE	3	5.2m	5.6m (1)	6.2m (1)	2:00.46	27.04s	27.03s
2	OPERATIVE LINE	4	7.0m	0.0m (0)	0.8m (0)	2:00.60	27.05s	27.52s
1	RAKERO REBEL	5	8.3m	3.8m (0)	5.2m (0)	2:00.70	27.09s	27.31s
7	BULLETPROOF BOY	6	8.7m	16.0m (0)	10.4m (1)	2:00.72	26.62s	26.99s
8	YAMBUKIAN	7	12.0m	7.8m (0)	9.4m (0)	2:00.97	27.11s	27.28s
6	DANGEROUS	8	15.5m	18.4m (1)	9.6m (2)	2:01.23	26.41s	27.50s
9	VANQUISH STRIDE	9	18.1m	12.0m (0)	14.0m (0)	2:01.39	27.13s	27.38s
4	JILLIBYJACKSPARROW	10	38.3m	1.6m (1)	2.2m (1)	2:02.94	27.04s	29.53s

Finish Position and metres gained

First Arrow shows distance gain/loss from 2nd Qtr to 3rd Qtr, Second Arrow shows distance gain/loss from 3rd Qtr to Finish
Blue arrow indicates best gain in these quarters.



800

Visual positions in race at 2nd Quarter



400

Visual positions in race at 3rd Quarter



Powered by



Harness Analyser

Sectional Analysis Software

Not just form | Free Trial

www.facebook.com/PJHarnessRacing



RISE Digital, Harness Racing Australia nor the provider accepts any responsibility for the completeness or accuracy of any of the information contained herein, and makes no representations about its suitability for any particular purpose. Users should make their own judgements about those matters and/or seek independent advice. You assume all risks associated with use of data provided on this page

Melton Race 2 Distance 1720m

Saturday, 21 September 2024


Gross Time: 2:01.10 MileRate: 1:53.30 LeadTime: 7.00s First Qtr: 27.80s Second Qtr: 28.10s Third Qtr: 28.80s Fourth Qtr: 29.40s

DATA TABLE: 800 / 400 Posi's are position from leader and (how wide the horse was at that position)

NoHorse	Plc	Mar	800 Posi	400 Posi	Time	3rd Qtr	4th Qt
11 YOUNGGIFTEDANDB LACK	1	0.0m	6.2m (2)	1.0m (1)	2:01.05	28.42s	29.33s
7 BLAKE BOLAC	2	0.4m	4.6m (1)	5.0m (1)	2:01.09	28.83s	29.06s
6 ROCKNALLOVERTHE WORLD	3	1.9m	8.6m (1)	8.8m (1)	2:01.19	28.82s	28.90s
10 JOELITA	4	4.1m	12.6m (0)	13.2m (1)	2:01.35	28.85s	28.73s
1 IM A DENNY TOO	5	6.5m	4.4m (0)	4.2m (0)	2:01.53	28.78s	29.57s
9 DIAMOND ECLIPSE	6	10.4m	12.6m (2)	4.8m (2)	2:01.83	28.23s	29.81s
2 MAJOR MAL	7	18.5m	16.4m (1)	9.2m (2)	2:02.42	28.27s	30.08s
8 TELEMACHUS	8	30.3m	8.2m (0)	8.6m (0)	2:03.30	28.81s	30.99s
4 GILTY BY THE BEACH	9	31.3m	12.4m (1)	14.2m (2)	2:03.38	28.92s	30.65s
3 HEZ HARRYWHO	10	33.3m	0.0m (0)	0.0m (0)	2:03.53	28.78s	31.83s

Finish Position and metres gained

First Arrow shows distance gain/loss from 2nd Qtr to 3rd Qtr, Second Arrow shows distance gain/loss from 3rd Qtr to Finish
Blue arrow indicates best gain in these quarters.



800

Visual positions in race at 2nd Quarter



400

Visual positions in race at 3rd Quarter



Melton Race 3 Distance 2240m

Saturday, 21 September 2024


Gross Time: 2:42.20 MileRate: 1:56.50 LeadTime: 44.60s First Qtr: 29.60s Second Qtr: 30.60s Third Qtr: 28.60s Fourth Qtr: 28.80s

DATA TABLE: 800 / 400 Posi's are position from leader and (how wide the horse was at that position)

NoHorse	Plc	Mar	800 Posi	400 Posi	Time	3rd Qtr	4th Qt
9 NEW YORKER	1	0.0m	16.0m (1)	13.0m (3)	2:42.17	28.39s	27.87s
4 STAG PARTY	2	0.5m	7.6m (1)	7.2m (1)	2:42.24	28.57s	28.32s
11 ROCKANDANCE	3	1.1m	3.4m (1)	2.8m (1)	2:42.25	28.56s	28.68s
3 THEROCKGOD	4	1.5m	24.0m (1)	21.2m (2)	2:42.28	28.41s	27.39s
5 CAPTAIN MAASTRICHT	5	3.2m	5.0m (0)	4.8m (0)	2:42.41	28.59s	28.69s
1 TARA VICTORY	6	4.4m	9.4m (0)	9.0m (0)	2:42.50	28.57s	28.47s
6 STARZZZ DESTINY	7	4.4m	0.0m (0)	0.0m (0)	2:42.50	28.60s	29.12s
10 ALBY TWO CHAINS	8	4.7m	20.0m (1)	17.0m (2)	2:42.52	28.39s	27.92s
8 JOHN MCLEAN	9	8.7m	13.6m (0)	13.0m (1)	2:42.82	28.56s	28.49s
7 SASSINESS	10	8.8m	17.6m (0)	16.2m (0)	2:42.83	28.50s	28.27s
2 OOH AH LISTAH	11	10.2m	12.0m (1)	9.6m (2)	2:42.94	28.43s	28.84s

Finish Position and metres gained

First Arrow shows distance gain/loss from 2nd Qtr to 3rd Qtr, Second Arrow shows distance gain/loss from 3rd Qtr to Finish Blue arrow indicates best gain in these quarters.



800

Visual positions in race at 2nd Quarter



400

Visual positions in race at 3rd Quarter



Powered by



Harness Analyser

Sectional Analysis Software

Not just form | Free Trial

www.facebook.com/PJHarnessRacing



RISE Digital, Harness Racing Australia nor the provider accepts any responsibility for the completeness or accuracy of any of the information contained herein, and makes no representations about its suitability for any particular purpose. Users should make their own judgements about those matters and/or seek independent advice. You assume all risks associated with use of data provided on this page

Melton Race 4 Distance 2240m

Saturday, 21 September 2024

Gross Time: 2:41.70

MileRate: 1:56.10

LeadTime: 45.10s

First Qtr: 30.20s

Second Qtr: 30.10s

Third Qtr: 28.20s


Fourth Qtr: 28.10s

DATA TABLE: 800 / 400 Posi's are position from leader and (how wide the horse was at that position)

NoHorse	Plc	Mar	800 Posi	400 Posi	Time	3rd Qtr	4th Qt
12 SPIRIT OF ARION	1	0.0m	17.6m (2)	4.6m (3)	2:41.66	27.29s	27.78s
6 JILLIBY ILLUMINATE	2	4.1m	13.4m (2)	0.4m (2)	2:41.97	27.29s	28.36s
10 KENDYS BUTTERFLY	3	5.0m	15.6m (1)	9.0m (2)	2:42.04	27.74s	27.82s
9 MOST TRIUMPHANT	4	5.1m	8.8m (1)	4.6m (2)	2:42.04	27.91s	28.13s
2 ALWAYS THE SHOWMAN	5	9.6m	8.0m (0)	11.4m (0)	2:42.38	28.44s	27.97s
4 BANKSOFTHEMURRAY	6	11.9m	4.2m (1)	0.0m (1)	2:42.55	27.91s	28.93s
5 VALIENTE	7	13.2m	12.0m (0)	15.8m (0)	2:42.65	28.47s	27.92s
3 SILVER MYSTIQUE	8	19.5m	16.0m (0)	14.6m (1)	2:43.12	28.10s	28.44s
8 BLASTER RANGER	9	21.5m	4.0m (0)	6.4m (1)	2:43.27	28.37s	29.15s
7 JILLIBY ADORE	10	39.1m	0.2m (1)	0.0m (0)	2:44.57	28.19s	30.83s
1 ASMILEANDAWINX	11	44.6m	0.0m (0)	5.4m (0)	2:44.99	28.58s	30.84s

Finish Position and metres gained

First Arrow shows distance gain/loss from 2nd Qtr to 3rd Qtr,
Second Arrow shows distance gain/loss from 3rd Qtr to Finish
Blue arrow indicates best gain in these quarters.



800

Visual positions in race at 2nd Quarter



400

Visual positions in race at 3rd Quarter



Powered by



Harness Analyser

Sectional Analysis Software

Not just form | Free Trial

www.facebook.com/PJHarnessRacing



RISE Digital, Harness Racing Australia nor the provider accepts any responsibility for the completeness or accuracy of any of the information contained herein, and makes no representations about its suitability for any particular purpose. Users should make their own judgements about those matters and/or seek independent advice. You assume all risks associated with use of data provided on this page

Melton Race 5 Distance 1720m

Saturday, 21 September 2024

Gross Time: 2:03.10 MileRate: 1:55.10 LeadTime: 6.90s First Qtr: 28.40s Second Qtr: 31.80s Third Qtr: 28.40s Fourth Qtr: 27.60s

DATA TABLE: 800 / 400 Posi's are position from leader and (how wide the horse was at that position)

No	Horse	Plc	Mar	800 Posi	400 Posi	Time	3rd Qtr	4th Qt
4	JUST AS WELL	1	0.0m	0.0m (0)	0.0m (0)	2:03.06	28.40s	27.60s
5	CLASSIC ANGELINA	2	4.0m	6.0m (1)	4.0m (2)	2:03.36	28.26s	27.60s
9	CRIME WRITER	3	4.4m	9.8m (1)	8.6m (1)	2:03.39	28.31s	27.31s
2	COURAGEOUS SAINT	4	4.8m	4.0m (0)	4.6m (0)	2:03.42	28.44s	27.61s
1	JACCKA CONNOR	5	5.3m	8.2m (0)	9.6m (0)	2:03.46	28.49s	27.30s
10	LOUIE LOU I	6	5.8m	13.6m (1)	12.6m (2)	2:03.50	28.32s	27.13s
3	DUKES CHOICE	7	7.0m	2.4m (1)	0.8m (1)	2:03.57	28.29s	28.03s
11	RADIUS	8	7.5m	16.8m (2)	8.6m (2)	2:03.62	27.83s	27.52s
8	ROCKNROLL WALLA	9	8.5m	12.4m (0)	13.4m (1)	2:03.70	28.46s	27.26s
7	WENDYS WISH	10	9.3m	16.8m (0)	18.6m (0)	2:03.75	28.52s	26.96s

Finish Position and metres gained

First Arrow shows distance gain/loss from 2nd Qtr to 3rd Qtr,
Second Arrow shows distance gain/loss from 3rd Qtr to Finish
Blue arrow indicates best gain in these quarters.



Visual positions in race at 2nd Quarter

800



Visual positions in race at 3rd Quarter

400



Powered by



Harness Analyser

Sectional Analysis Software

Not just form | Free Trial

www.facebook.com/PJHarnessRacing



RISE Digital, Harness Racing Australia nor the provider accepts any responsibility for the completeness or accuracy of any of the information contained herein, and makes no representations about its suitability for any particular purpose. Users should make their own judgements about those matters and/or seek independent advice. You assume all risks associated with use of data provided on this page

Melton Race 6 Distance 2240m

Saturday, 21 September 2024

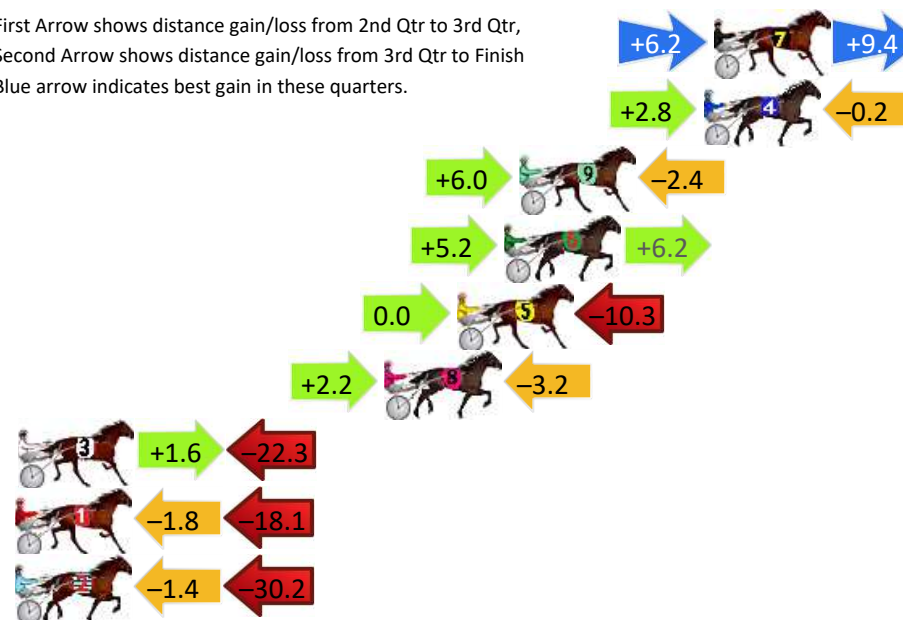
Gross Time: 2:42.50 MileRate: 1:56.70 LeadTime: 46.00s First Qtr: 29.90s Second Qtr: 29.90s Third Qtr: 28.10s Fourth Qtr: 28.60s

DATA TABLE: 800 / 400 Posi's are position from leader and (how wide the horse was at that position)

No	Horse	Plc	Mar	800 Posi	400 Posi	Time	3rd Qtr	4th Qt
7	KEAYANG CHUCKY	1	0.0m	15.6m (1)	9.4m (2)	2:42.48	27.67s	27.93s
4	IM READY JET	2	0.4m	3.0m (1)	0.2m (1)	2:42.51	27.90s	28.61s
9	HARRY STAMPER	3	7.8m	11.4m (1)	5.4m (2)	2:43.06	27.68s	28.77s
6	OLLIVICI	4	8.4m	19.8m (1)	14.6m (2)	2:43.11	27.74s	28.16s
5	QUEEN ELIDA	5	10.3m	0.0m (0)	0.0m (0)	2:43.24	28.09s	29.33s
8	SUNDONS COURAGE	6	13.2m	12.2m (0)	10.0m (1)	2:43.47	27.94s	28.83s
3	REVELSTOKE	7	27.9m	7.2m (1)	5.6m (1)	2:44.56	27.97s	30.19s
1	TOUGH LOVE	8	28.1m	8.2m (0)	10.0m (0)	2:44.56	28.22s	29.89s
2	SACRED MOUNTAIN	9	35.8m	4.2m (0)	5.6m (0)	2:45.15	28.18s	30.75s

Finish Position and metres gained

First Arrow shows distance gain/loss from 2nd Qtr to 3rd Qtr,
Second Arrow shows distance gain/loss from 3rd Qtr to Finish
Blue arrow indicates best gain in these quarters.



Visual positions in race at 2nd Quarter



Visual positions in race at 3rd Quarter

Melton Race 7 Distance 1720m

Saturday, 21 September 2024

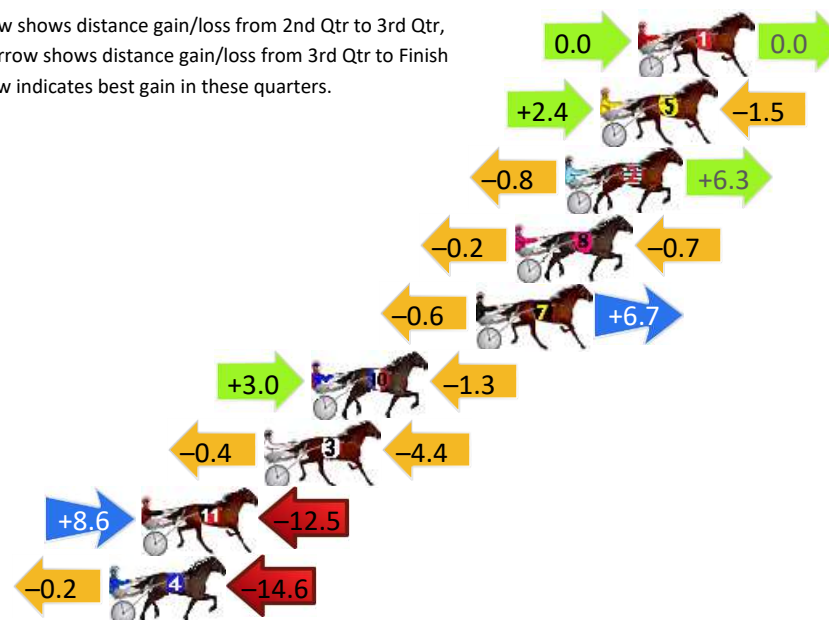
Gross Time: 2:01.70 MileRate: 1:53.90 LeadTime: 6.90s First Qtr: 28.10s Second Qtr: 30.90s Third Qtr: 27.70s Fourth Qtr: 28.10s

DATA TABLE: 800 / 400 Posi's are position from leader and (how wide the horse was at that position)

No	Horse	Plc	Mar	800 Posi	400 Posi	Time	3rd Qtr	4th Qt
1	HES CHARLIES ANGEL	1	0.0m	0.0m (0)	0.0m (0)	2:01.71	27.70s	28.10s
5	ROARFORROSCOE	2	1.5m	2.4m (1)	0.0m (1)	2:01.82	27.53s	28.20s
2	CLYMENUS	3	2.9m	8.4m (0)	9.2m (0)	2:01.93	27.76s	27.66s
8	JUSTALITTLESIP	4	4.9m	4.0m (0)	4.2m (0)	2:02.08	27.71s	28.15s
7	STRAVINSKY	5	6.5m	12.6m (0)	13.2m (0)	2:02.20	27.74s	27.63s
10	KOSIMO	6	13.1m	14.8m (1)	11.8m (2)	2:02.69	27.49s	28.19s
3	ARGGGHHH	7	15.0m	10.2m (1)	10.6m (1)	2:02.83	27.73s	28.41s
11	DHAULAGIRI	8	19.9m	16.0m (2)	7.4m (2)	2:03.19	27.10s	28.97s
4	MAGIC MIKE	9	21.2m	6.4m (1)	6.6m (1)	2:03.28	27.71s	29.12s

Finish Position and metres gained

First Arrow shows distance gain/loss from 2nd Qtr to 3rd Qtr,
Second Arrow shows distance gain/loss from 3rd Qtr to Finish
Blue arrow indicates best gain in these quarters.



Visual positions in race at 2nd Quarter



Visual positions in race at 3rd Quarter

Melton Race 8 Distance 2240m

Saturday, 21 September 2024


Gross Time: 2:46.80 MileRate: 1:59.80 LeadTime: 46.10s First Qtr: 31.60s Second Qtr: 31.10s Third Qtr: 29.30s Fourth Qtr: 28.70s

DATA TABLE: 800 / 400 Posi's are position from leader and (how wide the horse was at that position)

No	Horse	Plc	Mar	800 Posi	400 Posi	Time	3rd Qtr	4th Qt
10	IMPERIAL MONARCH	1	0.0m	8.0m (1)	4.0m (1)	2:46.79	29.01s	28.41s
5	ZAREM	2	3.2m	12.2m (1)	8.4m (2)	2:47.02	29.02s	28.33s
12	KEAYANG STUKA	3	4.1m	16.6m (1)	12.0m (3)	2:47.09	28.96s	28.14s
3	MERCENARY	4	4.5m	0.0m (0)	0.0m (0)	2:47.12	29.30s	29.02s
13	JAZSPUR	5	5.0m	20.8m (1)	16.2m (2)	2:47.16	28.96s	27.90s
1	GOTFEELINGSYOUKNOW	6	6.3m	4.4m (0)	7.4m (0)	2:47.26	29.52s	28.62s
2	BLUE COMAN	7	9.3m	12.4m (0)	16.2m (1)	2:47.48	29.57s	28.21s
6	TWEEDLEDEE	8	9.4m	4.2m (1)	0.0m (1)	2:47.49	29.00s	29.37s
11	BERRIESANDCHERRIES	9	11.3m	16.4m (0)	11.6m (1)	2:47.63	28.95s	28.68s
8	HATCHBACK	10	12.9m	8.4m (0)	11.4m (0)	2:47.75	29.52s	28.81s
4	OVERANDOUT	11	57.2m	26.0m (0)	36.0m (0)	2:51.05	30.04s	30.21s


Finish Position and metres gained

First Arrow shows distance gain/loss from 2nd Qtr to 3rd Qtr,
Second Arrow shows distance gain/loss from 3rd Qtr to Finish
Blue arrow indicates best gain in these quarters.



800

Visual positions in race at 2nd Quarter



400

Visual positions in race at 3rd Quarter



Powered by
PJ Harness Analyser

Sectional Analysis Software
Not just form | Free Trial

www.facebook.com/PJHarnessRacing



RISE Digital, Harness Racing Australia nor the provider accepts any responsibility for the completeness or accuracy of any of the information contained herein, and makes no representations about its suitability for any particular purpose. Users should make their own judgements about those matters and/or seek independent advice. You assume all risks associated with use of data provided on this page

Melton Race 9 Distance 2240m

Saturday, 21 September 2024

Gross Time: 2:45.70 MileRate: 1:59.00 LeadTime: 45.50s First Qtr: 30.10s Second Qtr: 30.10s Third Qtr: 29.60s Fourth Qtr: 30.40s

DATA TABLE: 800 / 400 Posi's are position from leader and (how wide the horse was at that position)

No	Horse	Plc	Mar	800 Posi	400 Posi	Time	3rd Qtr	4th Qt
8	MITCHELL WRAP	1	0.0m	16.8m (1)	3.0m (2)	2:45.65	28.57s	30.17s
2	LEANNE LEEANN	2	7.1m	7.2m (1)	2.8m (1)	2:46.18	29.27s	30.72s
11	ALDEBARAN BOYD	3	10.3m	20.8m (1)	9.4m (2)	2:46.41	28.75s	30.47s
3	DELS DESTINY	4	11.3m	31.0m (1)	18.0m (1)	2:46.49	28.64s	29.89s
4	HES THEMIGHTYSPIN	5	22.9m	7.0m (0)	4.8m (0)	2:47.35	29.42s	31.77s
7	COUNTESS CHIRON	6	24.0m	11.2m (0)	9.0m (0)	2:47.44	29.42s	31.53s
9	PARIS KAY	7	27.2m	12.2m (1)	7.8m (1)	2:47.67	29.25s	31.87s
6	NAKEDTRUTH	8	36.3m	0.0m (0)	0.0m (0)	2:48.36	29.56s	33.14s
1	AARDIES PEAK	9	36.5m	15.0m (0)	28.4m (1)	2:48.37	30.59s	31.01s
5	MIELICKI	10	40.7m	28.4m (0)	20.4m (0)	2:48.68	28.98s	31.93s
12	SERTORIUS	11	148.2m	42.6m (0)	70.0m (0)	2:56.70	31.57s	36.31s
10	PERFIDIOUS SUE	12	171.0m	26.8m (1)	23.8m (2)	2:58.40	29.23s	41.52s

Finish Position and metres gained

First Arrow shows distance gain/loss from 2nd Qtr to 3rd Qtr, Second Arrow shows distance gain/loss from 3rd Qtr to Finish
Blue arrow indicates best gain in these quarters.

