

Melton Race 1 Distance 1720m

Friday, 16 August 2024

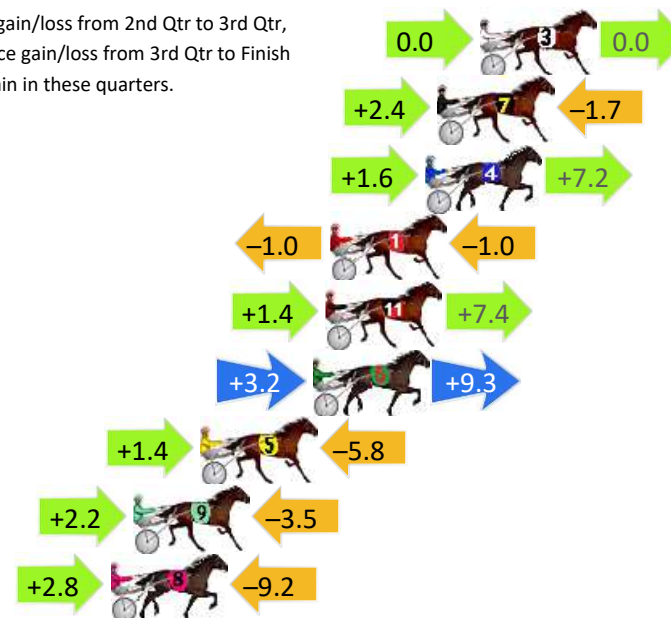
Gross Time: 2:04.50 MileRate: 1:56.50 LeadTime: 7.00s First Qtr: 29.10s Second Qtr: 31.60s Third Qtr: 28.50s Fourth Qtr: 28.30s

DATA TABLE: 800 / 400 Posi's are position from leader and (how wide the horse was at that position)

No	Horse	Plc	Mar	800 Posi	400 Posi	Time	3rd Qtr	4th Qt
3	PLATINUM JIVE	1	0.0m	0.0m (0)	0.0m (0)	2:04.46	28.50s	28.30s
7	SWEETGAMBLINGROSE	2	1.7m	2.4m (1)	0.0m (1)	2:04.59	28.33s	28.42s
4	TWISTING BY	3	2.2m	11.0m (1)	9.4m (2)	2:04.66	28.39s	27.79s
1	BREATHE EASY	4	6.0m	4.0m (0)	5.0m (0)	2:04.91	28.57s	28.37s
11	EMILY VINCENT	5	6.2m	15.0m (1)	13.6m (2)	2:04.93	28.40s	27.78s
6	SASSYOLA	6	6.7m	19.2m (1)	16.0m (1)	2:04.96	28.27s	27.65s
5	ROCKNROLL GRONK	7	11.2m	6.8m (1)	5.4m (2)	2:05.30	28.40s	28.71s
9	BETTES BLUE VIOLET	8	13.9m	12.6m (0)	10.4m (0)	2:05.50	28.35s	28.55s
8	AMPHIJET	9	14.8m	8.4m (0)	5.6m (1)	2:05.56	28.30s	28.95s

Finish Position and metres gained

First Arrow shows distance gain/loss from 2nd Qtr to 3rd Qtr,
Second Arrow shows distance gain/loss from 3rd Qtr to Finish
Blue arrow indicates best gain in these quarters.



800

Visual positions in race at 2nd Quarter



400

Visual positions in race at 3rd Quarter



Powered by



Harness Analyser

Sectional Analysis Software

Not just form | Free Trial

www.facebook.com/PJHarnessRacing



RISE Digital, Harness Racing Australia nor the provider accepts any responsibility for the completeness or accuracy of any of the information contained herein, and makes no representations about its suitability for any particular purpose. Users should make their own judgements about those matters and/or seek independent advice. You assume all risks associated with use of data provided on this page

Melton Race 2 Distance 1720m

Friday, 16 August 2024

Gross Time: 2:04.20 MileRate: 1:56.20 LeadTime: 7.10s First Qtr: 29.30s Second Qtr: 30.20s Third Qtr: 29.20s Fourth Qtr: 28.40s

DATA TABLE: 800 / 400 Posi's are position from leader and (how wide the horse was at that position)

NoHorse	Plc	Mar	800 Posi	400 Posi	Time	3rd Qtr	4th Qt
6 ANGEL OF ANGER	1	0.0m	0.0m (0)	0.0m (0)	2:04.17	29.20s	28.40s
4 OUR TRUE COLOURS	2	1.2m	7.0m (1)	6.0m (1)	2:04.25	29.12s	28.06s
3 HARLEY BLUE	3	2.3m	4.0m (0)	4.2m (0)	2:04.34	29.21s	28.27s
7 IMAGINATION ORO	4	2.9m	3.0m (1)	1.4m (1)	2:04.39	29.09s	28.51s
5 REDBANK MOLLY	5	4.6m	19.4m (1)	13.0m (1)	2:04.51	28.73s	27.81s
1 AUSSIEPRIDE	6	5.5m	8.0m (0)	8.2m (0)	2:04.57	29.21s	28.21s
9 MIDNIGHT MOJO	7	8.7m	11.0m (1)	9.0m (2)	2:04.82	29.06s	28.38s
8 KEAYANG SANTIAGO	8	8.9m	12.4m (0)	12.4m (0)	2:04.83	29.20s	28.15s
10 FREAK OUT	9	16.6m	15.4m (1)	13.6m (2)	2:05.41	29.07s	28.61s

Finish Position and metres gained

First Arrow shows distance gain/loss from 2nd Qtr to 3rd Qtr,
Second Arrow shows distance gain/loss from 3rd Qtr to Finish
Blue arrow indicates best gain in these quarters.



800

Visual positions in race at 2nd Quarter



400

Visual positions in race at 3rd Quarter



Powered by



Harness Analyser

Sectional Analysis Software

Not just form | Free Trial

www.facebook.com/PJHarnessRacing



RISE Digital, Harness Racing Australia nor the provider accepts any responsibility for the completeness or accuracy of any of the information contained herein, and makes no representations about its suitability for any particular purpose. Users should make their own judgements about those matters and/or seek independent advice. You assume all risks associated with use of data provided on this page

Melton Race 3 Distance 1720m

Friday, 16 August 2024


Gross Time: 2:03.20 MileRate: 1:55.30 LeadTime: 7.30s First Qtr: 28.50s Second Qtr: 29.70s Third Qtr: 28.20s Fourth Qtr: 29.50s

DATA TABLE: 800 / 400 Posi's are position from leader and (how wide the horse was at that position)

NoHorse	Plc	Mar	800 Posi	400 Posi	Time	3rd Qtr	4th Qt
4 NAI HARN BAY	1	0.0m	0.2m (1)	0.0m (0)	2:03.19	28.19s	29.50s
6 BETTING ON COURAGE	2	1.3m	14.4m (1)	13.2m (1)	2:03.28	28.13s	28.63s
9 SPECULATOR	3	7.6m	5.0m (1)	7.0m (1)	2:03.75	28.34s	29.54s
5 WATTLEBANK FLYER	4	13.7m	9.8m (1)	10.2m (2)	2:04.21	28.22s	29.76s
7 LOTAKEVI	5	21.4m	24.0m (1)	28.8m (1)	2:04.79	28.56s	28.96s
8 ETIZ AMODEL	6	21.7m	15.0m (0)	19.4m (1)	2:04.80	28.51s	29.67s
2 SNAZOLA	7	30.6m	4.2m (0)	10.2m (0)	2:05.47	28.60s	31.00s
1 BOND GIRL	8	40.1m	10.4m (0)	16.4m (0)	2:06.18	28.59s	31.24s
3 LESTER	9	89.3m	0.0m (0)	6.2m (0)	2:09.85	28.51s	35.59s

Finish Position and metres gained

First Arrow shows distance gain/loss from 2nd Qtr to 3rd Qtr,
Second Arrow shows distance gain/loss from 3rd Qtr to Finish
Blue arrow indicates best gain in these quarters.



Visual positions in race at 2nd Quarter



Visual positions in race at 3rd Quarter

Melton Race 4 Distance 2240m

Friday, 16 August 2024


Gross Time: 2:41.40 MileRate: 1:56.00 LeadTime: 43.70s First Qtr: 29.70s Second Qtr: 31.60s Third Qtr: 27.80s Fourth Qtr: 28.60s

DATA TABLE: 800 / 400 Posi's are position from leader and (how wide the horse was at that position)

No	Horse	Plc	Mar	800 Posi	400 Posi	Time	3rd Qtr	4th Qt
9	KOMODO	1	0.0m	0.0m (0)	0.0m (0)	2:41.40	27.80s	28.60s
6	MAXY WANTS TO PLAY	2	0.2m	10.6m (1)	13.4m (1)	2:41.41	28.01s	27.66s
10	BEST DEAL	3	3.3m	2.2m (1)	2.8m (1)	2:41.64	27.84s	28.64s
1	WOW YOU CAN DANCE	4	7.9m	8.2m (0)	10.2m (0)	2:41.99	27.94s	28.44s
2	OOH AH LISTAH	5	10.0m	4.2m (0)	5.6m (0)	2:42.15	27.89s	28.91s
5	TIL HEAVENS ROCKN	6	10.6m	3.8m (2)	8.2m (2)	2:42.19	28.11s	28.77s
8	STEEL RULER	7	13.0m	6.6m (1)	8.8m (1)	2:42.37	27.95s	28.90s
4	HIT THEROADJACK	8	18.7m	12.4m (0)	18.8m (1)	2:42.79	28.25s	28.59s
3	LOVE INA CHEVY	9	60.3m	9.0m (2)	17.6m (2)	2:45.90	28.36s	31.64s

Finish Position and metres gained

First Arrow shows distance gain/loss from 2nd Qtr to 3rd Qtr, Second Arrow shows distance gain/loss from 3rd Qtr to Finish
Blue arrow indicates best gain in these quarters.



800

Visual positions in race at 2nd Quarter



400

Visual positions in race at 3rd Quarter



Powered by



Harness Analyser

Sectional Analysis Software

Not just form | Free Trial

www.facebook.com/PJHarnessRacing



RISE Digital, Harness Racing Australia nor the provider accepts any responsibility for the completeness or accuracy of any of the information contained herein, and makes no representations about its suitability for any particular purpose. Users should make their own judgements about those matters and/or seek independent advice. You assume all risks associated with use of data provided on this page

Melton Race 5 Distance 1720m

Friday, 16 August 2024

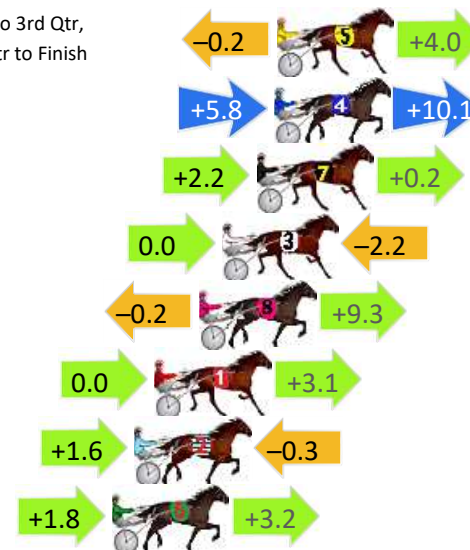
Gross Time: 2:02.50 MileRate: 1:54.60 LeadTime: 7.00s First Qtr: 29.00s Second Qtr: 29.00s Third Qtr: 28.20s Fourth Qtr: 29.30s

DATA TABLE: 800 / 400 Posi's are position from leader and (how wide the horse was at that position)

No	Horse	Plc	Mar	800 Posi	400 Posi	Time	3rd Qtr	4th Qt
5	DANCE AFFAIR	1	0.0m	3.8m (0)	4.0m (0)	2:02.50	28.22s	29.01s
4	TOPSIES BLING	2	0.1m	16.0m (1)	10.2m (2)	2:02.51	27.80s	28.56s
7	ZAHRA LOU	3	0.8m	3.2m (1)	1.0m (1)	2:02.56	28.04s	29.29s
3	CHASING REX	4	2.2m	0.0m (0)	0.0m (0)	2:02.66	28.20s	29.46s
8	PARADIGM	5	3.1m	12.2m (0)	12.4m (0)	2:02.74	28.23s	28.62s
1	CARRAMAR OLAM	6	4.9m	8.0m (0)	8.0m (0)	2:02.86	28.20s	29.07s
2	FERRIGNO	7	5.7m	7.0m (1)	5.4m (1)	2:02.94	28.09s	29.32s
6	SKY CITY	8	6.6m	11.6m (1)	9.8m (1)	2:02.99	28.08s	29.07s

Finish Position and metres gained

First Arrow shows distance gain/loss from 2nd Qtr to 3rd Qtr,
Second Arrow shows distance gain/loss from 3rd Qtr to Finish
Blue arrow indicates best gain in these quarters.



800

Visual positions in race at 2nd Quarter



400

Visual positions in race at 3rd Quarter



Melton Race 6 Distance 1720m

Friday, 16 August 2024

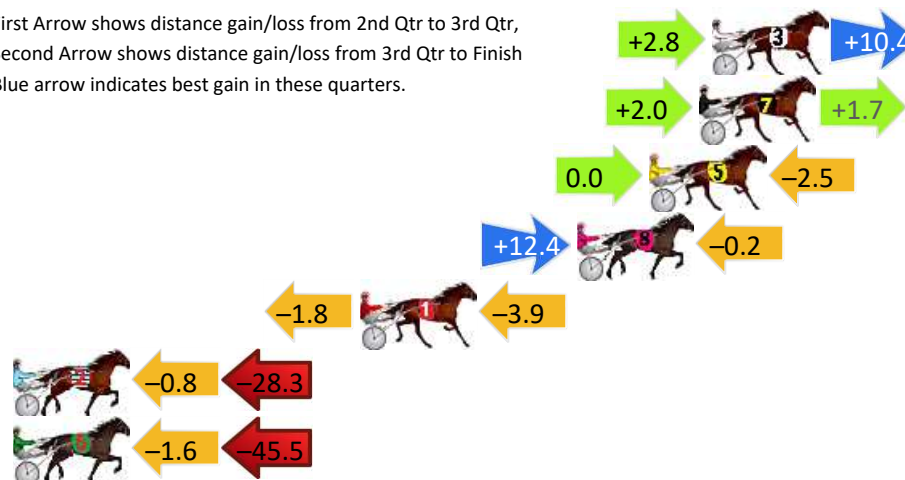
Gross Time: 2:01.60 MileRate: 1:53.80 LeadTime: 7.20s First Qtr: 28.20s Second Qtr: 29.00s Third Qtr: 28.50s Fourth Qtr: 28.70s

DATA TABLE: 800 / 400 Posi's are position from leader and (how wide the horse was at that position)

NoHorse	Plc	Mar	800 Posi	400 Posi	Time	3rd Qtr	4th Qt
3 SEATHESTARS	1	0.0m	13.2m (1)	10.4m (2)	2:01.60	28.30s	27.96s
7 STORMS COLLIDE	2	0.5m	4.2m (1)	2.2m (1)	2:01.64	28.36s	28.58s
5 THE LAST TRIP	3	2.5m	0.0m (0)	0.0m (0)	2:01.79	28.50s	28.88s
8 RUFF NUT	4	5.4m	17.6m (1)	5.2m (2)	2:02.01	27.62s	28.71s
1 YAWOMA	5	14.1m	8.4m (0)	10.2m (0)	2:02.66	28.63s	28.98s
2 MARTYR	6	33.7m	4.6m (0)	5.4m (0)	2:04.14	28.55s	30.72s
6 STORMY WOODS	7	55.7m	8.6m (1)	10.2m (1)	2:05.80	28.60s	31.95s


Finish Position and metres gained

First Arrow shows distance gain/loss from 2nd Qtr to 3rd Qtr,
Second Arrow shows distance gain/loss from 3rd Qtr to Finish
Blue arrow indicates best gain in these quarters.



800

Visual positions in race at 2nd Quarter



400

Visual positions in race at 3rd Quarter



Powered by



Harness Analyser

Sectional Analysis Software

Not just form | Free Trial

www.facebook.com/PJHarnessRacing



RISE Digital, Harness Racing Australia nor the provider accepts any responsibility for the completeness or accuracy of any of the information contained herein, and makes no representations about its suitability for any particular purpose. Users should make their own judgements about those matters and/or seek independent advice. You assume all risks associated with use of data provided on this page

Melton Race 7 Distance 1720m

Friday, 16 August 2024

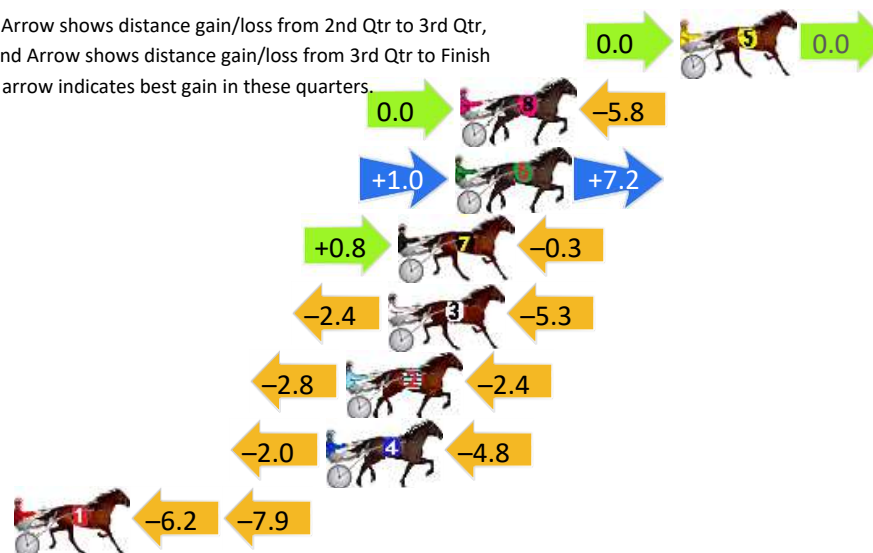
Gross Time: 2:01.60 MileRate: 1:53.80 LeadTime: 7.00s First Qtr: 29.50s Second Qtr: 30.00s Third Qtr: 27.10s Fourth Qtr: 28.00s

DATA TABLE: 800 / 400 Posi's are position from leader and (how wide the horse was at that position)

No	Horse	Plc	Mar	800 Posi	400 Posi	Time	3rd Qtr	4th Qt
5	DRAW A DREAM	1	0.0m	0.0m (0)	0.0m (0)	2:01.60	27.10s	28.00s
8	MONA MIA	2	8.8m	3.0m (1)	3.0m (1)	2:02.25	27.09s	28.40s
6	CLASSIC ANGELINA	3	9.0m	17.2m (0)	16.2m (1)	2:02.26	27.04s	27.50s
7	ELUSIVE	4	11.3m	11.8m (1)	11.0m (2)	2:02.43	27.04s	28.02s
3	SPIRIT OF PEARL	5	11.7m	4.0m (0)	6.4m (0)	2:02.46	27.26s	28.37s
2	ASMILEANDAWINX	6	13.4m	8.2m (0)	11.0m (0)	2:02.59	27.29s	28.17s
4	LOTTIE MOON	7	14.2m	7.4m (1)	9.4m (1)	2:02.65	27.23s	28.33s
1	VILLAGE VOICE	8	26.7m	12.6m (0)	18.8m (0)	2:03.57	27.52s	28.55s

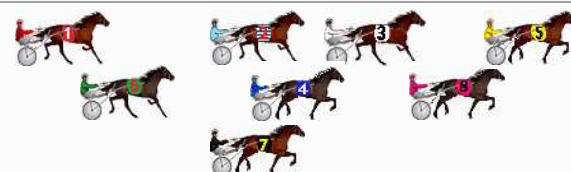
Finish Position and metres gained

First Arrow shows distance gain/loss from 2nd Qtr to 3rd Qtr,
Second Arrow shows distance gain/loss from 3rd Qtr to Finish
Blue arrow indicates best gain in these quarters.



800

Visual positions in race at 2nd Quarter



400

Visual positions in race at 3rd Quarter



Powered by



Harness Analyser

Sectional Analysis Software

Not just form | Free Trial

www.facebook.com/PJHarnessRacing



RISE Digital, Harness Racing Australia nor the provider accepts any responsibility for the completeness or accuracy of any of the information contained herein, and makes no representations about its suitability for any particular purpose. Users should make their own judgements about those matters and/or seek independent advice. You assume all risks associated with use of data provided on this page

Melton Race 8 Distance 1720m

Friday, 16 August 2024

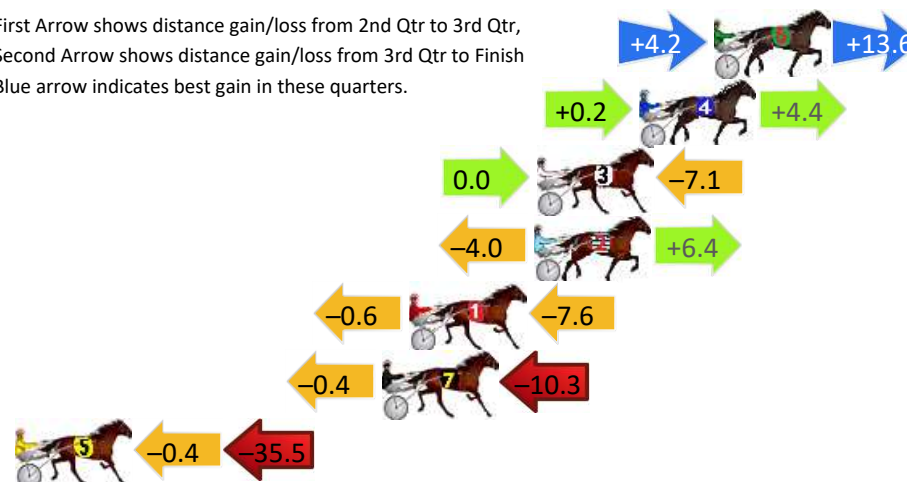
Gross Time: 2:07.30 MileRate: 1:59.10 LeadTime: 7.90s First Qtr: 30.60s Second Qtr: 31.00s Third Qtr: 28.90s Fourth Qtr: 28.90s

DATA TABLE: 800 / 400 Posi's are position from leader and (how wide the horse was at that position)

NoHorse	Plc	Mar	800 Posi	400 Posi	Time	3rd Qtr	4th Qt
6 REMUS PHOENIX	1	0.0m	17.8m (1)	13.6m (2)	2:07.30	28.60s	27.92s
4 ROCKY VALLEY	2	3.0m	7.6m (1)	7.4m (1)	2:07.53	28.89s	28.58s
3 ALDEBARAN CAMPBELL	3	7.1m	0.0m (0)	0.0m (0)	2:07.84	28.90s	29.41s
2 WITH APLOMB	4	7.2m	9.6m (0)	13.6m (0)	2:07.85	29.19s	28.44s
1 MAGIC LAW	5	12.2m	4.0m (0)	4.6m (0)	2:08.23	28.94s	29.45s
7 ALL THAT REMAINS	6	13.3m	2.6m (1)	3.0m (1)	2:08.31	28.93s	29.64s
5 FREIGHT SHAKER	7	48.7m	12.8m (1)	13.2m (1)	2:10.99	28.93s	31.45s

Finish Position and metres gained

First Arrow shows distance gain/loss from 2nd Qtr to 3rd Qtr,
Second Arrow shows distance gain/loss from 3rd Qtr to Finish
Blue arrow indicates best gain in these quarters.



800

Visual positions in race at 2nd Quarter



400

Visual positions in race at 3rd Quarter



Powered by



Harness Analyser

Sectional Analysis Software

Not just form | Free Trial

www.facebook.com/PJHarnessRacing



RISE Digital, Harness Racing Australia nor the provider accepts any responsibility for the completeness or accuracy of any of the information contained herein, and makes no representations about its suitability for any particular purpose. Users should make their own judgements about those matters and/or seek independent advice. You assume all risks associated with use of data provided on this page

Melton Race 9 Distance 1720m

Friday, 16 August 2024

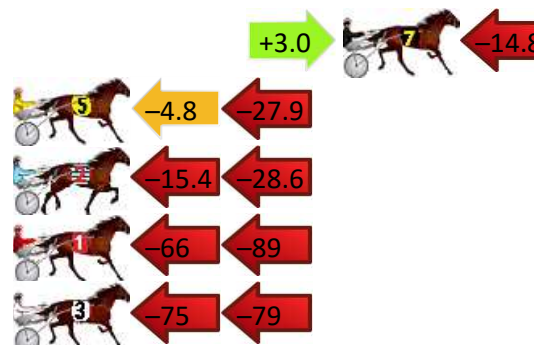
Gross Time: 2:08.60 MileRate: 2:00.40 LeadTime: 8.20s First Qtr: 30.80s Second Qtr: 30.20s Third Qtr: 30.00s Fourth Qtr: 29.40s

DATA TABLE: 800 / 400 Posi's are position from leader and (how wide the horse was at that position)

NoHorse	Plc	Mar	800 Posi	400 Posi	Time	3rd Qtr	4th Qt
4 SAM NIEN	1	0.0m	15.0m (2)	3.2m (1)	2:08.60	29.13s	29.17s
6 CARLA PIXIE	2	1.4m	6.8m (0)	9.4m (1)	2:08.71	30.19s	28.82s
7 KARBINE	3	14.8m	3.0m (1)	0.0m (0)	2:09.74	29.79s	30.48s
5 SEBASTIANS WAITING	4	32.7m	0.0m (0)	4.8m (0)	2:11.12	30.38s	31.44s
2 ALDEBARAN ABEL	5	63.6m	19.6m (0)	35.0m (0)	2:13.50	31.16s	31.49s
1 STEADY DREAM	6	168.3m	14.2m (0)	80.0m (0)	2:21.57	34.92s	35.85s
3 ROCKINWITHSTYLE	7	169.0m	15.2m (1)	90.0m (0)	2:21.63	35.58s	35.17s

Finish Position and metres gained

First Arrow shows distance gain/loss from 2nd Qtr to 3rd Qtr, Second Arrow shows distance gain/loss from 3rd Qtr to Finish Blue arrow indicates best gain in these quarters.



800

Visual positions in race at 2nd Quarter



400

Visual positions in race at 3rd Quarter



Powered by



Harness Analyser

Sectional Analysis Software

Not just form | Free Trial

www.facebook.com/PJHarnessRacing



RISE Digital, Harness Racing Australia nor the provider accepts any responsibility for the completeness or accuracy of any of the information contained herein, and makes no representations about its suitability for any particular purpose. Users should make their own judgements about those matters and/or seek independent advice. You assume all risks associated with use of data provided on this page