


Melton Race 1 Distance 1200m

Wednesday, 16 August 2023

Gross Time: 1:26.20 MileRate: 1:55.60 LeadTime: 0.00s First Qtr: 0.00s Second Qtr: 28.40s Third Qtr: 30.10s Fourth Qtr: 27.80s

NoHorse	Plc	Mar	800 Posi	400 Posi	Time	3rd Qtr	4th Qtr
2 SHADY DANCER	1	0.0m	0.0m (0)	0.0m (0)	1:26.20	30.10s	27.80s
6 NAI HARN BAY	2	2.5m	4.0m (0)	4.4m (0)	1:26.39	30.12s	27.67s
7 ONECROWDEDHOUR	3	6.7m	8.4m (0)	8.6m (0)	1:26.70	30.11s	27.67s
5 TREACHEROUSTIMES	4	7.9m	6.2m (1)	2.2m (1)	1:26.80	29.83s	28.19s
8 TOPHUT JOHNY	5	9.2m	14.4m (1)	3.0m (2)	1:26.89	29.30s	28.23s
3 SHAWAMI LASS	6	9.8m	10.4m (1)	6.6m (1)	1:26.94	29.84s	28.02s
9 FINAL BOW	7	11.7m	18.4m (1)	7.2m (2)	1:27.07	29.31s	28.11s
10 LOYOLA GOLF	8	15.3m	21.0m (0)	11.8m (2)	1:27.34	29.45s	28.04s

Finish Position and metres gained from 800m



PJ Harness Analyser

Sectional Analysis Software – Not just a formguide!

www.facebook.com/PJHarnessRacing



RISE Digital, Harness Racing Australia nor the provider accepts any responsibility for the completeness or accuracy of any of the information contained herein, and makes no representations about its suitability for any particular purpose. Users should make their own judgements about those matters and/or seek independent advice. You assume all risks associated with use of data provided on this page

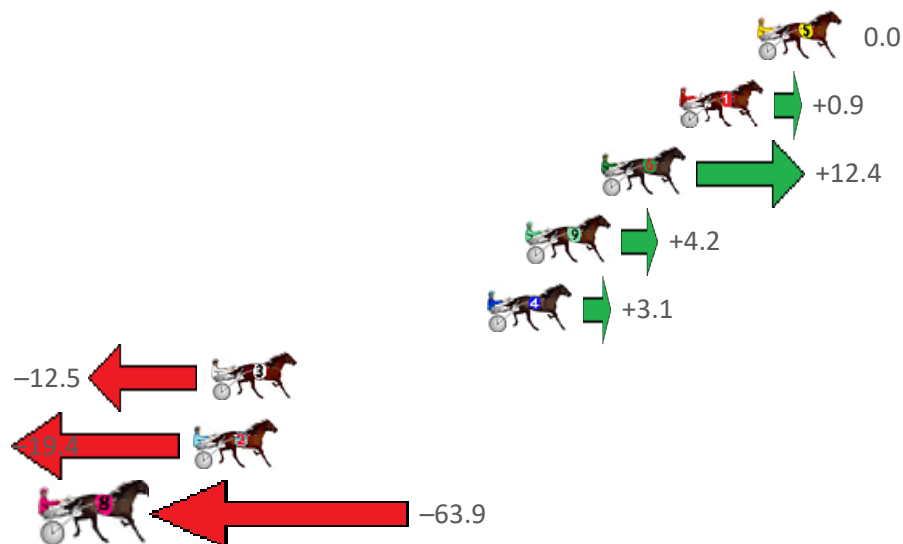
Melton Race 2 Distance 1200m

Wednesday, 16 August 2023

Gross Time: 1:24.60 MileRate: 1:53.40 LeadTime: 0.00s First Qtr: 0.00s Second Qtr: 27.30s Third Qtr: 28.50s Fourth Qtr: 28.90s

NoHorse	Plc	Mar	800 Posi	400 Posi	Time	3rd Qtr	4th Qtr
5 SPUN SILVER	1	0.0m	0.0m (0)	0.0m (0)	1:24.56	28.50s	28.90s
1 TWINKLE TWINKLE	2	3.1m	4.0m (0)	4.2m (0)	1:24.80	28.51s	28.82s
6 IMPULSIVE GEORGE	3	6.2m	18.6m (1)	20.2m (0)	1:25.03	28.62s	27.89s
9 GOODTIME STRYKER	4	9.2m	13.4m (0)	9.6m (0)	1:25.26	28.23s	28.87s
4 MADAME WEST	5	10.7m	13.8m (1)	15.6m (0)	1:25.37	28.63s	28.55s
3 OUR MIKI DIVA	6	21.7m	9.2m (1)	11.4m (1)	1:26.19	28.65s	29.64s
2 BINNO MAJOR	7	22.4m	3.0m (1)	6.8m (1)	1:26.24	28.76s	30.02s
8 OURBEACHBABE	8	77.1m	13.2m (2)	16.6m (1)	1:30.32	28.71s	33.25s

Finish Position and metres gained from 800m







PJ Harness Analyser

Sectional Analysis Software – Not just a formguide!

www.facebook.com/PJHarnessRacing



RISE Digital, Harness Racing Australia nor the provider accepts any responsibility for the completeness or accuracy of any of the information contained herein, and makes no representations about its suitability for any particular purpose. Users should make their own judgements about those matters and/or seek independent advice. You assume all risks associated with use of data provided on this page

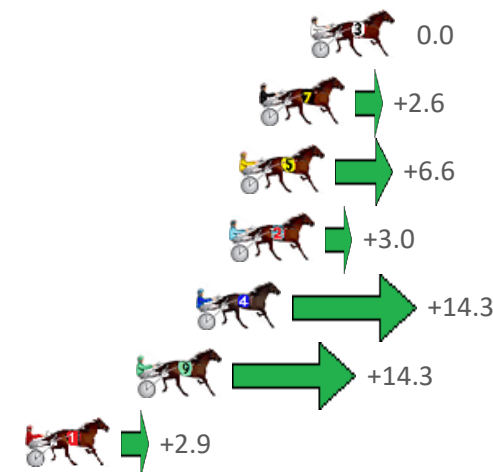
Melton Race 3 Distance 1200m

Wednesday, 16 August 2023

Gross Time: 1:24.90 MileRate: 1:53.80 LeadTime: 0.00s First Qtr: 0.00s Second Qtr: 26.70s Third Qtr: 28.90s Fourth Qtr: 29.30s

NoHorse	Plc	Mar	800 Posi	400 Posi	Time	3rd Qtr	4th Qtr
3 TREACHEROUS REIG	1	0.0m	0.0m (0)	0.0m (0)	1:24.86	28.90s	29.30s
7 DESMOND	2	2.0m	4.6m (1)	2.8m (1)	1:25.01	28.77s	29.24s
5 PLAINS IN HEAVEN	3	2.8m	9.4m (1)	7.4m (1)	1:25.07	28.76s	28.96s
2 MAGNETIZE	4	3.2m	6.2m (0)	6.2m (0)	1:25.10	28.90s	29.08s
4 JUDES DUDE	5	4.5m	18.8m (1)	10.6m (2)	1:25.20	28.31s	28.86s
9 VERY TEMPTING	6	6.9m	21.2m (0)	15.4m (0)	1:25.38	28.48s	28.68s
1 MONSIEUR FLAMEL	7	11.3m	14.2m (0)	10.2m (0)	1:25.70	28.61s	29.38s
8 CEE CEE NORMAN	8	29.7m	24.2m (1)	18.0m (1)	1:27.08	28.45s	30.15s

Finish Position and metres gained from 800m



PJ Harness Analyser

Sectional Analysis Software – Not just a formguide!

www.facebook.com/PJHarnessRacing



RISE Digital, Harness Racing Australia nor the provider accepts any responsibility for the completeness or accuracy of any of the information contained herein, and makes no representations about its suitability for any particular purpose. Users should make their own judgements about those matters and/or seek independent advice. You assume all risks associated with use of data provided on this page

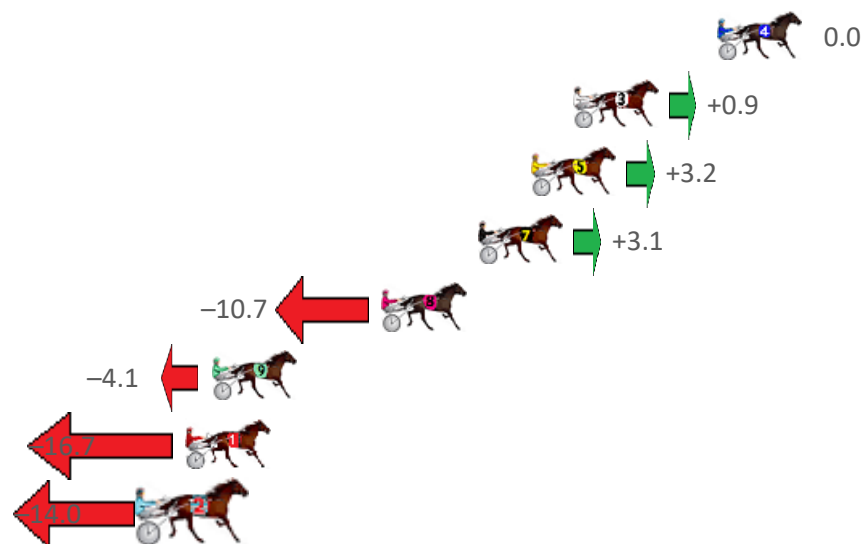
Melton Race 4 Distance 1200m

Wednesday, 16 August 2023

Gross Time: 1:26.80 MileRate: 1:56.40 LeadTime: 0.00s First Qtr: 0.00s Second Qtr: 27.90s Third Qtr: 30.20s Fourth Qtr: 28.80s

NoHorse	Plc	Mar	800 Posi	400 Posi	Time	3rd Qtr	4th Qtr
4 RINGER RUSS	1	0.0m	0.0m (0)	0.0m (0)	1:26.82	30.20s	28.80s
3 MISTER FINNIGAN	2	5.7m	6.6m (1)	4.8m (1)	1:27.25	30.07s	28.86s
5 MY BELLE AND ME	3	7.4m	10.6m (1)	9.0m (1)	1:27.37	30.08s	28.69s
7 MANHATTAN LASS	4	9.5m	12.6m (0)	13.2m (1)	1:27.53	30.24s	28.54s
8 STAR RULER	5	13.3m	2.6m (1)	0.6m (1)	1:27.81	30.08s	29.71s
9 HEAR THE CALL	6	20.1m	16.0m (1)	9.8m (2)	1:28.32	29.76s	29.54s
1 FIRE OFFICIAL	7	21.1m	4.4m (0)	5.2m (0)	1:28.39	30.29s	29.94s
2 WONDERFORCE	8	22.6m	8.6m (0)	9.6m (0)	1:28.50	30.30s	29.73s

Finish Position and metres gained from 800m







Harness Analyser

Sectional Analysis Software – Not just a formguide!

www.facebook.com/PJHarnessRacing



RISE Digital, Harness Racing Australia nor the provider accepts any responsibility for the completeness or accuracy of any of the information contained herein, and makes no representations about its suitability for any particular purpose. Users should make their own judgements about those matters and/or seek independent advice. You assume all risks associated with use of data provided on this page

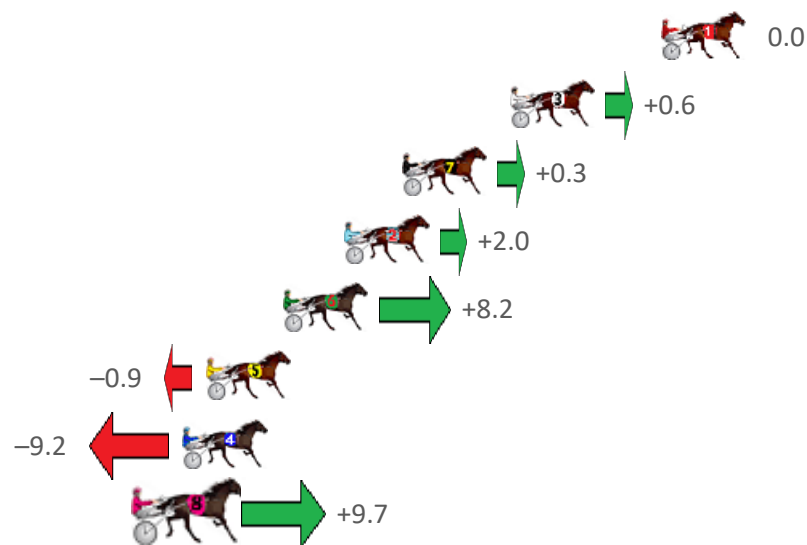
Melton Race 5 Distance 1200m

Wednesday, 16 August 2023

Gross Time: 1:22.90 MileRate: 1:51.20 LeadTime: 0.00s First Qtr: 0.00s Second Qtr: 26.60s Third Qtr: 27.90s Fourth Qtr: 28.40s

NoHorse	Plc	Mar	800 Posi	400 Posi	Time	3rd Qtr	4th Qtr
1 BOLRAMSKI	1	0.0m	0.0m (0)	0.0m (0)	1:22.86	27.90s	28.40s
3 TELEMACHUS	2	6.0m	6.6m (0)	5.6m (0)	1:23.31	27.83s	28.43s
7 SAMMYS IDEAL	3	10.3m	10.6m (0)	9.8m (0)	1:23.62	27.84s	28.44s
2 BRONSKI ROYAL	4	12.6m	14.6m (0)	14.2m (0)	1:23.80	27.87s	28.29s
6 DUFFY HOLLOW	5	15.0m	23.2m (0)	16.0m (1)	1:23.97	27.40s	28.33s
5 BUDD SIDEWINDER	6	18.1m	17.2m (1)	11.0m (1)	1:24.21	27.46s	28.90s
4 REGAL ROCK	7	19.0m	9.8m (1)	6.8m (1)	1:24.27	27.68s	29.26s
8 BALENCIAGO	8	20.5m	30.2m (1)	20.0m (1)	1:24.39	27.19s	28.44s

Finish Position and metres gained from 800m



PJ Harness Analyser

Sectional Analysis Software – Not just a formguide!

www.facebook.com/PJHarnessRacing



RISE Digital, Harness Racing Australia nor the provider accepts any responsibility for the completeness or accuracy of any of the information contained herein, and makes no representations about its suitability for any particular purpose. Users should make their own judgements about those matters and/or seek independent advice. You assume all risks associated with use of data provided on this page

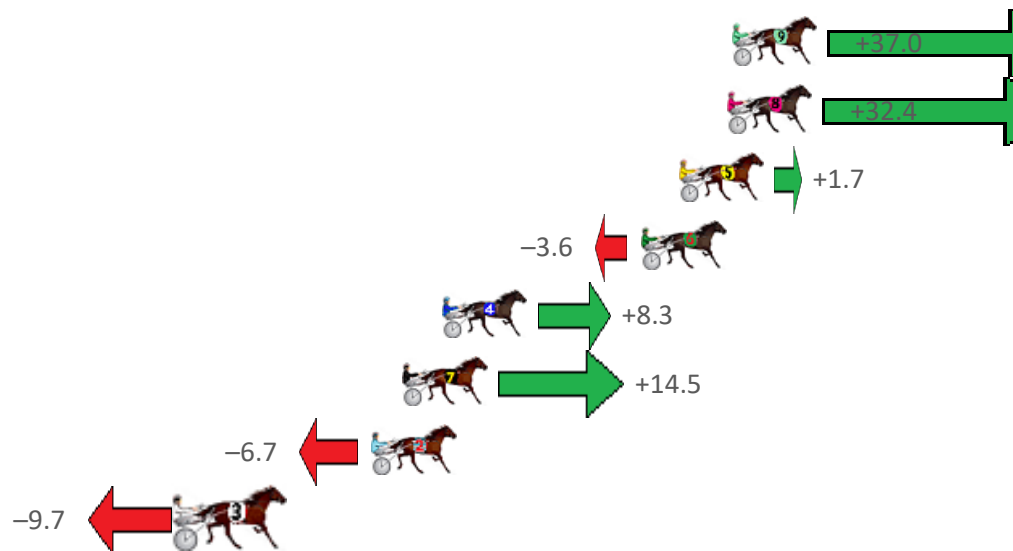
Melton Race 6 Distance 1200m

Wednesday, 16 August 2023

Gross Time: 1:24.50 MileRate: 1:53.30 LeadTime: 0.00s First Qtr: 0.00s Second Qtr: 26.60s Third Qtr: 29.70s Fourth Qtr: 28.30s

NoHorse	Plc	Mar	800 Posi	400 Posi	Time	3rd Qtr	4th Qtr
9 BEACH HOPPER	1	0.0m	37.0m (0)	13.4m (2)	1:24.54	27.98s	27.36s
8 TALLARAS SHADOW	2	0.2m	32.6m (0)	9.8m (1)	1:24.56	28.04s	27.62s
5 BARRA MAC	3	2.1m	3.8m (0)	4.0m (0)	1:24.69	29.71s	28.17s
6 SURFSUP	4	3.6m	0.0m (1)	0.0m (0)	1:24.81	29.71s	28.55s
4 BROADWAYS GIRL	5	11.5m	19.8m (0)	1.8m (1)	1:25.40	28.42s	28.98s
7 MAC SHADOW	6	13.1m	27.6m (0)	5.8m (1)	1:25.52	28.14s	28.81s
2 SHEISWATCHING	7	14.3m	7.6m (0)	8.2m (0)	1:25.60	29.75s	28.73s
3 BLISSFULL LILLY	8	21.7m	12.0m (0)	13.4m (0)	1:26.16	29.82s	28.88s

Finish Position and metres gained from 800m



PJ Harness Analyser

Sectional Analysis Software – Not just a formguide!

www.facebook.com/PJHarnessRacing



RISE Digital, Harness Racing Australia nor the provider accepts any responsibility for the completeness or accuracy of any of the information contained herein, and makes no representations about its suitability for any particular purpose. Users should make their own judgements about those matters and/or seek independent advice. You assume all risks associated with use of data provided on this page

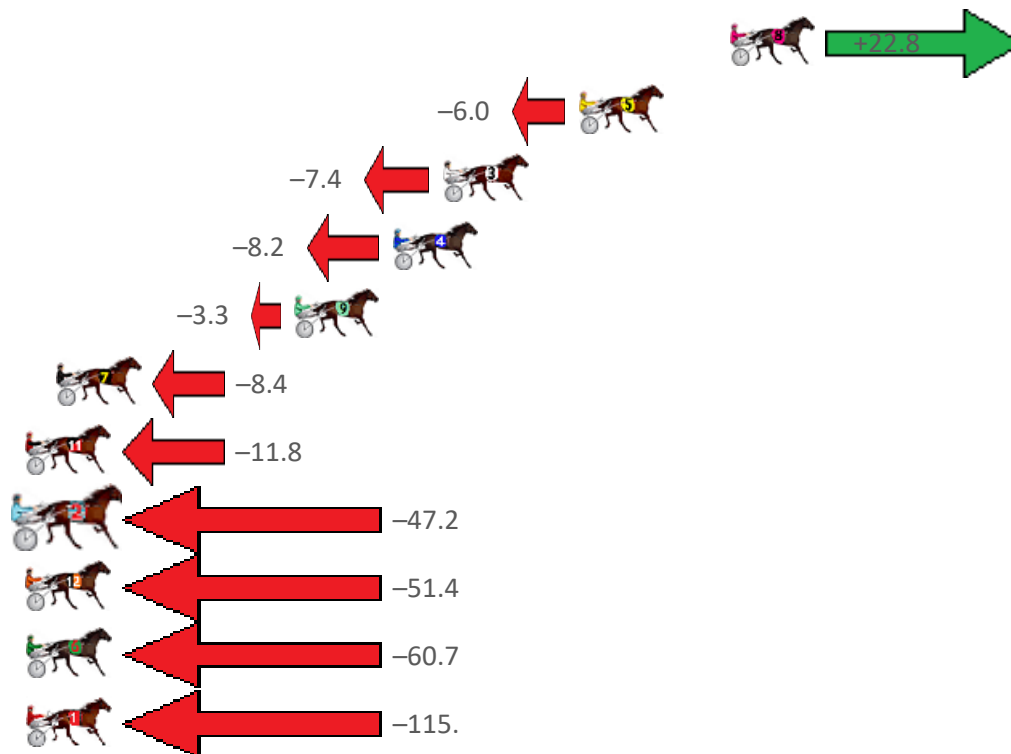
Melton Race 7 Distance 2240m

Wednesday, 16 August 2023

Gross Time: 2:47.30 MileRate: 2:00.20 LeadTime: 46.70s First Qtr: 32.10s Second Qtr: 30.70s Third Qtr: 28.70s Fourth Qtr: 29.10s

NoHorse	Plc	Mar	800 Posi	400 Posi	Time	3rd Qtr	4th Qtr
8 IRON LOVE	1	0.0m	22.8m (2)	13.4m (1)	2:47.33	28.03s	28.13s
5 JAKARTA	2	6.0m	0.0m (0)	0.0m (0)	2:47.79	28.70s	29.53s
3 MORE WANTED	3	11.4m	4.0m (0)	4.2m (0)	2:48.19	28.71s	29.62s
4 LEANNE LEEANN	4	13.4m	5.2m (1)	3.0m (1)	2:48.33	28.54s	29.85s
9 IMPERIAL WHIZ	5	17.3m	14.0m (1)	8.6m (1)	2:48.62	28.31s	29.73s
7 GRUMPEE	6	26.8m	18.4m (2)	15.2m (0)	2:49.33	28.46s	29.94s
11 KINGS GUARD	7	35.0m	23.2m (1)	24.0m (1)	2:49.94	28.75s	29.90s
2 SHEETWEB WEAVER	8	57.2m	10.0m (1)	7.0m (2)	2:51.60	28.46s	32.73s
12 HIGH IN THE SKY	9	64.8m	13.4m (0)	27.6m (0)	2:52.16	29.70s	31.79s
6 SUPER SERVICE	10	79.1m	18.4m (1)	45.0m (0)	2:53.23	30.59s	31.57s
1 SCAR	11	125.3m	9.4m (0)	60.0m (0)	2:56.68	32.30s	33.82s

Finish Position and metres gained from 800m



PJ Harness Analyser

Sectional Analysis Software - Not just a formguide!

www.facebook.com/PJHarnessRacing



RISE Digital, Harness Racing Australia nor the provider accepts any responsibility for the completeness or accuracy of any of the information contained herein, and makes no representations about its suitability for any particular purpose. Users should make their own judgements about those matters and/or seek independent advice. You assume all risks associated with use of data provided on this page

Melton Race 8 Distance 2240m

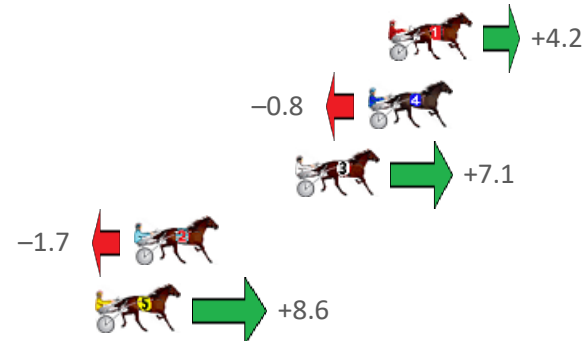
Wednesday, 16 August 2023

Gross Time: 2:48.50 MileRate: 2:01.00 LeadTime: 48.40s First Qtr: 32.00s Second Qtr: 31.40s Third Qtr: 29.70s Fourth Qtr: 27.00s

NoHorse	Plc	Mar	800 Posi	400 Posi	Time	3rd Qtr	4th Qtr
1 TWISTING BY	1	0.0m	4.2m (0)	4.2m (0)	2:48.48	29.69s	26.72s
4 HEATSEEKER	2	0.8m	0.0m (0)	0.0m (0)	2:48.54	29.70s	27.05s
3 SHOOBEE'S SPIRIT	3	3.7m	10.8m (1)	2.8m (1)	2:48.76	29.14s	27.06s
2 CAPTAIN BOAK	4	10.1m	8.4m (0)	8.6m (0)	2:49.23	29.72s	27.10s
5 IM WESLEY	5	11.6m	20.2m (1)	11.4m (1)	2:49.35	29.08s	27.01s
7 I KNEW NOT WHERE	6	23.9m	16.2m (1)	7.0m (1)	2:50.26	29.11s	28.13s



Finish Position and metres gained from 800m



PJ Harness Analyser

Sectional Analysis Software – Not just a formguide!

www.facebook.com/PJHarnessRacing



RISE Digital, Harness Racing Australia nor the provider accepts any responsibility for the completeness or accuracy of any of the information contained herein, and makes no representations about its suitability for any particular purpose. Users should make their own judgements about those matters and/or seek independent advice. You assume all risks associated with use of data provided on this page

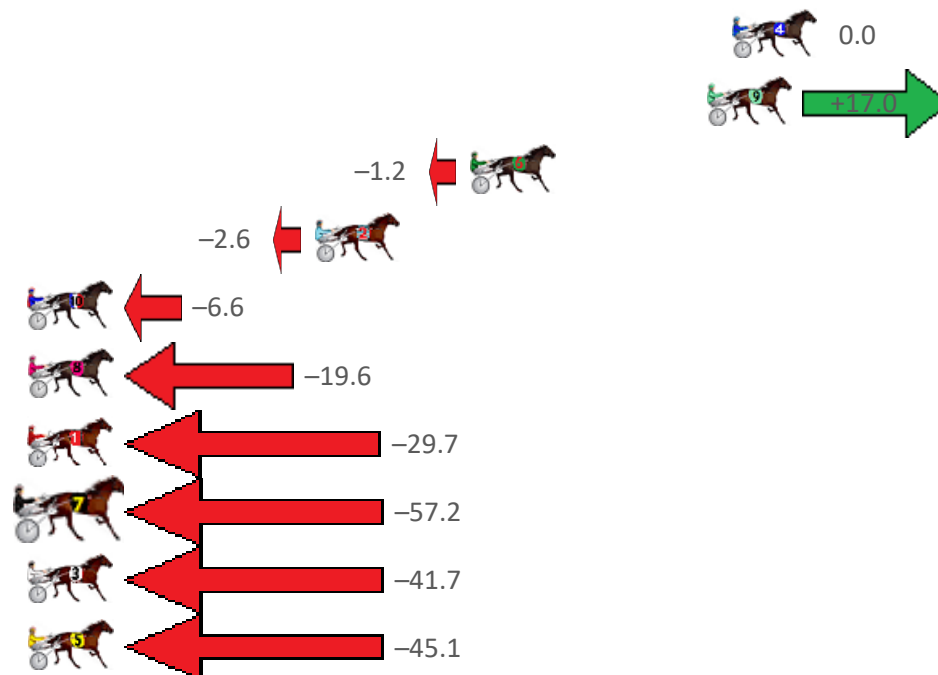
Melton Race 9 Distance 1720m

Wednesday, 16 August 2023

Gross Time: 2:09.00 MileRate: 2:00.70 LeadTime: 7.50s First Qtr: 29.10s Second Qtr: 31.10s Third Qtr: 30.00s Fourth Qtr: 31.30s

NoHorse	Plc	Mar	800 Posi	400 Posi	Time	3rd Qtr	4th Qtr
4 SORELLA	1	0.0m	0.0m (0)	0.0m (0)	2:08.98	30.00s	31.30s
9 KYVALLEY ARCHER	2	1.0m	18.0m (2)	13.8m (2)	2:09.06	29.70s	30.30s
6 LUCID	3	10.4m	9.2m (2)	8.2m (0)	2:09.76	29.92s	31.47s
2 GAELIC SON	4	16.6m	14.0m (2)	14.0m (1)	2:10.22	30.00s	31.50s
10 ALDEBARAN BREE	5	28.6m	22.0m (2)	20.2m (1)	2:11.12	29.85s	31.95s
8 COL DU GRANON	6	28.8m	9.2m (0)	22.0m (0)	2:11.13	30.96s	31.83s
1 SOUTHBOUND RED	7	33.9m	4.2m (0)	17.0m (0)	2:11.51	30.95s	32.62s
7 ALDEBARAN YEURIAL	8	63.6m	6.4m (1)	26.4m (1)	2:13.72	31.46s	34.19s
3 ADJURE	9	64.9m	23.2m (0)	40.0m (0)	2:13.82	31.24s	33.24s
5 ALDEBARAN FRED A	10	120.1m	75.0m (0)	100.0m (0)	2:17.94	31.87s	32.86s

Finish Position and metres gained from 800m





PJ Harness Analyser

Sectional Analysis Software – Not just a formguide!

www.facebook.com/PJHarnessRacing



RISE Digital, Harness Racing Australia nor the provider accepts any responsibility for the completeness or accuracy of any of the information contained herein, and makes no representations about its suitability for any particular purpose. Users should make their own judgements about those matters and/or seek independent advice. You assume all risks associated with use of data provided on this page

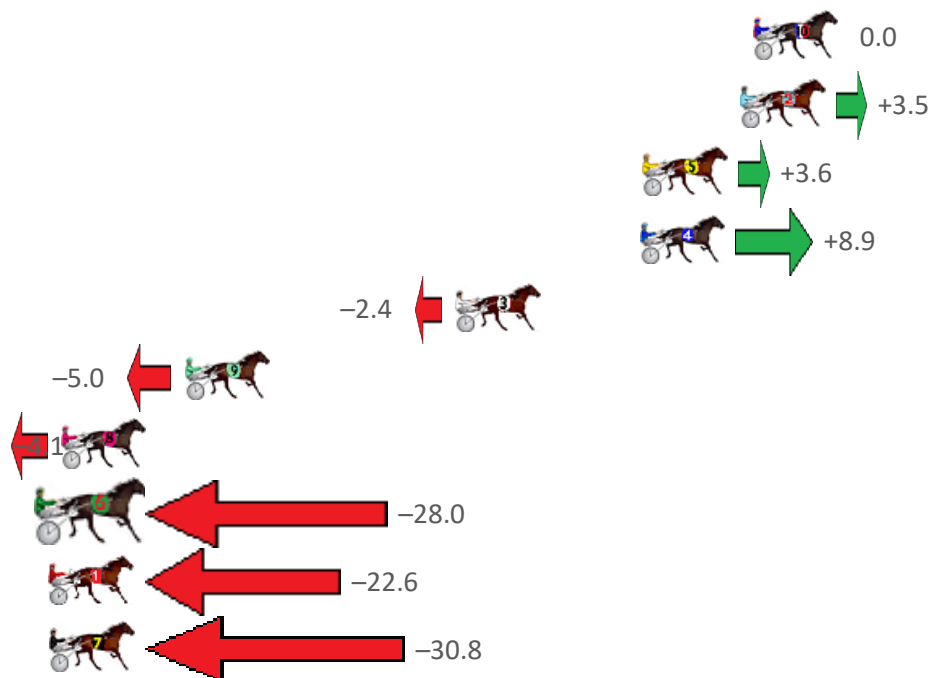
Melton Race 10 Distance 2240m

Wednesday, 16 August 2023

Gross Time: 2:50.10 MileRate: 2:02.20 LeadTime: 48.10s First Qtr: 31.80s Second Qtr: 30.60s Third Qtr: 29.30s Fourth Qtr: 30.30s

NoHorse	Plc	Mar	800 Posi	400 Posi	Time	3rd Qtr	4th Qtr
10 BEE BEE BERO	1	0.0m	0.0m (0)	0.0m (0)	2:50.06	29.30s	30.30s
2 DICKO DIXON	2	0.5m	4.0m (0)	7.0m (0)	2:50.12	29.53s	29.81s
5 MY HIGH PEAK	3	4.4m	8.0m (0)	11.0m (0)	2:50.39	29.53s	29.80s
4 TE AMO	4	4.5m	13.4m (1)	17.6m (2)	2:50.40	29.63s	29.31s
3 SHADOW JUSTICE	5	11.8m	9.4m (1)	13.4m (2)	2:50.94	29.60s	30.18s
9 BLANCO CANYON	6	22.6m	17.6m (1)	22.6m (2)	2:51.75	29.67s	30.30s
8 LADY BE LUCKY	7	27.5m	23.4m (1)	24.4m (3)	2:52.12	29.37s	30.53s
6 CAPTAIN GRAYWOOD	8	32.8m	4.8m (1)	13.2m (1)	2:52.51	29.90s	31.78s
1 SURPRISE TO ME	9	35.8m	13.2m (0)	22.2m (0)	2:52.74	29.95s	31.32s
7 TIARA STRIDE	10	48.0m	17.2m (0)	24.4m (1)	2:53.64	29.80s	32.08s

Finish Position and metres gained from 800m



PJ Harness Analyser

Sectional Analysis Software - Not just a formguide!

www.facebook.com/PJHarnessRacing



RISE Digital, Harness Racing Australia nor the provider accepts any responsibility for the completeness or accuracy of any of the information contained herein, and makes no representations about its suitability for any particular purpose. Users should make their own judgements about those matters and/or seek independent advice. You assume all risks associated with use of data provided on this page

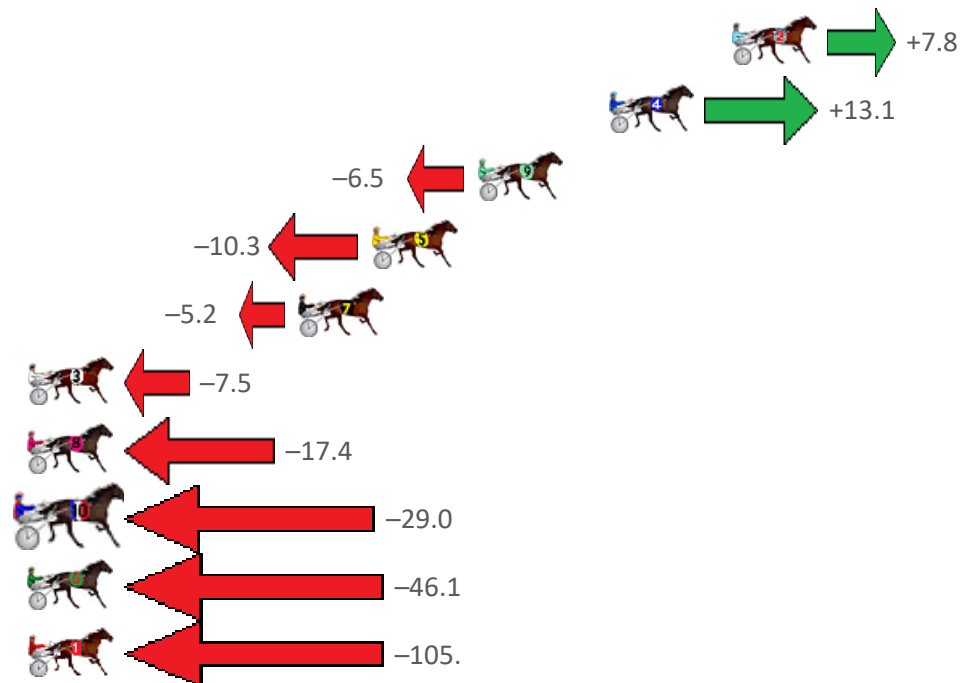
Melton Race 11 Distance 2240m

Wednesday, 16 August 2023

Gross Time: 2:51.30 MileRate: 2:03.00 LeadTime: 47.20s First Qtr: 31.70s Second Qtr: 31.50s Third Qtr: 31.30s Fourth Qtr: 29.60s

NoHorse	Plc	Mar	800 Posi	400 Posi	Time	3rd Qtr	4th Qtr
2 BUCKLES	1	0.0m	7.8m (1)	0.0m (2)	2:51.27	30.71s	29.60s
4 MISTA WALKER	2	4.9m	18.0m (0)	11.2m (1)	2:51.64	30.77s	29.14s
9 STICK WITH ME	3	10.1m	3.6m (1)	0.0m (1)	2:52.02	31.05s	30.34s
5 KYVALLEY HELEN	4	14.3m	4.0m (0)	4.4m (1)	2:52.34	31.35s	30.33s
7 KYVALLEY SURFRIDE	5	17.2m	12.0m (1)	5.4m (2)	2:52.55	30.83s	30.47s
3 WILCANNIA	6	28.3m	20.8m (1)	11.2m (2)	2:53.38	30.61s	30.86s
8 MONT SALLY	7	33.4m	16.0m (1)	8.8m (0)	2:53.76	30.81s	31.41s
10 RIOTERRA	8	42.8m	13.8m (0)	19.4m (0)	2:54.46	31.77s	31.32s
6 DAIMYO	9	46.1m	0.0m (0)	3.6m (0)	2:54.71	31.66s	32.73s
1 MAJESTIC MATADOR	10	115.1m	9.4m (0)	25.4m (0)	2:59.85	32.70s	36.20s

Finish Position and metres gained from 800m







PJ Harness Analyser

Sectional Analysis Software – Not just a formguide!

www.facebook.com/PJHarnessRacing



RISE Digital, Harness Racing Australia nor the provider accepts any responsibility for the completeness or accuracy of any of the information contained herein, and makes no representations about its suitability for any particular purpose. Users should make their own judgements about those matters and/or seek independent advice. You assume all risks associated with use of data provided on this page