

Melton Race 1 Distance 1720m

Saturday, 16 May 2026

Gross Time: 2:02.00 MileRate: 1:54.10 LeadTime: 6.80s First Qtr: 28.40s Second Qtr: 30.60s Third Qtr: 28.65s Fourth Qtr: 27.55s

DATA TABLE: 800 / 400 Posi's are position from leader and (how wide the horse was at that position)

No	Horse	Plc	Mar	800 Posi	400 Posi	Time	3rd Qtr	4th Qt
1	GOOD TOBE LOCKSLEY	1	0.0m	4.2m (0)	4.0m (0)	2:02.00	28.63s	27.28s
5	HOORAH PHILTRA	2	0.2m	0.0m (0)	0.0m (0)	2:02.01	28.65s	27.56s
4	ROYAL APPOINTMENT	3	6.1m	6.8m (1)	5.6m (2)	2:02.44	28.57s	27.58s
8	KATUNGA EXPRESS	4	8.2m	8.4m (0)	8.0m (0)	2:02.59	28.62s	27.56s
3	LUVA SCRAP	5	10.5m	11.2m (1)	9.8m (1)	2:02.76	28.55s	27.60s
12	SAVON DE ROCHE	6	10.6m	19.4m (1)	13.6m (2)	2:02.77	28.24s	27.34s
13	HIGHLANDHARTBRE AKA	7	11.7m	20.2m (0)	18.2m (1)	2:02.85	28.50s	27.10s
9	MORRIS BROWN	8	12.6m	12.2m (0)	12.0m (0)	2:02.91	28.64s	27.59s
11	MAAS BETTING AGAIN	9	13.2m	16.2m (0)	16.0m (0)	2:02.96	28.63s	27.36s
6	BIZZNESS CLASS	10	14.8m	15.4m (1)	14.0m (1)	2:03.07	28.55s	27.60s
7	GUEST ARTIST	11	15.7m	20.0m (2)	9.6m (2)	2:03.14	27.93s	27.97s
2	OZZIE CORKA	12	16.4m	2.8m (1)	2.4m (1)	2:03.19	28.64s	28.51s

Finish Position and metres gained

First Arrow shows distance gain/loss from 2nd Qtr to 3rd Qtr, Second Arrow shows distance gain/loss from 3rd Qtr to Finish
Blue arrow indicates best gain in these quarters.



800

Visual positions in race at 2nd Quarter



400

Visual positions in race at 3rd Quarter



Sectional Analysis Software

Not just form | Free Trial

www.facebook.com/PJHarnessRacing



RISE Digital, Harness Racing Australia nor the provider accepts any responsibility for the completeness or accuracy of any of the information contained herein, and makes no representations about its suitability for any particular purpose. Users should make their own judgements about those matters and/or seek independent advice. You assume all risks associated with use of data provided on this page

Melton Race 2 Distance 1720m

Saturday, 16 May 2026


Gross Time: 1:59.60 MileRate: 1:51.90 LeadTime: 6.90s First Qtr: 27.20s Second Qtr: 28.60s Third Qtr: 29.00s Fourth Qtr: 27.90s

DATA TABLE: 800 / 400 Posi's are position from leader and (how wide the horse was at that position)

No	Horse	Plc	Mar	800 Posi	400 Posi	Time	3rd Qtr	4th Qt
3	SWEET IDEAL	1	0.0m	0.0m (0)	0.0m (0)	1:59.60	29.00s	27.90s
1	SOAP AND BUBBLES	2	0.8m	4.7m (0)	3.8m (0)	1:59.66	28.94s	27.69s
8	OUR LUCIANO	3	12.6m	8.9m (0)	8.5m (0)	2:00.52	28.97s	28.22s
9	JUSTALITTLESIP	4	14.0m	16.4m (1)	10.4m (2)	2:00.63	28.57s	28.19s
4	LE BELLE BIJOUX	5	15.3m	21.1m (1)	14.8m (2)	2:00.72	28.55s	27.98s
6	DIAMOND ECLIPSE	6	16.8m	22.2m (0)	14.1m (0)	2:00.83	28.42s	28.13s
5	ABOUTTIME	7	21.1m	24.8m (1)	17.9m (1)	2:01.15	28.50s	28.18s
7	JACKS ULTIMATE FURY	8	22.1m	8.8m (1)	6.1m (2)	2:01.22	28.81s	29.09s
10	METEOR MOTH	9	22.2m	4.6m (1)	3.4m (1)	2:01.23	28.91s	29.29s
2	FOLLOWTHEACE	10	35.8m	12.6m (1)	10.4m (1)	2:02.23	28.84s	29.79s

Finish Position and metres gained

First Arrow shows distance gain/loss from 2nd Qtr to 3rd Qtr, Second Arrow shows distance gain/loss from 3rd Qtr to Finish
Blue arrow indicates best gain in these quarters.



800

Visual positions in race at 2nd Quarter



400

Visual positions in race at 3rd Quarter



Melton Race 3 Distance 1720m

Saturday, 16 May 2026


Gross Time: 2:03.70 MileRate: 1:55.70 LeadTime: 7.00s First Qtr: 30.90s Second Qtr: 30.30s Third Qtr: 28.20s Fourth Qtr: 27.30s

DATA TABLE: 800 / 400 Posi's are position from leader and (how wide the horse was at that position)

No	Horse	Plc	Mar	800 Posi	400 Posi	Time	3rd Qtr	4th Qt
10	KEAYANG WASABI	1	0.0m	2.8m (1)	0.4m (1)	2:03.70	28.03s	27.27s
4	CLYMENUS	2	0.2m	11.4m (1)	8.7m (1)	2:03.71	28.00s	26.72s
9	SPRINGFIELD AFFAIR	3	7.4m	13.3m (0)	12.0m (0)	2:04.23	28.10s	27.00s
7	REPELLING	4	7.8m	0.0m (0)	0.0m (0)	2:04.26	28.20s	27.86s
1	TOORAM MAGIC	5	7.9m	4.7m (0)	4.1m (0)	2:04.27	28.15s	27.59s
2	BIG BAD OSSIE	6	8.8m	15.6m (1)	12.6m (1)	2:04.33	27.97s	27.07s
8	MY UNCLE STAN	7	12.4m	9.0m (0)	8.3m (0)	2:04.59	28.14s	27.62s
5	USYK	8	13.7m	7.5m (1)	4.8m (1)	2:04.68	28.00s	27.96s
3	SHADES OF MIKI	9	18.5m	19.5m (1)	12.0m (2)	2:05.03	27.66s	27.81s


Finish Position and metres gained

First Arrow shows distance gain/loss from 2nd Qtr to 3rd Qtr, Second Arrow shows distance gain/loss from 3rd Qtr to Finish Blue arrow indicates best gain in these quarters.



800

Visual positions in race at 2nd Quarter



400

Visual positions in race at 3rd Quarter



Melton Race 4 Distance 2240m


Saturday, 16 May 2026

Gross Time: 2:42.20 MileRate: 1:56.50 LeadTime: 54.80s First Qtr: 20.20s Second Qtr: 30.00s Third Qtr: 28.20s Fourth Qtr: 29.00s

DATA TABLE: 800 / 400 Posi's are position from leader and (how wide the horse was at that position)

No	Horse	Plc	Mar	800 Posi	400 Posi	Time	3rd Qtr	4th Qt
4	LOVEMETO	1	0.0m	1.0m (1)	0.0m (1)	2:42.20	28.13s	29.00s
7	REMUS PHOENIX	2	7.1m	10.1m (1)	9.3m (2)	2:42.74	28.15s	28.88s
3	EL RESAMO	3	12.2m	5.8m (1)	7.5m (1)	2:43.13	28.32s	29.40s
8	ALDEBARAN ACRUX	4	12.4m	9.4m (0)	12.7m (1)	2:43.14	28.44s	29.04s
6	PINNIE	5	14.3m	14.3m (0)	17.4m (0)	2:43.29	28.43s	28.86s
1	IM BOBBY	6	19.5m	0.0m (0)	2.9m (0)	2:43.68	28.40s	30.28s
2	MORE WANTED	7	24.5m	4.9m (0)	8.9m (0)	2:44.06	28.49s	30.23s
9	QUIRKY CHARACTER	8	28.8m	14.8m (1)	18.7m (1)	2:44.39	28.49s	29.86s

Finish Position and metres gained



800

Visual positions in race at 2nd Quarter



400

Visual positions in race at 3rd Quarter

Melton Race 5 Distance 1720m

Saturday, 16 May 2026

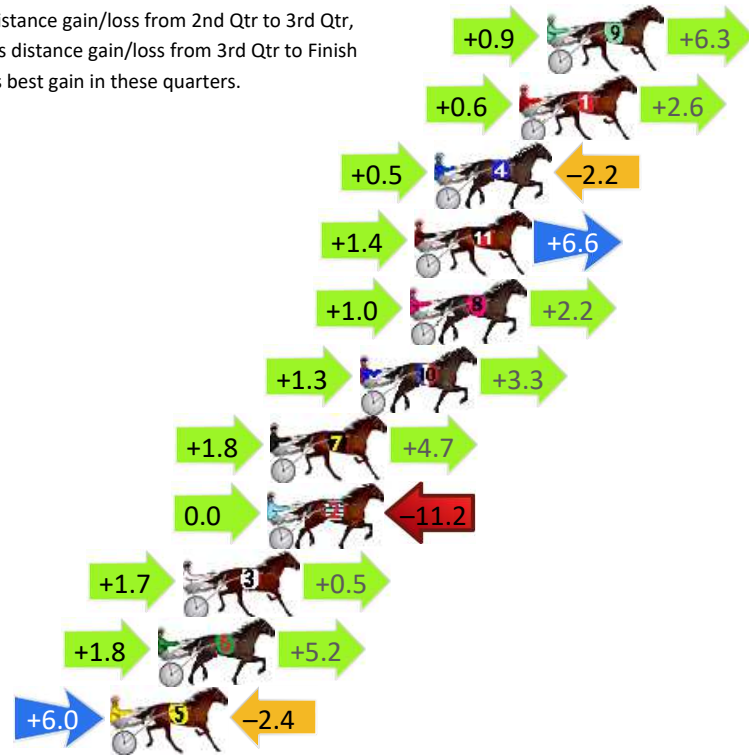
Gross Time: 2:01.00 MileRate: 1:53.20 LeadTime: 6.90s First Qtr: 28.00s Second Qtr: 29.90s Third Qtr: 27.90s Fourth Qtr: 28.30s

DATA TABLE: 800 / 400 Posi's are position from leader and (how wide the horse was at that position)

No	Horse	Plc	Mar	800 Posi	400 Posi	Time	3rd Qtr	4th Qt
9	PERUN	1	0.0m	7.2m (1)	6.3m (1)	2:01.00	27.84s	27.86s
1	LAMBRO MACH	2	1.1m	4.3m (0)	3.7m (0)	2:01.08	27.86s	28.12s
4	IN AN IDEAL WORLD	3	4.5m	2.8m (1)	2.3m (1)	2:01.33	27.86s	28.48s
11	TRIPLE ROCK SAINT	4	5.3m	13.3m (0)	11.9m (0)	2:01.39	27.81s	27.86s
8	ISOLATION	5	5.5m	8.7m (0)	7.7m (0)	2:01.41	27.84s	28.17s
10	IM ALL BUSINESS	6	7.5m	12.1m (1)	10.8m (1)	2:01.56	27.82s	28.10s
7	JACCKA CONNOR	7	11.1m	17.6m (0)	15.8m (0)	2:01.83	27.78s	28.03s
2	MOUNT BARKER BOY	8	11.2m	0.0m (0)	0.0m (0)	2:01.83	27.90s	29.13s
3	DO IT	9	14.6m	16.8m (1)	15.1m (1)	2:02.09	27.79s	28.33s
6	CELESTIAL ZODIAC	10	15.6m	22.6m (0)	20.8m (0)	2:02.16	27.78s	28.01s
5	KISS ME MINI	11	17.5m	21.1m (1)	15.1m (2)	2:02.30	27.49s	28.55s

Finish Position and metres gained

First Arrow shows distance gain/loss from 2nd Qtr to 3rd Qtr, Second Arrow shows distance gain/loss from 3rd Qtr to Finish
Blue arrow indicates best gain in these quarters.



800

Visual positions in race at 2nd Quarter



400

Visual positions in race at 3rd Quarter



Melton Race 6 Distance 1720m

Saturday, 16 May 2026


Gross Time: 2:01.10 MileRate: 1:53.30 LeadTime: 7.10s First Qtr: 29.00s Second Qtr: 28.10s Third Qtr: 28.70s Fourth Qtr: 28.20s

DATA TABLE: 800 / 400 Posi's are position from leader and (how wide the horse was at that position)

No	Horse	Plc	Mar	800 Posi	400 Posi	Time	3rd Qtr	4th Qt
8	THE ART OF SUCCESS	1	0.0m	0.0m (0)	0.0m (0)	2:01.10	28.70s	28.20s
3	OUR ULTIMATE GRACY	2	12.9m	4.0m (0)	5.2m (0)	2:02.06	28.79s	28.79s
9	TIZZY LIZZIE	3	13.5m	14.3m (1)	2.4m (1)	2:02.10	27.87s	29.03s
2	SHEER VITALITY	4	14.6m	7.6m (0)	9.1m (0)	2:02.18	28.81s	28.64s
4	DELIGHTFUL CHARM	5	31.4m	11.6m (0)	14.0m (0)	2:03.43	28.88s	29.54s
5	KIA ORA BEAUTY	6	40.1m	10.4m (1)	14.8m (1)	2:04.07	29.02s	30.12s
7	EMILY VINCENT	7	42.2m	18.6m (1)	15.5m (2)	2:04.23	28.50s	30.23s
6	LILSTREPO	8	47.5m	4.7m (1)	10.9m (1)	2:04.62	29.14s	30.95s

Finish Position and metres gained

First Arrow shows distance gain/loss from 2nd Qtr to 3rd Qtr, Second Arrow shows distance gain/loss from 3rd Qtr to Finish
Blue arrow indicates best gain in these quarters.



8
0
0

Visual positions in race at 2nd Quarter



4
0
0

Visual positions in race at 3rd Quarter



Melton Race 7 Distance 2240m

Saturday, 16 May 2026

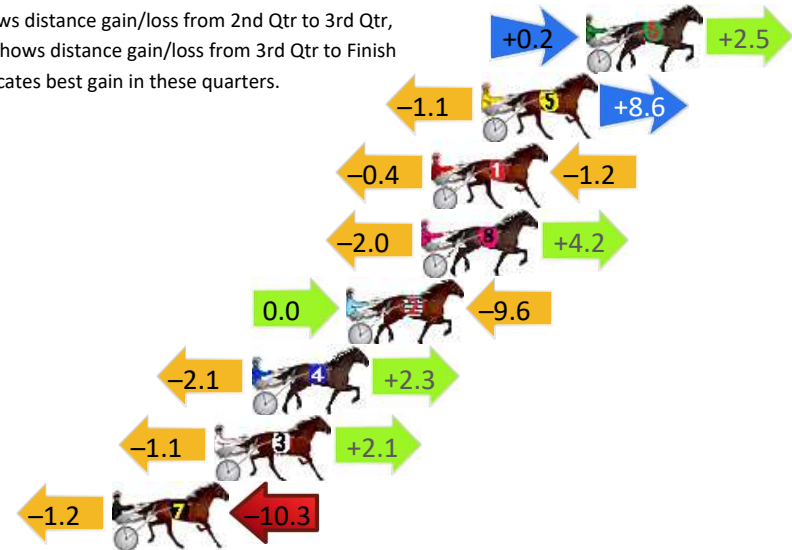
Gross Time: 2:46.70 MileRate: 1:59.80 LeadTime: 48.10s First Qtr: 31.70s Second Qtr: 29.00s Third Qtr: 28.80s Fourth Qtr: 29.10s

DATA TABLE: 800 / 400 Posi's are position from leader and (how wide the horse was at that position)

NoHorse	Plc	Mar	800 Posi	400 Posi	Time	3rd Qtr	4th Qt
6 STOCKMAN PETER	1	0.0m	2.7m (1)	2.5m (1)	2:46.70	28.78s	28.92s
5 LITTLE YANKEE	2	4.2m	11.7m (1)	12.8m (2)	2:47.02	28.89s	28.50s
1 TWEEDLEDEE	3	6.2m	4.6m (0)	5.0m (0)	2:47.17	28.83s	29.21s
8 EL CONQUEROR	4	6.6m	8.8m (0)	10.8m (0)	2:47.20	28.95s	28.82s
2 RAPID RETURN	5	9.6m	0.0m (0)	0.0m (0)	2:47.43	28.80s	29.83s
4 MAC FLICK	6	13.4m	13.6m (0)	15.7m (1)	2:47.72	28.96s	29.00s
3 ALDEBARAN BROOKE	7	14.9m	15.9m (1)	17.0m (2)	2:47.84	28.89s	29.01s
7 NEPHEW OF SONOKO	8	19.0m	7.5m (1)	8.7m (1)	2:48.15	28.89s	29.92s

Finish Position and metres gained

First Arrow shows distance gain/loss from 2nd Qtr to 3rd Qtr, Second Arrow shows distance gain/loss from 3rd Qtr to Finish
Blue arrow indicates best gain in these quarters.



800

Visual positions in race at 2nd Quarter



400

Visual positions in race at 3rd Quarter



Melton Race 8 Distance 2240m

Saturday, 16 May 2026

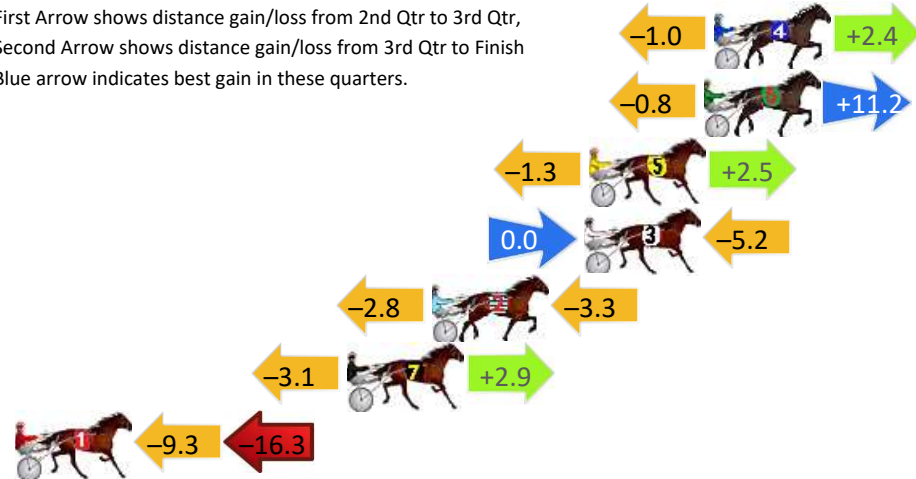
Gross Time: 2:45.70 MileRate: 1:59.10 LeadTime: 45.70s First Qtr: 32.70s Second Qtr: 28.90s Third Qtr: 28.50s Fourth Qtr: 29.90s

DATA TABLE: 800 / 400 Posi's are position from leader and (how wide the horse was at that position)

NoHorse	Plc	Mar	800 Posi	400 Posi	Time	3rd Qtr	4th Qt
4 MUSKEE	1	0.0m	1.4m (1)	2.4m (1)	2:45.70	28.58s	29.72s
6 KYVALLEY MICHAEL	2	0.4m	10.8m (1)	11.6m (2)	2:45.73	28.58s	29.09s
5 PROHIBITED GRACE	3	5.0m	6.2m (1)	7.5m (1)	2:46.09	28.61s	29.74s
3 PRETTYBOY HARRY	4	5.2m	0.0m (0)	0.0m (0)	2:46.11	28.50s	30.31s
2 OUR MARVELLA	5	11.3m	5.2m (0)	8.0m (0)	2:46.59	28.71s	30.21s
7 MITCHELL WRAP	6	14.7m	14.5m (0)	17.6m (1)	2:46.85	28.75s	29.77s
1 A TRUE STORY	7	35.9m	10.3m (0)	19.6m (0)	2:48.51	29.19s	31.29s


Finish Position and metres gained

First Arrow shows distance gain/loss from 2nd Qtr to 3rd Qtr, Second Arrow shows distance gain/loss from 3rd Qtr to Finish
Blue arrow indicates best gain in these quarters.



800

Visual positions in race at 2nd Quarter



400

Visual positions in race at 3rd Quarter