

Melton Race 1 Distance 1720m



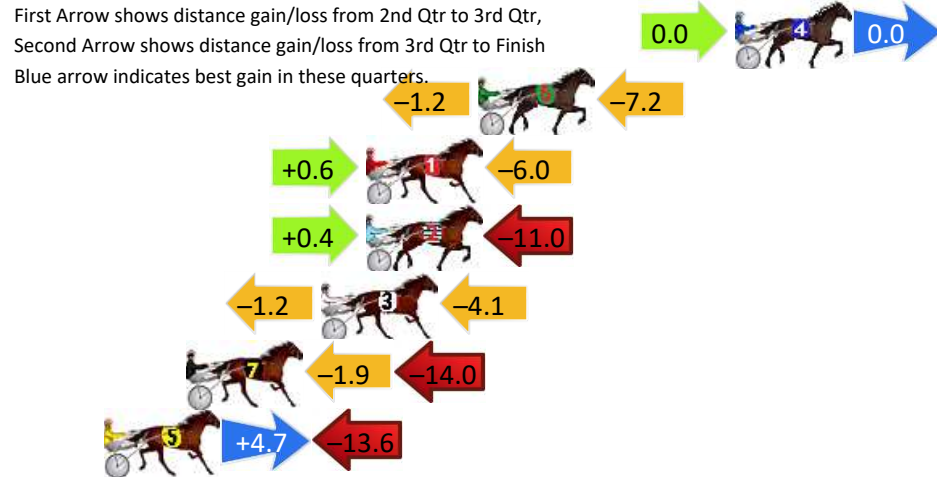
Friday, 15 May 2026

Gross Time: 2:04.30 MileRate: 1:56.30 LeadTime: 7.50s First Qtr: 29.50s Second Qtr: 30.30s Third Qtr: 28.70s Fourth Qtr: 28.30s

DATA TABLE: 800 / 400 Posi's are position from leader and (how wide the horse was at that position)

No	Horse	Plc	Mar	800 Posi	400 Posi	Time	3rd Qtr	4th Qt
4	LA CANTATRICE	1	0.0m	0.0m (0)	0.0m (0)	2:04.30	28.70s	28.30s
6	TEERDEE	2	10.3m	1.9m (1)	3.1m (1)	2:05.07	28.78s	28.85s
1	RUBYS REASON	3	14.8m	9.4m (0)	8.8m (0)	2:05.40	28.65s	28.78s
2	SMOKEN HEAVEN	4	14.8m	4.2m (0)	3.8m (0)	2:05.40	28.67s	29.13s
3	WESTERIA	5	16.6m	11.3m (1)	12.5m (2)	2:05.53	28.78s	28.65s
7	STERLING GIGI	6	22.0m	6.1m (1)	8.0m (1)	2:05.94	28.83s	29.37s
5	ARTY MCFLY	7	25.3m	16.4m (1)	11.7m (1)	2:06.18	28.36s	29.35s

Finish Position and metres gained



Melton Race 2 Distance 2240m

Friday, 15 May 2026

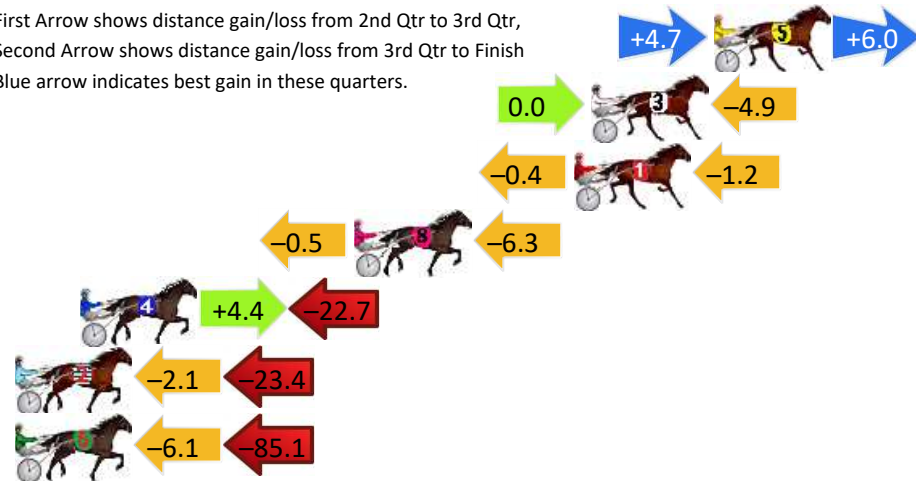
Gross Time: 2:46.20 MileRate: 1:59.40 LeadTime: 46.80s First Qtr: 30.50s Second Qtr: 30.30s Third Qtr: 30.40s Fourth Qtr: 28.20s

DATA TABLE: 800 / 400 Posi's are position from leader and (how wide the horse was at that position)

No	Horse	Plc	Mar	800 Posi	400 Posi	Time	3rd Qtr	4th Qt
5	LENARD ESS	1	0.0m	10.7m (1)	6.0m (2)	2:46.20	30.03s	27.77s
3	OUR TRUE COLOURS	2	4.9m	0.0m (0)	0.0m (0)	2:46.56	30.40s	28.56s
1	WOODLEA DIEGO	3	5.6m	4.0m (0)	4.4m (0)	2:46.61	30.42s	28.29s
8	AVEIRO	4	14.4m	7.6m (0)	8.1m (0)	2:47.27	30.42s	28.68s
4	TED BEAR	5	25.4m	7.1m (1)	2.7m (1)	2:48.08	30.06s	29.89s
2	CINQUANTA	6	38.8m	13.3m (0)	15.4m (0)	2:49.08	30.52s	29.96s
6	DONT ASK AGAIN	7	93.9m	2.7m (1)	8.8m (1)	2:53.16	30.83s	34.52s

Finish Position and metres gained

First Arrow shows distance gain/loss from 2nd Qtr to 3rd Qtr,
Second Arrow shows distance gain/loss from 3rd Qtr to Finish
Blue arrow indicates best gain in these quarters.



800

Visual positions in race at 2nd Quarter



400

Visual positions in race at 3rd Quarter



Melton Race 3 Distance 1720m

Friday, 15 May 2026


Gross Time: 2:07.30 MileRate: 1:59.10 LeadTime: 7.30s First Qtr: 30.60s Second Qtr: 30.80s Third Qtr: 29.10s Fourth Qtr: 29.50s

DATA TABLE: 800 / 400 Posi's are position from leader and (how wide the horse was at that position)

No	Horse	Plc	Mar	800 Posi	400 Posi	Time	3rd Qtr	4th Qt
1	VERY TEMPTING	1	0.0m	0.0m (0)	1.0m (0)	2:07.30	29.17s	29.43s
5	ATOMIC GLORY	2	0.4m	15.6m (1)	5.7m (2)	2:07.33	28.39s	29.11s
7	DANCEBYTHESEASIDE	3	0.4m	1.8m (1)	0.0m (1)	2:07.33	28.97s	29.53s
2	KIDWITHAGRIN	4	1.1m	6.2m (1)	5.4m (1)	2:07.39	29.04s	29.20s
8	ETIZ AMODEL	5	3.3m	5.3m (0)	5.1m (0)	2:07.56	29.09s	29.38s
6	RIVER PATROL	6	12.5m	13.8m (0)	9.2m (0)	2:08.27	28.77s	29.79s
4	STELLAR QUEEN	7	13.7m	19.3m (1)	11.2m (2)	2:08.36	28.52s	29.74s
3	TOPZAVSKI	8	17.2m	11.0m (1)	11.3m (1)	2:08.63	29.12s	30.01s
9	ANOTHERORDER	9	69.1m	9.7m (0)	27.1m (0)	2:12.64	30.37s	32.87s

Finish Position and metres gained

First Arrow shows distance gain/loss from 2nd Qtr to 3rd Qtr, Second Arrow shows distance gain/loss from 3rd Qtr to Finish. Blue arrow indicates best gain in these quarters.



800

Visual positions in race at 2nd Quarter



400

Visual positions in race at 3rd Quarter



Melton Race 4 Distance 1720m

Friday, 15 May 2026


Gross Time: 2:05.80 MileRate: 1:57.70 LeadTime: 7.30s First Qtr: 28.80s Second Qtr: 31.10s Third Qtr: 29.60s Fourth Qtr: 29.00s

DATA TABLE: 800 / 400 Posi's are position from leader and (how wide the horse was at that position)

No	Horse	Plc	Mar	800 Posi	400 Posi	Time	3rd Qtr	4th Qt
7	TALISKER SKIPPER	1	0.0m	14.4m (2)	8.4m (3)	2:05.80	29.15s	28.39s
9	SHIRALEE	2	5.6m	5.9m (2)	2.4m (2)	2:06.23	29.34s	29.25s
2	FREAK OUT	3	6.8m	5.4m (1)	5.5m (1)	2:06.32	29.60s	29.12s
8	MIKI MARK	4	7.9m	4.5m (0)	4.5m (0)	2:06.40	29.60s	29.27s
1	PICKLE IT	5	8.8m	0.0m (0)	0.0m (0)	2:06.47	29.60s	29.67s
5	MIDNITE DESIRE	6	11.7m	1.3m (1)	1.3m (1)	2:06.69	29.60s	29.79s
10	NORTHERN TERROR	7	11.8m	10.4m (2)	7.6m (2)	2:06.70	29.39s	29.34s
4	FAKE COLLECTION	8	13.5m	9.1m (0)	8.7m (0)	2:06.83	29.56s	29.40s
6	EASY ROLLING	9	15.3m	9.2m (1)	9.0m (1)	2:06.96	29.58s	29.51s
3	DULCIE MAUREEN	10	21.2m	14.3m (0)	13.2m (0)	2:07.41	29.51s	29.65s

Finish Position and metres gained

First Arrow shows distance gain/loss from 2nd Qtr to 3rd Qtr, Second Arrow shows distance gain/loss from 3rd Qtr to Finish
Blue arrow indicates best gain in these quarters.



800

Visual positions in race at 2nd Quarter



400

Visual positions in race at 3rd Quarter



Melton Race 5 Distance 1720m

Friday, 15 May 2026


Gross Time: 2:05.20 MileRate: 1:57.10 LeadTime: 7.20s First Qtr: 29.90s Second Qtr: 31.00s Third Qtr: 28.70s Fourth Qtr: 28.40s

DATA TABLE: 800 / 400 Posi's are position from leader and (how wide the horse was at that position)

NoHorse	Plc	Mar	800 Posi	400 Posi	Time	3rd Qtr	4th Qt
1 ARZALI ROCKSTAR	1	0.0m	4.6m (0)	3.8m (0)	2:05.20	28.64s	28.13s
8 JANSEN	2	4.7m	9.8m (0)	8.9m (0)	2:05.55	28.63s	28.12s
3 SWAYWITHSIERRA	3	7.7m	0.0m (0)	0.0m (0)	2:05.77	28.70s	28.97s
5 SWEETHEART DIOR	4	13.1m	7.2m (1)	6.6m (1)	2:06.18	28.65s	28.91s
7 BEAU BECA	5	15.3m	2.8m (1)	2.5m (1)	2:06.34	28.68s	29.36s
2 SEW HOPEFULL	6	15.5m	11.7m (1)	10.8m (1)	2:06.36	28.63s	28.79s
4 SHES NANCY	7	18.9m	14.5m (2)	8.0m (2)	2:06.61	28.23s	29.25s
10 BIG CAT ORO	8	20.5m	9.8m (2)	3.2m (2)	2:06.73	28.22s	29.71s
6 COGNAC COWBOY	9	23.4m	17.8m (1)	13.6m (2)	2:06.95	28.40s	29.18s

Finish Position and metres gained

First Arrow shows distance gain/loss from 2nd Qtr to 3rd Qtr, Second Arrow shows distance gain/loss from 3rd Qtr to Finish
Blue arrow indicates best gain in these quarters.



800

Visual positions in race at 2nd Quarter



400

Visual positions in race at 3rd Quarter



Melton Race 6 Distance 2240m

Friday, 15 May 2026


Gross Time: 2:41.10 MileRate: 1:55.80 LeadTime: 44.40s First Qtr: 29.60s Second Qtr: 30.30s Third Qtr: 28.10s Fourth Qtr: 28.70s

DATA TABLE: 800 / 400 Posi's are position from leader and (how wide the horse was at that position)

No	Horse	Plc	Mar	800 Posi	400 Posi	Time	3rd Qtr	4th Qt
10	ZENARIO	1	0.0m	17.7m (1)	7.7m (2)	2:41.10	27.41s	28.16s
9	FRUGAL FARE	2	0.1m	12.8m (1)	4.0m (2)	2:41.11	27.49s	28.42s
4	DONMARO	3	3.5m	0.0m (0)	0.0m (0)	2:41.36	28.10s	28.96s
6	HITHEROADJACK	4	6.3m	8.8m (1)	4.6m (1)	2:41.57	27.81s	28.85s
2	GIVE DAVE A WAVE	5	6.5m	4.0m (0)	3.8m (0)	2:41.59	28.09s	28.92s
8	ODIN	6	7.4m	21.7m (1)	14.1m (1)	2:41.66	27.58s	28.26s
5	SERGEANT LOU	7	13.7m	13.6m (0)	23.6m (1)	2:42.13	28.82s	28.07s
1	MAGIC MIKE	8	52.5m	8.9m (0)	20.8m (0)	2:45.06	28.95s	31.19s
7	TOMAHAWK BART	9	91.4m	3.8m (1)	34.4m (1)	2:47.99	30.26s	33.16s

Finish Position and metres gained

First Arrow shows distance gain/loss from 2nd Qtr to 3rd Qtr, Second Arrow shows distance gain/loss from 3rd Qtr to Finish
Blue arrow indicates best gain in these quarters.



800

Visual positions in race at 2nd Quarter



400

Visual positions in race at 3rd Quarter



Melton Race 7 Distance 1720m

Friday, 15 May 2026


Gross Time: 2:06.10 MileRate: 1:58.00 LeadTime: 7.10s First Qtr: 29.20s Second Qtr: 30.80s Third Qtr: 29.70s Fourth Qtr: 29.30s

DATA TABLE: 800 / 400 Posi's are position from leader and (how wide the horse was at that position)

No	Horse	Plc	Mar	800 Posi	400 Posi	Time	3rd Qtr	4th Qt
11	ALLGOOD VINNIE	1	0.0m	15.3m (1)	7.0m (2)	2:06.10	29.09s	28.79s
3	THE MOUNTAIN	2	3.2m	10.8m (1)	2.7m (2)	2:06.35	29.10s	29.35s
2	ALCATRAZ GIRL	3	7.5m	0.0m (0)	0.0m (0)	2:06.68	29.70s	29.88s
4	HOME AND DRY	4	7.7m	6.5m (1)	6.4m (1)	2:06.69	29.69s	29.42s
1	ELLEEGANT LANE	5	10.2m	4.9m (0)	4.8m (0)	2:06.88	29.69s	29.73s
7	MUFASA BART	6	10.5m	2.3m (1)	1.9m (1)	2:06.91	29.67s	29.97s
9	POLLY PEACHUM	7	12.0m	9.5m (0)	8.5m (0)	2:07.02	29.62s	29.60s
10	BONA KHAN	8	13.5m	14.0m (0)	11.4m (1)	2:07.14	29.51s	29.50s
8	MAMMALS REASON	9	16.3m	18.0m (0)	16.0m (0)	2:07.35	29.54s	29.38s
6	MISTER EVOLUTION	10	36.7m	18.9m (1)	10.8m (2)	2:08.92	29.10s	31.33s

Finish Position and metres gained

First Arrow shows distance gain/loss from 2nd Qtr to 3rd Qtr, Second Arrow shows distance gain/loss from 3rd Qtr to Finish
Blue arrow indicates best gain in these quarters.



800

Visual positions in race at 2nd Quarter



400

Visual positions in race at 3rd Quarter



Melton Race 8 Distance 1720m

Friday, 15 May 2026

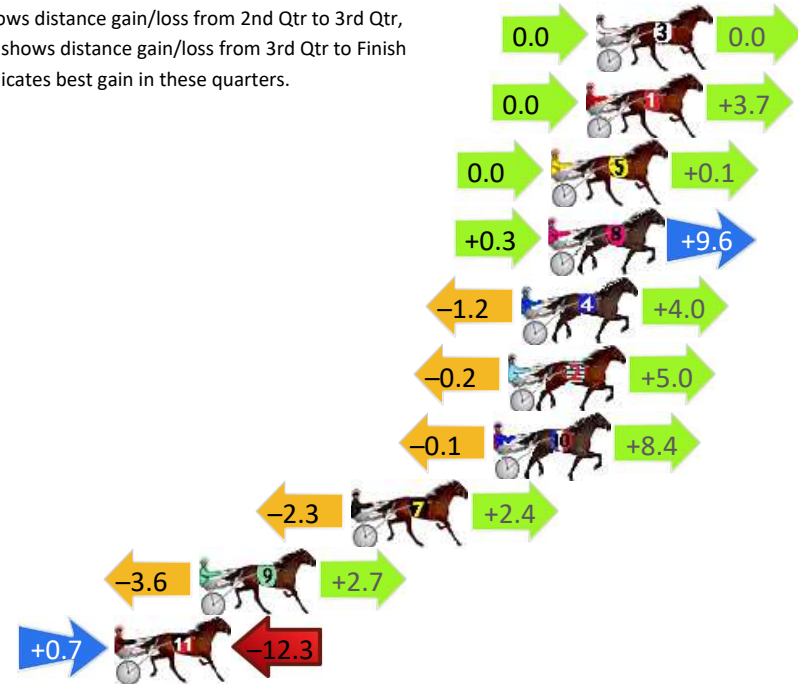
Gross Time: 2:06.50 MileRate: 1:58.30 LeadTime: 7.30s First Qtr: 31.00s Second Qtr: 31.10s Third Qtr: 28.80s Fourth Qtr: 28.30s

DATA TABLE: 800 / 400 Posi's are position from leader and (how wide the horse was at that position)

No	Horse	Plc	Mar	800 Posi	400 Posi	Time	3rd Qtr	4th Qt
3	GOODTIME CAPTAIN	1	0.0m	0.0m (0)	0.0m (0)	2:06.50	28.80s	28.30s
1	SKIPPYS DELIGHT	2	0.4m	4.1m (0)	4.1m (0)	2:06.53	28.80s	28.04s
5	BREATHE EASY	3	1.8m	1.9m (1)	1.9m (1)	2:06.63	28.80s	28.30s
8	SHAZZA LOVE	4	1.9m	11.8m (2)	11.5m (2)	2:06.64	28.77s	27.63s
4	PRICILLA	5	3.0m	5.8m (1)	7.0m (1)	2:06.72	28.88s	28.03s
2	CALYPSO MISTRESS	6	3.5m	8.3m (0)	8.5m (0)	2:06.76	28.81s	27.96s
10	HAPPENSTBABEACHBOY	7	4.1m	12.4m (0)	12.5m (0)	2:06.80	28.80s	27.71s
7	FROSTY DROP	8	9.8m	9.9m (1)	12.2m (1)	2:07.23	28.96s	28.16s
9	BRIGHTLY BLAZE	9	15.9m	15.0m (1)	18.6m (1)	2:07.68	29.04s	28.17s
11	CAPTAINS RUSH	10	19.3m	7.7m (2)	7.0m (2)	2:07.94	28.74s	29.24s

Finish Position and metres gained

First Arrow shows distance gain/loss from 2nd Qtr to 3rd Qtr, Second Arrow shows distance gain/loss from 3rd Qtr to Finish. Blue arrow indicates best gain in these quarters.



800

Visual positions in race at 2nd Quarter



400

Visual positions in race at 3rd Quarter

