

Melton Race 1 Distance 2240m

Saturday, 14 September 2024

Gross Time: 2:37.70

MileRate: 1:53.30

LeadTime: 43.90s

First Qtr: 30.10s

Second Qtr: 29.80s

Third Qtr: 26.80s

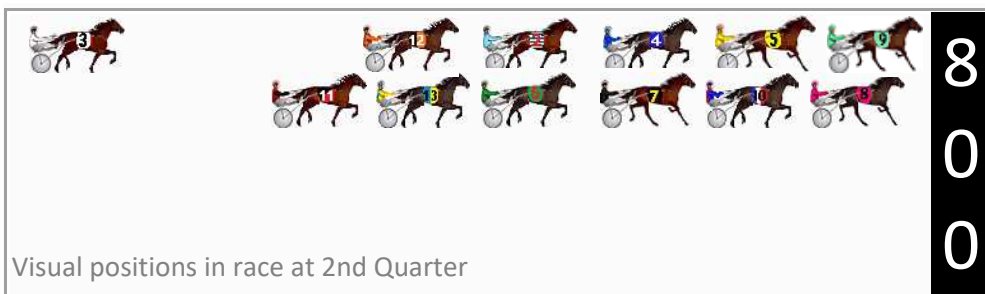

Fourth Qtr: 27.10s

DATA TABLE: 800 / 400 Posi's are position from leader and (how wide the horse was at that position)

NoHorse	Plc	Mar	800 Posi	400 Posi	Time	3rd Qtr	4th Qt
6 HEZA PUNK ROCKER	1	0.0m	13.9m (1)	9.2m (2)	2:37.65	26.49s	26.44s
8 PERFECT CLASS	2	0.8m	0.7m (1)	0.6m (1)	2:37.72	26.79s	27.08s
9 KEAYANG TOKYO	3	0.8m	0.0m (0)	0.0m (0)	2:37.72	26.80s	27.12s
5 ROADMASTER	4	1.7m	4.5m (0)	4.2m (0)	2:37.78	26.78s	26.90s
4 LITTLE LOUIE	5	6.4m	9.0m (0)	9.0m (0)	2:38.13	26.80s	26.93s
13 THE LOST STORM	6	7.5m	18.1m (1)	14.2m (2)	2:38.21	26.55s	26.66s
7 GAWN	7	10.5m	9.1m (1)	11.3m (1)	2:38.43	26.95s	27.07s
2 MY UNCLE STAN	8	16.6m	13.8m (0)	13.1m (0)	2:38.89	26.76s	27.41s
10 BLAZING HOME	9	20.7m	4.9m (1)	7.1m (1)	2:39.20	26.95s	28.12s
12 YOUNG BLUEY	10	33.4m	18.6m (0)	17.3m (0)	2:40.14	26.72s	28.38s
11 COMPETE	11	36.7m	22.3m (1)	20.9m (1)	2:40.39	26.71s	28.39s
3 EXOTIC BUSHRANGER	12	126.9m	77.5m (0)	84.5m (0)	2:47.12	27.30s	30.86s

Finish Position and metres gained

First Arrow shows distance gain/loss from 2nd Qtr to 3rd Qtr,
Second Arrow shows distance gain/loss from 3rd Qtr to Finish
Blue arrow indicates best gain in these quarters.



Melton Race 2 Distance 2240m

Saturday, 14 September 2024

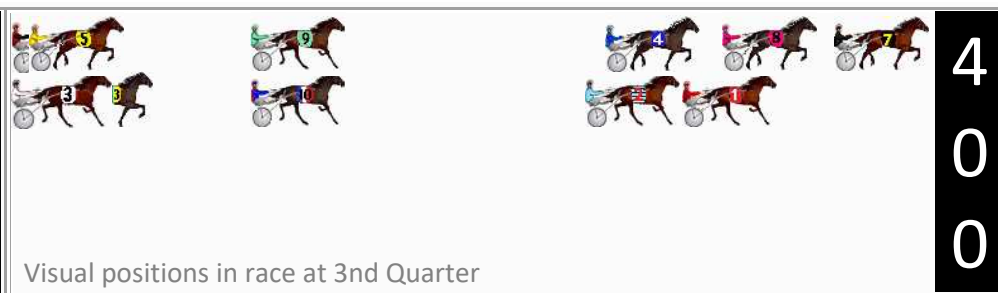


Gross Time: 2:42.50 MileRate: 1:56.80 LeadTime: 46.40s First Qtr: 29.60s Second Qtr: 28.70s Third Qtr: 29.00s Fourth Qtr: 28.80s

DATA TABLE: 800 / 400 Posi's are position from leader and (how wide the horse was at that position)

No	Horse	Plc	Mar	800 Posi	400 Posi	Time	3rd Qtr	4th Qt
8	KEAYANG ZAHARA	1	0.0m	4.6m (1)	4.5m (0)	2:42.52	28.99s	28.50s
7	VIOLET STANFORD	2	13.0m	0.0m (0)	0.0m (0)	2:43.49	29.00s	29.79s
2	JILLIBY BALLERINI	3	16.5m	17.4m (0)	10.0m (1)	2:43.75	28.48s	29.33s
10	MAORIS MAC	4	24.1m	28.1m (1)	23.4m (1)	2:44.32	28.67s	28.94s
4	PINNIE	5	27.2m	5.6m (0)	9.2m (0)	2:44.55	29.26s	30.19s
1	MEGA SPUR	6	29.6m	8.8m (1)	6.1m (1)	2:44.73	28.81s	30.59s
9	WORTH WAITING	7	44.6m	24.7m (0)	23.4m (0)	2:45.85	28.92s	30.47s
13	IKIGAI	8	46.1m	28.9m (0)	31.1m (1)	2:45.96	29.18s	30.02s
6	ULTIMATE TESS	9	65.4m	22.5m (1)	46.8m (0)	2:47.40	30.75s	30.34s
3	ALDEBARAN SUSANNE	10	116.9m	17.5m (1)	40.1m (1)	2:51.24	30.63s	34.66s
5	NORDIC REIGN	11	120.5m	12.9m (0)	32.3m (0)	2:51.51	30.40s	35.49s
11	KARAKAJACK TOOTH	12	266.0m	148.9m (0)	176.8m (0)	3:02.36	31.08s	35.96s

Finish Position and metres gained

First Arrow shows distance gain/loss from 2nd Qtr to 3rd Qtr, Second Arrow shows distance gain/loss from 3rd Qtr to Finish
Blue arrow indicates best gain in these quarters.



Melton Race 3 Distance 2240m

Saturday, 14 September 2024

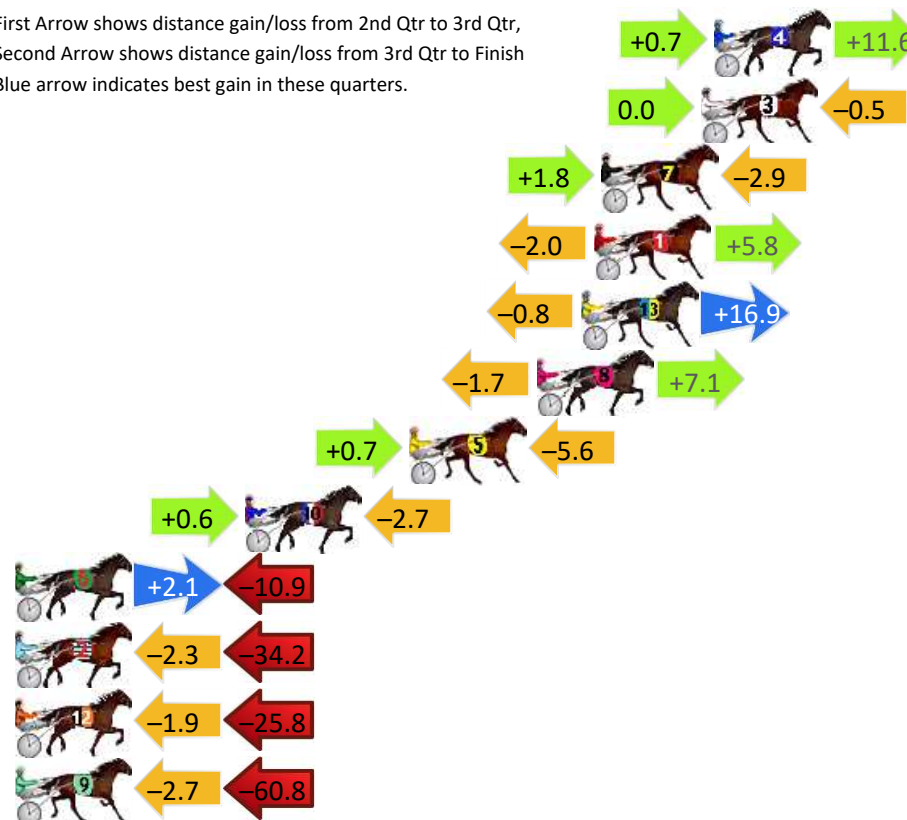
Gross Time: 2:43.40 MileRate: 1:57.40 LeadTime: 46.00s First Qtr: 29.40s Second Qtr: 30.00s Third Qtr: 29.00s Fourth Qtr: 29.00s

DATA TABLE: 800 / 400 Posi's are position from leader and (how wide the horse was at that position)

No	Horse	Plc	Mar	800 Posi	400 Posi	Time	3rd Qtr	4th Qt
4	RAPID RETURN	1	0.0m	12.3m (1)	11.6m (1)	2:43.38	28.95s	28.14s
3	ROCKINWITHATTITUDE	2	0.5m	0.0m (0)	0.0m (0)	2:43.44	29.00s	29.04s
7	SUSAN IS HER NAME	3	4.5m	3.4m (1)	1.6m (1)	2:43.72	28.87s	29.20s
1	KEAYANG GUCCI	4	4.8m	8.6m (0)	10.6m (0)	2:43.74	29.14s	28.58s
13	DICHOTOMY	5	5.3m	21.4m (0)	22.2m (0)	2:43.78	29.06s	27.78s
8	EXALTED	6	7.1m	12.5m (0)	14.2m (0)	2:43.91	29.12s	28.49s
5	ALDEBARAN MILEY	7	12.2m	7.3m (1)	6.6m (1)	2:44.28	28.95s	29.40s
10	SHE SAWISH	8	18.8m	16.7m (1)	16.1m (1)	2:44.79	28.95s	29.23s
6	MISS FRANCENE	9	33.3m	24.5m (1)	22.4m (2)	2:45.86	28.85s	29.85s
2	PICKET WIRE	10	40.9m	4.4m (0)	6.7m (0)	2:46.43	29.16s	31.55s
12	KYVALLEY AMANDA	11	44.1m	16.4m (0)	18.3m (0)	2:46.67	29.14s	30.95s
9	ALDEBARAN BROOKE	12	84.1m	20.6m (1)	23.3m (1)	2:49.66	29.19s	33.58s

Finish Position and metres gained

First Arrow shows distance gain/loss from 2nd Qtr to 3rd Qtr, Second Arrow shows distance gain/loss from 3rd Qtr to Finish
Blue arrow indicates best gain in these quarters.



800

Visual positions in race at 2nd Quarter



400

Visual positions in race at 3rd Quarter



Powered by
PJ Harness Analyser

Sectional Analysis Software
Not just form | Free Trial

www.facebook.com/PJHarnessRacing



RISE Digital, Harness Racing Australia nor the provider accepts any responsibility for the completeness or accuracy of any of the information contained herein, and makes no representations about its suitability for any particular purpose. Users should make their own judgements about those matters and/or seek independent advice. You assume all risks associated with use of data provided on this page

Melton Race 4 Distance 2240m

Saturday, 14 September 2024



Gross Time: 2:46.30 MileRate: 1:59.50 LeadTime: 45.60s First Qtr: 31.00s Second Qtr: 31.60s Third Qtr: 29.50s Fourth Qtr: 28.60s

DATA TABLE: 800 / 400 Posi's are position from leader and (how wide the horse was at that position)


No	Horse	Plc	Mar	800 Posi	400 Posi	Time	3rd Qtr	4th Qt
7	COMMODUS	1	0.0m	4.4m (0)	5.0m (0)	2:46.27	29.54s	28.21s
6	VYTIS	2	2.7m	0.0m (0)	0.0m (0)	2:46.47	29.50s	28.77s
4	ZARSKI	3	8.3m	10.5m (2)	2.7m (1)	2:46.89	28.92s	28.99s
1	LOTUS LOUISE	4	21.3m	12.8m (0)	14.6m (2)	2:47.85	29.61s	29.10s
13	MYSTERY FRED	5	28.2m	19.7m (1)	18.7m (4)	2:48.37	29.40s	29.32s
2	OLD DOMINION	6	29.0m	8.7m (0)	11.6m (0)	2:48.42	29.70s	29.88s
9	ALDEBARAN ABEL	7	40.0m	19.8m (2)	16.5m (3)	2:49.25	29.24s	30.36s
10	VOLDAGHA	8	47.3m	14.9m (2)	11.0m (1)	2:49.79	29.21s	31.29s
8	MECARNO	9	76.4m	14.3m (1)	38.2m (0)	2:51.96	31.21s	31.50s
3	ROCKINWITHSTYLE	10	101.5m	6.1m (1)	24.9m (1)	2:53.83	30.85s	34.33s
5	KYVALLEY JAGGER	11	156.8m	92.5m (1)	104.1m (1)	2:57.96	30.23s	32.74s
12	CHARLESTON AVENUE	12	157.6m	93.0m (0)	104.1m (0)	2:58.02	30.20s	32.80s

Finish Position and metres gained

First Arrow shows distance gain/loss from 2nd Qtr to 3rd Qtr, Second Arrow shows distance gain/loss from 3rd Qtr to Finish Blue arrow indicates best gain in these quarters.



Visual positions in race at 2nd Quarter



Visual positions in race at 3rd Quarter

Melton Race 5 Distance 2240m

Saturday, 14 September 2024

Gross Time: 2:37.10

MileRate: 1:52.90

LeadTime: 44.50s

First Qtr: 29.20s

Second Qtr: 29.20s

Third Qtr: 26.80s


Fourth Qtr: 27.40s

DATA TABLE: 800 / 400 Posi's are position from leader and (how wide the horse was at that position)

NoHorse	Plc	Mar	800 Posi	400 Posi	Time	3rd Qtr	4th Qt
5 MIKI TO SUCCESS	1	0.0m	6.1m (1)	7.1m (1)	2:37.14	26.87s	26.96s
4 SOME AMERICAN	2	3.2m	0.0m (0)	0.0m (0)	2:37.38	26.80s	27.68s
9 KINGMAN	3	4.0m	1.6m (1)	3.2m (1)	2:37.44	26.91s	27.52s
13 WAR DAN BUDDY	4	10.1m	21.2m (2)	15.9m (3)	2:37.90	26.46s	27.13s
3 STORMRYDER	5	16.8m	10.3m (1)	7.3m (2)	2:38.40	26.61s	28.21s
7 OUR LUCIANO	6	19.3m	21.1m (1)	20.1m (2)	2:38.59	26.75s	27.54s
6 RACING WRITER	7	21.3m	18.0m (0)	24.3m (1)	2:38.73	27.24s	27.39s
12 BEST DEAL	8	32.3m	17.3m (2)	13.3m (2)	2:39.56	26.54s	28.97s
2 ALOT LIKE LOUIE	9	33.3m	14.1m (0)	21.7m (0)	2:39.63	27.32s	28.47s
8 SIR JIMMY	10	33.9m	9.6m (0)	13.0m (1)	2:39.67	27.04s	29.09s
1 SERGEANT LOU	11	36.5m	4.5m (0)	8.9m (0)	2:39.87	27.10s	29.57s
11 KING REPELLERE	12	39.5m	15.7m (1)	16.6m (1)	2:40.09	26.87s	29.27s

Finish Position and metres gained

First Arrow shows distance gain/loss from 2nd Qtr to 3rd Qtr,
Second Arrow shows distance gain/loss from 3rd Qtr to Finish
Blue arrow indicates best gain in these quarters.



800

Visual positions in race at 2nd Quarter



400

Visual positions in race at 3rd Quarter



Powered by



Harness Analyser

Sectional Analysis Software

Not just form | Free Trial

www.facebook.com/PJHarnessRacing



RISE Digital, Harness Racing Australia nor the provider accepts any responsibility for the completeness or accuracy of any of the information contained herein, and makes no representations about its suitability for any particular purpose. Users should make their own judgements about those matters and/or seek independent advice. You assume all risks associated with use of data provided on this page

Melton Race 6 Distance 2240m

Saturday, 14 September 2024


Gross Time: 2:39.60 MileRate: 1:54.70 LeadTime: 44.90s First Qtr: 28.40s Second Qtr: 28.80s Third Qtr: 29.00s Fourth Qtr: 28.50s

DATA TABLE: 800 / 400 Posi's are position from leader and (how wide the horse was at that position)

No	Horse	Plc	Mar	800 Posi	400 Posi	Time	3rd Qtr	4th Qt
5	IVSEENHEAVENSLIGHT	1	0.0m	3.9m (0)	3.6m (0)	2:39.63	28.98s	28.27s
12	LET HER ROLL	2	1.2m	24.2m (2)	8.3m (3)	2:39.72	27.86s	28.03s
10	SOHO AMERICANO	3	6.4m	24.7m (1)	12.0m (2)	2:40.11	28.09s	28.16s
2	TUPELO	4	10.7m	7.8m (0)	7.3m (0)	2:40.43	28.96s	28.81s
1	BRIGHTON	5	15.7m	11.7m (0)	11.2m (0)	2:40.80	28.96s	28.90s
8	MISS AUSTRALIANA	6	21.7m	0.0m (0)	0.0m (0)	2:41.25	29.00s	30.15s
6	TENACIOUSLY	7	24.5m	16.3m (1)	4.4m (2)	2:41.46	28.15s	30.05s
7	MISS DISTURBIA	8	28.2m	30.0m (1)	16.2m (2)	2:41.71	28.01s	29.46s
4	MISS ARI	9	32.8m	12.1m (1)	5.6m (1)	2:42.08	28.53s	30.58s
9	SOHO MARGARITA	10	35.6m	17.3m (0)	16.0m (0)	2:42.28	28.90s	30.04s
11	ALIFETIMEFORLIVING	11	35.9m	21.2m (0)	20.2m (0)	2:42.31	28.92s	29.77s
3	IDEAL MOTH	12	81.8m	20.2m (1)	17.3m (1)	2:45.73	28.79s	33.39s


Finish Position and metres gained

First Arrow shows distance gain/loss from 2nd Qtr to 3rd Qtr, Second Arrow shows distance gain/loss from 3rd Qtr to Finish
Blue arrow indicates best gain in these quarters.



800

Visual positions in race at 2nd Quarter



400

Visual positions in race at 3rd Quarter



Powered by



Harness Analyser

Sectional Analysis Software

Not just form | Free Trial

www.facebook.com/PJHarnessRacing



RISE Digital, Harness Racing Australia nor the provider accepts any responsibility for the completeness or accuracy of any of the information contained herein, and makes no representations about its suitability for any particular purpose. Users should make their own judgements about those matters and/or seek independent advice. You assume all risks associated with use of data provided on this page

Melton Race 7 Distance 2240m

Saturday, 14 September 2024


Gross Time: 2:41.10 MileRate: 1:55.80 LeadTime: 44.40s First Qtr: 29.10s Second Qtr: 31.60s Third Qtr: 28.60s Fourth Qtr: 27.40s

DATA TABLE: 800 / 400 Posi's are position from leader and (how wide the horse was at that position)

No	Horse	Plc	Mar	800 Posi	400 Posi	Time	3rd Qtr	4th Qt
12	ALWAYS HOT	1	0.0m	0.0m (0)	0.0m (0)	2:41.11	28.60s	27.41s
8	GO MIKI	2	0.8m	9.3m (0)	8.3m (0)	2:41.18	28.52s	26.90s
9	FOX DAN	3	1.5m	12.9m (0)	12.1m (0)	2:41.23	28.52s	26.69s
1	THE HIGHLIGHT REEL	4	2.6m	5.1m (0)	4.6m (0)	2:41.31	28.56s	27.29s
3	NEW SHUFFLE	5	6.2m	8.5m (1)	4.0m (1)	2:41.56	28.27s	27.58s
13	ARSENIO	6	6.5m	16.9m (0)	15.8m (0)	2:41.60	28.50s	26.80s
2	I AM THE STORM	7	10.7m	17.5m (1)	8.5m (3)	2:41.91	27.95s	27.62s
11	CAPTAIN MOORE	8	10.8m	21.4m (0)	18.9m (1)	2:41.92	28.40s	26.90s
4	RUFF NUT	9	10.9m	21.5m (1)	13.2m (1)	2:41.93	27.99s	27.31s
5	SOHO THE REAL DEAL	10	11.5m	13.0m (1)	7.4m (2)	2:41.97	28.19s	27.76s
10	SILVER PISTOL	11	16.9m	25.9m (0)	24.1m (0)	2:42.37	28.44s	26.99s
6	MARTYR	12	134.2m	26.3m (1)	27.0m (1)	2:51.12	28.61s	35.54s

Finish Position and metres gained

First Arrow shows distance gain/loss from 2nd Qtr to 3rd Qtr,
Second Arrow shows distance gain/loss from 3rd Qtr to Finish
Blue arrow indicates best gain in these quarters.



800

Visual positions in race at 2nd Quarter



400

Visual positions in race at 3rd Quarter



Powered by
PJ Harness Analyser

Sectional Analysis Software
Not just form | Free Trial

www.facebook.com/PJHarnessRacing



RISE Digital, Harness Racing Australia nor the provider accepts any responsibility for the completeness or accuracy of any of the information contained herein, and makes no representations about its suitability for any particular purpose. Users should make their own judgements about those matters and/or seek independent advice. You assume all risks associated with use of data provided on this page

Melton Race 8 Distance 2240m

Saturday, 14 September 2024

Gross Time: 2:40.80

MileRate: 1:55.50

LeadTime: 44.80s

First Qtr: 29.90s

Second Qtr: 30.80s

Third Qtr: 28.10s


Fourth Qtr: 27.20s

DATA TABLE: 800 / 400 Posi's are position from leader and (how wide the horse was at that position)

NoHorse	Plc	Mar	800 Posi	400 Posi	Time	3rd Qtr	4th Qt
5 SHOWSOMEJOY	1	0.0m	0.0m (0)	0.0m (0)	2:40.76	28.10s	27.16s
9 STITCHED UP DAN	2	0.2m	15.0m (1)	8.7m (1)	2:40.78	27.65s	26.58s
1 EUREKA JO	3	0.2m	4.0m (0)	4.1m (0)	2:40.79	28.10s	26.91s
7 KISS	4	1.4m	2.4m (1)	0.5m (1)	2:40.87	27.97s	27.23s
13 RENEWAL	5	2.4m	6.4m (1)	4.6m (1)	2:40.94	27.97s	27.02s
12 ZAHRA LOU	6	8.6m	17.8m (0)	12.5m (1)	2:41.40	27.72s	26.94s
10 DRAW A DREAM	7	11.8m	17.1m (2)	9.8m (3)	2:41.64	27.58s	27.37s
3 EVER ART	8	14.4m	12.6m (0)	14.3m (0)	2:41.83	28.20s	27.25s
4 THE ANSWER	9	19.6m	22.3m (0)	17.7m (1)	2:42.23	27.76s	27.41s
2 TILLY JAYNE	10	22.7m	10.4m (1)	6.3m (2)	2:42.45	27.81s	28.42s
6 MARLO MAREAU	11	23.1m	20.1m (1)	13.9m (2)	2:42.48	27.65s	27.93s
8 FOXY TWO GLOVES	12	24.8m	8.0m (0)	10.5m (0)	2:42.61	28.26s	28.29s

Finish Position and metres gained

First Arrow shows distance gain/loss from 2nd Qtr to 3rd Qtr,
Second Arrow shows distance gain/loss from 3rd Qtr to Finish
Blue arrow indicates best gain in these quarters.



Visual positions in race at 2nd Quarter

800



Visual positions in race at 3rd Quarter

400



Powered by



Harness Analyser

Sectional Analysis Software

Not just form | Free Trial

www.facebook.com/PJHarnessRacing



RISE Digital, Harness Racing Australia nor the provider accepts any responsibility for the completeness or accuracy of any of the information contained herein, and makes no representations about its suitability for any particular purpose. Users should make their own judgements about those matters and/or seek independent advice. You assume all risks associated with use of data provided on this page

Melton Race 9 Distance 2240m

Saturday, 14 September 2024


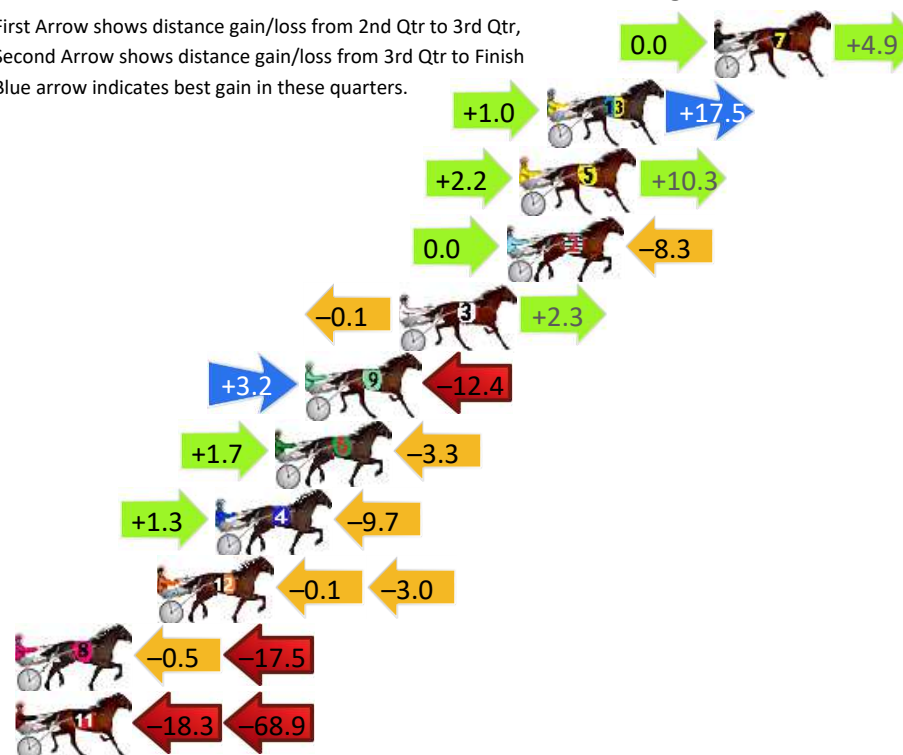
Gross Time: 2:46.60 MileRate: 1:59.70 LeadTime: 46.00s First Qtr: 30.80s Second Qtr: 30.50s Third Qtr: 29.40s Fourth Qtr: 29.90s

DATA TABLE: 800 / 400 Posi's are position from leader and (how wide the horse was at that position)

No	Horse	Plc	Mar	800 Posi	400 Posi	Time	3rd Qtr	4th Qt
7	KEAYANG KURKI	1	0.0m	4.9m (0)	4.9m (0)	2:46.64	29.40s	29.58s
13	MISS OHANA	2	6.7m	25.2m (0)	24.2m (0)	2:47.14	29.34s	28.66s
5	SKY FLAIR	3	7.8m	20.3m (1)	18.1m (2)	2:47.22	29.25s	29.19s
2	GATESYS GEM	4	8.3m	0.0m (0)	0.0m (0)	2:47.26	29.40s	30.56s
3	SHES SKY HIGH	5	12.6m	14.8m (0)	14.9m (0)	2:47.57	29.42s	29.77s
9	PROHIBITED GRACE	6	16.4m	7.2m (1)	4.0m (1)	2:47.86	29.17s	30.86s
6	KINVARA KATE	7	17.6m	16.0m (1)	14.3m (1)	2:47.95	29.29s	30.19s
4	MYHEARTBEATSTRUE	8	20.0m	11.6m (1)	10.3m (1)	2:48.13	29.31s	30.67s
12	ORIA	9	22.3m	19.2m (0)	19.3m (0)	2:48.31	29.42s	30.19s
8	I AM WILMA	10	28.4m	10.4m (0)	10.9m (0)	2:48.76	29.44s	31.26s
11	VERA LANE	11	205.4m	118.2m (0)	136.5m (0)	3:01.96	30.82s	35.20s

Finish Position and metres gained

First Arrow shows distance gain/loss from 2nd Qtr to 3rd Qtr,
Second Arrow shows distance gain/loss from 3rd Qtr to Finish
Blue arrow indicates best gain in these quarters.



Melton Race 10 Distance 2240m

Saturday, 14 September 2024


Gross Time: 2:44.40 MileRate: 1:58.10 LeadTime: 43.90s First Qtr: 31.30s Second Qtr: 31.90s Third Qtr: 28.80s Fourth Qtr: 28.50s

DATA TABLE: 800 / 400 Posi's are position from leader and (how wide the horse was at that position)

NoHorse	Plc	Mar	800 Posi	400 Posi	Time	3rd Qtr	4th Qt
7 DEREK THE JET	1	0.0m	0.0m (0)	0.6m (0)	2:44.37	28.84s	28.43s
6 MISTER BLINDSIDE	2	2.3m	8.9m (0)	9.8m (1)	2:44.55	28.86s	27.95s
10 VALTINO	3	9.5m	1.2m (1)	0.0m (1)	2:45.08	28.71s	29.18s
3 TITAN STRIDE	4	25.2m	4.5m (0)	5.4m (0)	2:46.25	28.86s	29.97s
12 LOCKSLEY CAVALIER	5	32.4m	19.6m (1)	16.3m (2)	2:46.79	28.55s	29.73s
13 THUNDA STRUCK	6	34.0m	15.2m (1)	10.6m (2)	2:46.91	28.47s	30.25s
5 DISTANT SUN	7	39.5m	13.4m (0)	15.2m (0)	2:47.32	28.92s	30.34s
11 COURAGES LAW	8	41.5m	10.2m (1)	19.1m (1)	2:47.46	29.43s	30.20s
9 EWING	9	62.8m	22.4m (0)	30.9m (0)	2:49.05	29.40s	30.95s
8 LET IT BE ME	10	65.1m	17.9m (0)	23.9m (1)	2:49.23	29.22s	31.63s
4 SINGARA TED	11	70.7m	24.1m (1)	32.6m (1)	2:49.64	29.39s	31.42s
1 RINGER WELLS	12	76.3m	6.2m (1)	14.6m (1)	2:50.06	29.39s	33.12s

Finish Position and metres gained

First Arrow shows distance gain/loss from 2nd Qtr to 3rd Qtr,
Second Arrow shows distance gain/loss from 3rd Qtr to Finish
Blue arrow indicates best gain in these quarters.



800

Visual positions in race at 2nd Quarter



400

Visual positions in race at 3rd Quarter



Powered by



Harness Analyser

Sectional Analysis Software

Not just form | Free Trial

www.facebook.com/PJHarnessRacing



RISE Digital, Harness Racing Australia nor the provider accepts any responsibility for the completeness or accuracy of any of the information contained herein, and makes no representations about its suitability for any particular purpose. Users should make their own judgements about those matters and/or seek independent advice. You assume all risks associated with use of data provided on this page

Melton Race 11 Distance 2240m

Saturday, 14 September 2024

Gross Time: 2:38.30

MileRate: 1:53.70

LeadTime: 43.40s

First Qtr: 29.90s

Second Qtr: 29.90s

Third Qtr: 27.20s


Fourth Qtr: 27.90s

DATA TABLE: 800 / 400 Posi's are position from leader and (how wide the horse was at that position)

NoHorse	Plc	Mar	800 Posi	400 Posi	Time	3rd Qtr	4th Qt
1 SWEET BELLA	1	0.0m	0.0m (0)	0.0m (0)	2:38.28	27.20s	27.88s
10 LUDACROUS	2	12.1m	4.2m (1)	4.4m (0)	2:39.18	27.21s	28.48s
7 SAHARA BREEZE	3	12.6m	9.3m (1)	9.6m (1)	2:39.22	27.23s	28.16s
9 CREDULOUS	4	13.1m	9.5m (0)	14.6m (1)	2:39.26	27.56s	27.86s
11 SURFINGMAKESCENTS	5	13.4m	13.6m (0)	17.8m (0)	2:39.28	27.50s	27.66s
5 ISTHISJUSTFANTASY	6	13.7m	19.0m (1)	17.1m (3)	2:39.30	27.08s	27.73s
4 VEE EM GEE MACRAY	7	18.5m	23.8m (1)	22.7m (1)	2:39.66	27.15s	27.70s
3 NOSWEETSFORYOU	8	22.6m	14.0m (1)	15.7m (2)	2:39.96	27.33s	28.49s
13 YOU BEAUTY	9	30.7m	22.5m (0)	27.1m (1)	2:40.56	27.54s	28.30s
6 UBETTA KNOT	10	45.5m	27.2m (0)	34.5m (0)	2:41.67	27.72s	28.91s
8 KEAYANG BLUE JEANS	11	47.1m	4.7m (0)	11.7m (0)	2:41.79	27.68s	30.59s
2 CLIVES GIRL	12	65.1m	18.3m (0)	28.6m (0)	2:43.13	27.92s	30.77s

Finish Position and metres gained

First Arrow shows distance gain/loss from 2nd Qtr to 3rd Qtr,
Second Arrow shows distance gain/loss from 3rd Qtr to Finish
Blue arrow indicates best gain in these quarters.



800

Visual positions in race at 2nd Quarter



400

Visual positions in race at 3rd Quarter



Powered by



Harness Analyser

Sectional Analysis Software

Not just form | Free Trial

www.facebook.com/PJHarnessRacing



RISE Digital, Harness Racing Australia nor the provider accepts any responsibility for the completeness or accuracy of any of the information contained herein, and makes no representations about its suitability for any particular purpose. Users should make their own judgements about those matters and/or seek independent advice. You assume all risks associated with use of data provided on this page

Melton Race 12 Distance 2240m

Saturday, 14 September 2024

Gross Time: 2:45.10 MileRate: 1:58.60 LeadTime: 47.40s First Qtr: 30.70s Second Qtr: 29.70s Third Qtr: 28.50s Fourth Qtr: 28.80s

DATA TABLE: 800 / 400 Posi's are position from leader and (how wide the horse was at that position)

No	Horse	Plc	Mar	800 Posi	400 Posi	Time	3rd Qtr	4th Qt
3	THE LOCOMOTIVE	1	0.0m	0.0m (0)	0.0m (0)	2:45.07	28.50s	28.77s
9	PRINCE OF ROCK	2	6.1m	1.8m (1)	1.7m (1)	2:45.53	28.49s	29.11s
1	AVANT GUARD	3	10.8m	6.2m (0)	9.0m (0)	2:45.88	28.70s	28.94s
5	FOUROUTOFFIVE	4	12.2m	13.9m (1)	10.9m (2)	2:45.98	28.29s	28.91s
2	CALL ME JACK	5	15.9m	24.3m (0)	23.6m (1)	2:46.26	28.46s	28.28s
10	GOTFEELINGSYOUKNOW	6	19.1m	18.7m (1)	19.1m (1)	2:46.50	28.53s	28.84s
12	WATTS UP PARTYTIME	7	24.5m	34.0m (1)	27.5m (0)	2:46.90	28.05s	28.64s
13	DEEJAY DEX	8	26.6m	18.9m (0)	21.9m (0)	2:47.05	28.72s	29.19s
11	MITCHELL WRAP	9	27.9m	29.5m (1)	26.3m (2)	2:47.15	28.29s	28.98s
6	ALL THE TRIX	10	28.8m	7.4m (1)	10.6m (1)	2:47.22	28.73s	30.16s
4	SUGA DADDY	11	34.3m	23.2m (1)	22.1m (2)	2:47.63	28.43s	29.76s
8	DESIGNER VICI	12	37.6m	14.7m (0)	18.0m (0)	2:47.87	28.74s	30.29s

Finish Position and metres gained

First Arrow shows distance gain/loss from 2nd Qtr to 3rd Qtr, Second Arrow shows distance gain/loss from 3rd Qtr to Finish
Blue arrow indicates best gain in these quarters.

